

Approved \_\_\_\_\_ Mayor  
Veto \_\_\_\_\_  
Override \_\_\_\_\_

Agenda Item H

ORDINANCE NO.

ORDINANCE APPROVING, ADOPTING AND RATIFYING PROPRIETARY BUDGETS, SPECIAL ASSESSMENT DISTRICT BUDGETS, AND OTHER BUDGETS OF MIAMI-DADE COUNTY, FLORIDA, FOR FISCAL YEAR COMMENCING OCTOBER 1, 2022 AND ENDING SEPTEMBER 30, 2023; PROVIDING A SHORT TITLE; INCORPORATING FISCAL YEAR 2022-23 PROPOSED BUDGET AS AMENDED; APPROPRIATING ALL BUDGETED REVENUES AND EXPENDITURES; AUTHORIZING INVESTMENT OF COUNTY FUNDS IN TIME WARRANTS OF MIAMI-DADE COUNTY; AUTHORIZING TRANSFER OF FUNDS AS CASH ADVANCES PENDING RECEIPT OF TAXES OR OTHER REVENUES; RATIFYING, CONFIRMING AND APPROVING IMPLEMENTING ORDERS AND OTHER ACTIONS OF BOARD WHICH SET FEES, RATES, AND CHARGES; AUTHORIZING FEES, RATES, AND CHARGES CONSISTENT WITH APPROPRIATIONS AND PROVIDING FOR THEIR AMENDMENT; APPROVING REVISED FEES, CHARGES, AND IMPLEMENTING ORDERS FOR VARIOUS DEPARTMENTS AND AGENCIES AND AUTHORIZING SUBSEQUENT AMENDMENTS BY RESOLUTION; APPROVING FISCAL YEAR 2022-23 PAY PLAN; AUTHORIZING ALLOCATIONS AND REALLOCATIONS OF BOND PROCEEDS AND INTEREST EARNINGS; AUTHORIZING MAYOR OR MAYOR’S DESIGNEE TO PROVIDE BOND ISSUE RESERVES; ESTABLISHING SUCH FUNDS AS MAY BE APPROVED DURING FISCAL YEAR AND PROVIDING FOR THEIR EXPENDITURE; AUTHORIZING PAYMENT OF LOCAL BUSINESS TAX SURCHARGE TO BEACON COUNCIL; APPROPRIATING GRANT, DONATION, AND CONTRIBUTION FUNDS; AUTHORIZING MAYOR OR MAYOR’S DESIGNEE TO NEGOTIATE AND EXECUTE CERTAIN FUNDING AGREEMENTS; CONTINUING MUNICIPAL SERVICES FUND; AUTHORIZING DISBURSEMENT FROM THE ENVIRONMENTALLY ENDANGERED LANDS (“EEL”) ACQUISITION TRUST FUND TO SUPPLEMENT THE EEL LAND MANAGEMENT TRUST FUND TO MAINTAIN THE PRINCIPAL BALANCE REQUIRED UNDER SECTION 24-50.5 (2)(B)(I) OF THE CODE OF MIAMI-DADE COUNTY, FLORIDA (“CODE”); WAIVING FOR FISCAL YEAR 2022-23, (A) SECTION 29-7(G) OF THE CODE RELATED TO ALLOCATION OF DOCUMENTARY SURTAX FUNDS, AND (B) RESOLUTION NO. R-924-08 RELATING TO TRANSIT FARES, FEES, AND CHARGES; WAIVING PROVISIONS OF THE CODE AND RESOLUTIONS REQUIRING EXECUTION OF COUNTY

AFFIDAVITS FOR NON-PROFITS RECEIVING CERTAIN COUNTY FUNDING; AUTHORIZING THE TERMINATION OF FINANCIAL INTEREST RATE SWAP AGREEMENTS AND ALLOWING REINVESTMENT OF TERMINATION PROCEEDS IN ACCORDANCE WITH COUNTY INVESTMENT POLICY; AMENDING SECTIONS 32-92 OF THE CODE RELATING TO VOLUNTARY NOTIFICATION FEES FOR CERTAIN WATER AND SEWER DELINQUENT ACCOUNTS; AMENDING, WAIVING OR RESCINDING, IF NECESSARY, VARIOUS SECTIONS OF THE CODE, APPLICABLE IMPLEMENTING ORDERS, AND OTHER LEGISLATIVE ENACTMENTS TO CONFORM SUCH ENACTMENTS TO FISCAL YEAR 2022-23 BUDGET; SUPERSEDING CONFLICTING PROVISIONS OF PRIOR LEGISLATIVE ENACTMENTS; PROVIDING SEVERABILITY, EXCLUSION FROM AND INCLUSION IN THE CODE AND AN EFFECTIVE DATE

BE IT ORDAINED, BY THE BOARD OF COUNTY COMMISSIONERS OF MIAMI-DADE COUNTY, FLORIDA:

Section 1. This ordinance shall be known and may be cited as the "Fiscal Year 2022-23 Miami-Dade County Self-Supporting Budget Ordinance."

Section 2. Pursuant to section 5.03(B) of the Home Rule Charter, the County Mayor has recommended a proposed budget for Miami-Dade County, Florida, for the fiscal year commencing October 1, 2022. Said proposed budget document as submitted to the Board of County Commissioners ("Board") is incorporated herein by reference and is amended to include: (a) all of the applicable changes contained in this ordinance; ~~[[and]]~~<sup>1</sup> (b) the changes contained in the September 2, 2022 memorandum entitled "Information for First Budget Hearing – FY 2022-23 Proposed Budget", which changes are noted on the version that shall be attached hereto following final adoption of this ordinance>>; (c) transfer of \$4,550,000.00 currently on deposit in the Affordable Housing Trust Fund to Public Housing and Community Development Department's Capital Project Program #2000002154 titled "Redevelopment of Public and

---

<sup>1</sup> Except as otherwise noted herein, all amendments adopted at the first budget hearing are indicated as follows: Words double stricken through and/or [[double bracketed]] are deleted, words double underlined and/or >>double-arrowed<< are added.

Affordable Housing;” (d) waiver of all applicable legal requirements that relate to income-tiering or other expenditure restrictions included in sections 17-130, 17-132, and 17-132.1 of the Code of Miami-Dade County and Resolution No. R-1330-19 with respect to the use and allocation of all funds in Capital Project Program #2000002154; and (e) delegation of authority to the County Mayor or Mayor’s designee to negotiate and execute agreements, including the standard rental regulatory agreement and other required documents, subject to approval for form and legal sufficiency by the County Attorney’s Office, for the disbursement of the funds in Capital Project Program #2000002154, after consultation with and approval from the Commissioners of the districts in which the public, affordable or workforce housing projects are located. Notwithstanding subsection 2(d) herein, all monies that were received from developers as payment in lieu of constructing, acquiring, or rehabilitating workforce housing in accordance with section 17-145 of the County Code, will be used for the construction, rehabilitation, and acquisition of workforce housing units.<<

Section 3. The proprietary budgets, special assessment district budgets, and other budgets proposed, including the five-year financial plan contained therein, as amended as set forth in this ordinance, are hereby approved, adopted and ratified, and the budgeted revenues and expenditures therein are hereby appropriated. Department expenditure allocations established by the County Mayor as revised and summarized in the attached budgets are adopted as limitations of all expenditures, except as hereinafter provided and appropriations hereby have been provided for outstanding indebtedness for the payment of vouchers that have been incurred in the current or prior year, but are not expected to be paid until the commencement of the new fiscal year. Receipts from sources not anticipated in the attached budgets may be appropriated and expended by ordinance duly enacted by the Board in accordance with section 129.06(2)(d), Florida Statutes, and section 1.02(A) of the Miami-Dade County Home Rule Charter. Adjustments within the same

fund to departmental appropriations made in the attached budgets may be approved from time to time by motion duly adopted by the Board in accordance with section 129.06(2)(a), Florida Statutes, and sections 2-1792 through 2-1800A of the Code of Miami-Dade County, Florida (“Code”). The Director of the Office of Management and Budget is authorized to approve adjustments to expenditure code allocations within the limit of the departmental or other appropriations made in the attached budgets. All adjustments made in accordance with this ordinance are approved, adopted and ratified.

Section 4. Pursuant to the authority of Chapter 8015, Special Acts of Florida, 1919, which authorizes the Board to borrow money and to issue time warrants, and pursuant to the authority of section 129.02(5), Florida Statutes, which permits funds of the County to be invested in securities of the federal government and of the local governments in Florida, or both, the Finance Director is hereby authorized to invest these monies in the time warrants of Miami-Dade County, Florida.

Section 5. As provided in section 5.03(C) of the Home Rule Charter, the Board hereby authorizes the transfer of any portion of the earnings or balance of the several funds, other than sinking funds, for obligations not yet retired, to the general funds of the County provided that such transfer be deemed a cash advance to meet operating and other expenses approved by the Board, and that all such advances shall be reimbursed before the end of the fiscal year upon receipt of adequate tax or other appropriate revenues. However, this section in no way limits or restricts the power of the Board to transfer any unencumbered appropriations balance, or any portion thereof, from one department, fund or agency to another as provided by law pursuant to section 5.03(C) of the Home Rule Charter.



Section 6. The provisions of section 29-7(G) of the Code requiring that no allocation of documentary surtax funds shall be made except as part of a competitive Request for Applications process shall be waived for Fiscal Year 2022-23.

Section 7. The County Mayor or County Mayor's designee is authorized to: (i) terminate any of the County's existing interest rate swap agreements authorized by this Board in accordance with the County's Swap Policy approved by this Board pursuant to Resolution No. R-311-05, subject to a favorable recommendation by the County's financial swap advisor; (ii) invest any termination proceeds in accordance with the County's Investment Policy approved by this Board pursuant to Resolution No. R-367-16; and (iii) finalize and execute any documents and certificates necessary in order to effectuate the terminations.

Section 8. The provisions of Resolution No. R-924-08 relating to transit fares, fees and charges which require adjustments to said fares, fees and charges every three years in accordance with the average rate of the Consumer Price Index for the preceding three years shall be waived for Fiscal Year 2022-23.

Section 9. All Implementing Orders, as amended hereby, other actions of the Board setting fees, rates, and charges, and fees, rates and charges consistent with appropriations adopted herein, are hereby ratified, confirmed and approved, and may be subsequently amended by resolution adopted by the Board during the fiscal year.

Section 10. The revised Implementing Order setting the Miami-Dade Port of Miami fees and charges as reflected in attachment A is made part hereof.

Section 11. The revised Implementing Order setting the Solid Waste Services rates, fees and charges as reflected in attachment B is made part hereof.

Section 12. The revised Implementing Order setting the Elections rates, fees and charges as reflected in attachment C is made part hereof.

Section 13. The revised Implementing Order setting the Regulatory and Economic Resources (Consumer Protection Services) rates, fees and charges as reflected in attachment D is made part hereof.

Section 14. The revised Implementing Order setting the Water and Sewer rates, fees and charges as reflected in attachment E is made part hereof.

Section 15. The revised Implementing Order setting the Aviation Department rates, fees and charges as reflected in attachment F is made part hereof.

Section 16. The revised Implementing Order setting the Transit fares, fees and charges as reflected in attachment G is made part hereof.

Section 17. The revised Implementing Order setting the Regulatory and Economic Resources (Building and Neighborhood Compliance) rates, fees and charges as reflected in attachment H is made part hereof.

Section 18. The revised Implementing Order setting the Fire Prevention rates, fees and charges as reflected in attachment I is made part hereof.

Section 19. The revised Implementing Order setting the Regulatory and Economic Resources (Planning, Zoning, and Platting) rates, fees and charges as reflected in attachment J is made part hereof.

Section 20. The revised Implementing Order setting the Parks, Recreation and Open Spaces rates, fees and charges as reflected in attachment K is made part hereof.

Section 21. The revised Implementing Order setting the Code Enforcement rates, fees and charges as reflected in attachment L is made part hereof.

Section 22. The revised Implementing Order setting the County Parking Facilities (managed by the Internal Services Department) rates, fees and charges as reflected in attachment M is made part hereof.

Section 23. The revised Implementing Order setting the Medical Examiner rates, fees and charges as reflected in attachment N is made part hereof.

Section 24. The revised Implementing Order setting the revisions to reflect the creation of the Strategic Procurement Department as reflected in attachment O is made part hereof.

Section 25. The Fiscal Year 2022-23 Pay Plan, which is attached and incorporated by reference herein, is hereby approved, including the pay rates and all other provisions set forth therein.

Section 26. All allocations and reallocations of bond proceeds and interest earnings included in the Fiscal Year 2022-23 Adopted Capital Budget and Multi-Year Capital Plan, as may be amended, are hereby authorized.

Section 27. The County Mayor or the County Mayor's designee is hereby authorized to use interest earned on deposit of Public Improvement Bond funds to establish and maintain an Interest and Sinking Fund Reserve Account in an amount not to exceed one year's maximum principal and interest. Interest earned in excess of the reserve shall be distributed to Public Improvement Bonds Construction Funds in accordance with standard accounting practices.

Section 28. The Finance Director is hereby authorized to establish and to receive and expend funds up to amounts received without specific appropriation pursuant to section 5.03(C) of the Home Rule Charter for existing trust funds, working capital funds, bond construction funds, pension funds, revolving funds and any other such funds as may be approved by motion of the Board during the 2022-23 fiscal year.

Section 29. The Finance Director is hereby authorized to make payment of local business tax surcharge revenues for Fiscal Year 2022-23 to Miami-Dade County Beacon Council, Inc., in accordance with state law and Resolution No. 1066-88 which authorized the agreement between Miami-Dade County and the Beacon Council.

Section 30. All grant, donation, and contribution funds received by the County are hereby appropriated at the levels and for the purposes intended by the grants, donations and contributions.

Section 31. The County Mayor or the County Mayor's designee is hereby authorized to negotiate and execute agreements, following approval by the County Attorney for form and legal sufficiency, for funding allocations to community-based organizations, other governmental agencies, non-profit organizations, cultural organizations or for cultural events, Anti-Gun Violence and Prosperity Initiatives Trust Fund, Miami-Dade Rescue Plan District Designated Fund, and Mom and Pop Program participants approved in this ordinance as a result of a request for proposals, other formal selection process, or other allocations approved by the Board, including, but not limited to, for work or services resulting from natural disasters, emergency declarations or pandemics.

Section 32. The County Ambassador Program is hereby created for the purpose of purchasing consulting and community ambassador services for the County. Persons eligible to serve as a County Ambassador shall be any person who meets all of the following criteria: (a) is a former County Commissioner; (b) has not been criminally indicted and found guilty arising directly out of his or her official conduct or duties while serving in an elected office; (c) does not have an open or pending criminal indictment or appeal of a conviction arising directly out of his or her official conduct or duties while serving in an elected office (once cleared of the charge(s), the person will be eligible); (d) has not been removed from an elected office by recall; (e) is not employed by the County or the Public Health Trust at any time during the term of the services agreement; and (f) does not hold any elected public office at any time during the term of the services agreement. The scope of services for County Ambassadors contracting with the County under the County Ambassador Program includes participation in county-sponsored events on

behalf of and representing the County (to include ribbon cutting, speeches, and leading the pledge of allegiance), meeting with dignitaries or other special guests visiting Miami-Dade County on behalf of the County, and/or providing consultant services to the Chairperson and Board pertaining to strategic areas such as transportation and neighborhood improvements. The maximum annual services fee payable to a County Ambassador is \$25,000.00 per fiscal year and all contracts shall be for a term not to exceed one year. The County Ambassador Program will be managed by the Office of the Chair and the Chairman is hereby authorized and delegated the authority to select County Ambassadors and to negotiate, approve and monitor compliance of service agreements with County Ambassadors, following approval by the County Attorney for form and legal sufficiency, for a term not to exceed one year and for a total sum not to exceed \$25,000.00 per fiscal year for the provision of all or some of the services set forth herein. The County Mayor or Mayor's designee shall execute all approved service agreements on behalf of the County.

Section 33. The Board hereby authorizes the disbursement of \$2,700,000.00 from the Environmentally Endangered Lands ("EEL") Acquisition Trust Fund to the EEL Land Management Trust Fund, in order to supplement the EEL Land Management Trust Fund and maintain its principal established under section 24-50.5 (2)(b)(i) of the Code.

Section 34. Section 32-92 of the Code is hereby amended to read as follows: <sup>2</sup>

**Section 32-92. Delinquent account notification service for rental property.**

\* \* \*

(b) Subscribers to this service shall pay an annual fee ~~[[of three dollars (\$3.00) per monthly account and two dollars and fifty cents (\$2.50) per quarterly account]]~~ >>as set forth in the Schedule of Rates, Fees and Charges for the Miami-Dade Water and Sewer Department<<.

---

<sup>2</sup> Section 34 of the ordinance was included in the ordinance presented at the first budget hearing to modify section 32-92 of the County Code. Words: (a) stricken through and/or [[double bracketed]] reflect those provisions that shall be deleted from section 32-92 of the County Code; and (b) words underlined and/or >>double arrowed<< shall be added to section 32-92 of the County Code. Remaining provisions are now in effect and remain unchanged.

Section 35. Notwithstanding any other provision of the Code or any resolution or implementing order to the contrary, non-profit entities awarded grants of County monies from the prior fiscal year's and Fiscal Year 2022-23's District Discretionary Reserve, Commission office funds, Future Services Reserve, Enhanced County and District Program, or Mom and Pop Program funds shall not be required to complete affidavits of compliance with the various policies or requirements applicable to entities contracting or transacting business with the County.

Section 36. The Municipal Services Fund is hereby recognized and continued. Payment by a municipality to the Municipal Services Fund shall be used for services which provide benefits to the municipality or the residents thereof.


Section 37. Unless otherwise prohibited by law, this ordinance shall supersede all enactments of this Board including, but not limited to, ordinances, resolutions, implementing orders, regulations, rules, and provisions of the Code in conflict herewith.

Section 38. If any section, subsection, sentence, clause or provision of this ordinance is held invalid, the remainder of this ordinance shall not be affected by such invalidity.

Section 39. It is the intention of this Board and it is hereby ordained that the provisions of section 34 of this ordinance shall become and be made a part of the Code and the balance of this ordinance shall be excluded from the Code.

Section 40. All provisions of this ordinance shall become effective ten (10) days after the date of enactment unless vetoed by the County Mayor, and if vetoed, shall become effective only upon override by this Board. In the event all or any particular component of this ordinance are vetoed, the remaining components, if any, shall become effective ten (10) days after the date of enactment and the components vetoed shall become effective only upon override by this Board.

PASSED AND ADOPTED:

Approved by County Attorney as  
to form and legal sufficiency. 

I.O. No.: 4-4  
Ordered: 9/28/2022/20212022  
Effective: 10/01/20212022

MIAMI-DADE COUNTY  
IMPLEMENTING ORDER

PORT OF MIAMI TERMINAL TARIFF NO. 010

**AUTHORITY:**

The Miami-Dade County Home Rule Amendment Charter, including, among others, Sections 1.01 and 2.02A.

**SUPERSEDES:**

This Implementing Order supersedes prior Implementing Orders and revisions to PortMiami Terminal Tariff No. 010 as it relates to those items specified in the attached Tariff pages. Any items not expressly superseded herein remain in effect.

**POLICY:**

Port of Miami Terminal Tariff No. 010 shall be established providing for the rates, rules and regulations for the Seaport facilities of Miami-Dade County, Florida.

**PROCEDURE:**

The Director of the Dante B. Fascell Port of Miami-Dade (PortMiami) is responsible for the operation and management of the Port Miami, including establishing rates and fees for usage of Port facilities and collection of same. Reviews and revisions of rates and fees will occur on an annual basis with recommendations for changes forwarded to the County Mayor.

**TARIFF:**

The Tariff items adopted by this Implementing Order have been presented and are considered a part hereof. In accordance with Section 2.3 of the Code of Miami-Dade County, these official Tariff items are also filed with the Clerk of the Board of County Commissioners. Items, which are charged by the Port of Miami, shall be the same as those listed in the official PortMiami Terminal Tariff No. 010 on file with the Clerk of the County Commission.

This Implementing Order is hereby submitted to the Board of County Commissioners of Miami-Dade County, Florida.

Approved by the County Attorney as  
to form and legal sufficiency \_\_\_\_\_



EFFECTIVE OCTOBER 1, 202~~1~~

FFMC – T No 010



---

## TERMINAL TARIFF No. 010

RATES RULES AND REGULATIONS  
FOR THE SEAPORT FACILITIES  
OF MIAMI-DADE COUNTY FLORIDA

---

THIS TARIFF IS ISSUED BY THE MIAMI-DADE COUNTY MAYOR UNDER AUTHORITY OF ADMINISTRATIVE ORDER NO. 4-4 PURSUANT TO SECTION 4.02 OF THE HOME RULE CHARTER; MIAMI-DADE COUNTY HAVING JURISDICTION OVER AND CONTROL OF THE OPERATION OF THE DANTE B. FASCELL PORT OF MIAMI-DADE.

---

FOR FURTHER INFORMATION ADDRESS

PORT DIRECTOR  
DANTE B. FASCELL PORT OF MIAMI-DADE  
1015 NORTH AMERICA WAY  
MIAMI, FLORIDA 33132  
(305) 371-7678

**Table of contents**

**Table of contents** ..... i

**Correction Sheet** ..... A

**Units of Weight & Measure** ..... B

**Metric Conversion Guide** ..... C

**Section One: Definitions** ..... 1

    101. Berth Assignment..... 1

    102. Berth Day ..... 1

    105. County ..... 1

    106. County Commission ..... 1

    107. County Mayor ..... 1

    108. Dangerous Cargo..... 1

    109. Dockage..... 1

    111. Facility Security Plan (FSP) ..... 1

    112. Fiscal Year..... 1

    113. Free Time ..... 2

    114. Handling ..... 2

    115. Heavy Lift ..... 2

    116. Port Legal Holidays (l) ..... 2

    117. Loading and Unloading ..... 2

    118. Operator..... 2

    119. Non-Operating Port ..... 2

    120. Notice of Violation ..... 3

    122. Person ..... 3

    123. Point of Rest..... 3

    124. Port Director ..... 3

    125. Dante B. Fascell Port of Miami-Dade ..... 3

    126. Multi-Day Cruise Parking Revenue ..... 3

    128. Port Terminal ..... 3

    130. Seaport Department ..... 4

    131. Ship Agent ..... 4

132. Small Boat .....	4
133. Small Passenger Vessel .....	4
134. Tariff .....	4
136. Terminal Storage .....	4
137. Usage .....	4
138. Vessel .....	4
139. Wharf Demurrage .....	45
140. Wharfage, Cargo .....	5
141. Wharfage, Passenger .....	5
<b>Section Two: General Rules &amp; Regulations .....</b>	<b>6</b>
Applicability of Tariff .....	6
200. Application of Tariff and Supplements .....	6
202. Consent to Terms of Tariff .....	6
204. Appeals .....	6
Administrative Restrictions, Limitations and Requirements .....	7
210. General Restrictions and Limitations .....	7
211. PortMiami Personnel Fees (A) .....	7
212. Disclaimer for Loss or Damage .....	8
213. Placement Goods Not to Be Bailment .....	8
214. Abandoned Cargo .....	8
215. PortMiami Administrative Fee .....	9
216. Furnishing Cargo Statements and Vessel Reports .....	9
217. Late Documentation on Service Fee .....	9
218. Payment of Bills .....	9
219. Temporary Emergency Changes to Tariff .....	11
220. Access to Records .....	11
221. Indemnification .....	12
222. Payment Guarantee .....	12
223. Emergency tariff waiver for hurricanes and natural disasters .....	12
224. Insurance .....	13
226. Returned Check Service Fee .....	14
227. Inaugural Activities .....	14

---

<b>Section Three: Rules &amp; Regulations for Vessels .....</b>	<b><u>1516</u></b>
Navigation .....	<u>1516</u>
230. Anchorage or Obstruction in Turning Basins and Channels.....	<u>1516</u>
232. Lights at Night .....	<u>1516</u>
234. Pollution of Air and Water .....	<u>1516</u>
236. Speed .....	<u>1617</u>
Berthing.....	<u>1617</u>
240. Application for Berth.....	<u>1617</u>
241. Assignment of Berth and Rail Facilities .....	<u>1617</u>
242. Change of Berth .....	<u>1617</u>
243. Unauthorized Berthing.....	<u>1718</u>
244. Vessel to be Continuously Worked .....	<u>1718</u>
245. Vessel Fire Notification .....	<u>1718</u>
246. Man Overboard.....	<u>1718</u>
247. Tug Requirements (I).....	<u>1718</u>
<b>Section Four: Rules &amp; Regulations for Wharves .....</b>	<b><u>1920</u></b>
Allocation of Space.....	<u>1920</u>
250. General.....	<u>1920</u>
252. Leasing .....	<u>1920</u>
254. Third Party Contracts .....	<u>1920</u>
Wharves .....	<u>1920</u>
260. Cleanliness of Premises (A) .....	<u>1920</u>
261. Boat Cradle Removal.....	<u>2021</u>
262. Damage to Facilities .....	<u>2021</u>
264. Emergencies .....	<u>2021</u>
266. Explosives inflammables other hazardous materials.....	<u>2021</u>
268. Loitering on Port Property .....	<u>2022</u>
270. Signs .....	<u>2122</u>
272. Smoking.....	<u>2122</u>
274. Solicitation .....	<u>2122</u>
276. Vehicles .....	<u>2122</u>
278. Security .....	<u>2122</u>

---

279. Use of and Responsibility for Seaport TWIC Readers .....	22
280. Wharf Obstruction .....	<del>2223</del>
<b>Section Five: Dockage .....</b>	<b><del>2324</del></b>
Dockage.....	<del>2324</del>
300. Basis of Charge .....	<del>2324</del>
302. Duration of Dockage (R).....	<del>2324</del>
303. Dockage for Cultural, Charitable Events .....	<del>2324</del>
304. Dockage For Unauthorized Berthing.....	<del>2324</del>
305. Dockage Rates for Tugs.....	<del>2324</del>
306. Dockage Charges Except Government Vessels and Ocean Research Vessels .....	<del>2324</del>
308. Dockage Charge For Military, Historical, Heritage Vessels .....	<del>2425</del>
309. Dockage Charges For Ocean Research Vessels .....	<del>2425</del>
310. Minimum Charge .....	<del>2425</del>
311. Berthing For Clearance.....	<del>2425</del>
312. Dockage Rates For Vessel Wet Docking.....	<del>2425</del>
313. Dockage Charges For Miami-Dade County Agencies .....	<del>2426</del>
<b>Section Six: Wharfage .....</b>	<b><del>2627</del></b>
Wharfage.....	<del>2627</del>
404. Ship’s Stores.....	<del>2627</del>
405. Calculation Of Cargo Tonnage.....	<del>2627</del>
406. Cargo Wharfage Charges .....	<del>2627</del>
407. Passenger Wharfage Charges For Small Passenger Vessels.....	<del>2728</del>
408. Passenger Wharfage Charges Except Small Passenger Vessels .....	<del>2728</del>
414. Transshipments.....	<del>2728</del>
<b>Section Seven: Wharf Demurrage &amp; Terminal Storage.....</b>	<b><del>2930</del></b>
Wharf Demurrage .....	<del>2930</del>
500. Free Time Allowance .....	<del>2930</del>
502. Computation Of Free Time .....	<del>2930</del>
504. Wharf Demurrage Charges .....	<del>2930</del>
506. Non-Shipment By Water .....	<del>2930</del>
508. Terminal Storage Charges .....	<del>3031</del>
512. Minimum Storage Charges.....	<del>3031</del>

---

---

<b>Section Eight: Container Crane Facility .....</b>	<b><del>3132</del></b>
Container Gantry Crane Facility .....	<del>3132</del>
550. Container Gantry Crane Rules And Regulations .....	<del>3132</del>
560. Crane Rates (A)(R) .....	<del>3233</del>
570. Container Gantry Crane Characteristics .....	<del>3233</del>
580. Payment For Rental Of Cranes .....	<del>3334</del>
584. Heavy Lift Charges.....	<del>3334</del>
586. Crane Condition .....	<del>3334</del>
588. Damages Sustained To Crane.....	<del>3435</del>
596. Cleaning Facilities.....	<del>3435</del>
<b>Section Nine: Rentals &amp; Leases.....</b>	<b><del>3536</del></b>
602. Rental of Space .....	<del>3536</del>
604. Open Ground Leases (A) .....	<del>3738</del>
605. Inside Fencing .....	<del>3839</del>
606. Other .....	<del>3839</del>
607. Lease Documents Late Fee .....	<del>3940</del>
608. Lease Permits And Licenses .....	<del>3940</del>
609. Lease Environmental Protection And Indemnities .....	<del>3940</del>
<b>Section Nine-A: Foreign Trade Zone .....</b>	<b><del>4041</del></b>
610. PortMiami Foreign Trade Zone No. 281 .....	<del>4041</del>
<b>Section Ten: Miscellaneous Charges.....</b>	<b><del>4243</del></b>
700. Fresh Water.....	<del>4243</del>
701. Fresh Water Unit Connection Replacement .....	<del>4243</del>
705. Electric Current For Refrigerated Units.....	<del>4243</del>
707. Harbor Fee .....	<del>4243</del>
709. Vehicle Examination Facility Charge .....	<del>4344</del>
710. Vehicle Parking At The Port .....	<del>4344</del>
714. Annual And Temporary Permit Fees.....	<del>4445</del>
715. Port Identification Cards and Special Dock Parking Permit .....	<del>5051</del>
716. Liquefied Natural Gas (LNG) Bunkering (I).....	51

---

**Section Eleven: General Information ..... 5354**

800. Miami Harbor ..... 5354

802. Main Channel ..... 5354

806. Fisherman’s Channel ..... 5354

807. Lummus Turning Basin ..... 5354

808. Main Turning Basin ..... 5354

809. Western Turning Basin ..... 5354

810. Fisher Island Turning Basin ..... 5354

816. Anchorage ..... 5354

818. Tides And Tidal Currents ..... 5455

850. Port Facilities And Specifications (C) ..... 5455

**Index ..... 5657**

## Correction Sheet

Reference marks and symbols used to indicate the effect of corrections to this Tariff are in compliance with FMC General Order 13, as amended as follows:

- (R) To denote a reduction
- (A) To denote an increase
- (C) To denote changes in wording or item number which result in neither an increase nor ~~an~~ decrease in charges
- (D) To denote a deletion
- (E) To denote an exception to a general change
- (N) To denote reissued matter
- (I) To denote new or initial matter



## Units of Weight & Measure

Customary international (metric) and U.S. units of weight and measure governing the determination of rates and charges assessed under this Tariff are as follows:

1	Acres	↔	43,560	Square Feet
1	Kilogram	↔	2.2046	Pounds
1,000	Kilograms	↔	2,204.62	Pounds (1 Metric Ton)
1	Pound	↔	0.4536	Kilograms
2,000	Pounds	↔	907.1847	Kilograms (1 Short Ton)
1	Metric Ton (1 Kilo Ton)	↔	1.1023	Short Tons
1	Short Ton	↔	2,000	Pounds
1	Short Ton	↔	0.9072	Metric Tons
1	Long Ton	↔	2,240	Pounds
1	Foot	↔	0.3048	Meter
1	Meter	↔	3.2808	Feet
1	Cubic Foot	↔	0.0283	Cubic Meters
1	Cubic Meter	↔	35.315	Cubic Feet
1	Bushel Grain (US) 60 Pounds	↔	27.216	Kilograms
1	Barrel (US) 42 Gallons	↔	158.9873	Liters
1	Cubic Meter	↔	423.792	Ft. Board Measure
1,000	Ft. Board Measure	↔	83.33	Cubic Feet
1,000	Ft. Board Measure	↔	2.36	Cubic Meters
6.4	Barrels (US, Bunker Fuel Only)	↔	1,000	Kilograms
1	Liter	↔	0.2642	Gallons
1	Gallon	↔	3.7854	Liters
1	Gallon (Fresh Water)	↔	8.34	Pounds

## Metric Conversion Guide

<u>TO CHANGE</u>	<u>TO</u>	<u>MULTIPLY BY</u>
Cubic Feet	Cubic Meters	0.0283
Cubic Meters	Cubic Feet	35.3145
Cubic Meters	Cubic Yards	1.3079
Cubic Yards	Cubic Meters	0.7646
Feet	Meters	0.3048
Gallons (US)	Liters	3.7854
Inches	Millimeters	25.4000
Inches	Centimeters	2.5400
Kilograms	Pounds	2.2046
Liters	Gallons (US)	0.2642
Liters	Pints (Dry)	1.8162
Liters	Quarts (Dry)	0.9081
Liters	Quarts (Liquid)	1.0567
Meters	Feet	3.2808
Meters	Yards	1.0936
Metric Tons	Tons (Long)	0.8942
Metric Tons	Tons (Short)	1.1023
Millimeters	Inches	0.0394
Miles	Kilometers	1.6093
Pints (Dry)	Liters	0.5506
Pints (Liquid)	Liters	0.4732
Pounds	Kilograms	0.4536
Quarts (Dry)	Liters	0.1012
Quarts (Liquid)	Liters	0.9463
Square Feet	Square Meters	0.0929
Square Meters	Square Feet	10.7639
Square Yards	Square Meters	0.8361
Tons (Long)	Metric Tons	1.0160
Tons (Short)	Metric Tons	0.9072
Yards	Meters	0.9144

Unless otherwise specified, all tons in Tariff are short tons.

## Section One: Definitions

### 101. BERTH ASSIGNMENT

The granting of permission to use a specified berth.

### 102. BERTH DAY

Each 24-hour period or fraction thereof during which a vessel occupies an assigned berth.

### 105. COUNTY

Miami-Dade County, organized and existing under and by the virtue of the laws of the State of Florida, and situated in the County of Miami-Dade in Florida.

### 106. COUNTY COMMISSION

The legislative governing body of Miami-Dade County as provided for in the charter of Miami-Dade County. The term is synonymous with "Board of County Commissioners", the "Board" and "BCC".

### 107. COUNTY MAYOR

The administrative head of Miami-Dade County who is responsible for the efficient operation of all County Departments.

### 108. DANGEROUS CARGO

Dangerous Cargo (includes hazardous materials, explosives, radioactive materials, etc.) items included in Title 33 of the Code of Federal Regulations Section 160.204 and further defined in sections referenced therein.

### 109. DOCKAGE (C)

The charges assessed against a vessel for berthing at a wharf, pier, bulkhead structure, or bank, or for mooring to a vessel so berthed. For avoidance of doubt, dockage charges do not include the provision of shore power, water, or any other utility or utility related service, or other service, to the vessel.

### 111. FACILITY SECURITY PLAN (FSP)

A plan developed to ensure the application of security measures designed to protect the facility and its servicing vessels or those vessels interfacing with the facility, their cargoes, and persons on board at the respective MARSEC Levels pursuant to all applicable laws including but not limited to 33 Code of Federal Regulation 101.105, et seq.

### 112. FISCAL YEAR

Any twelve (12) months period from October 1<sup>st</sup> to September 30<sup>th</sup> of the following year.

**Tariff No. 010**

## SECTION ONE: DEFINITIONS

**113. FREE TIME**

The specified period during which cargo may occupy space assigned to it on terminal property free of wharf demurrage or terminal storage charges immediately prior to the loading or subsequent to the discharge of such cargo on or off the vessel.

**114. HANDLING**

The service of physically moving cargo between point of rest and any place on the terminal facility, other than the end of ship's tackle.

**115. HEAVY LIFT**

The service of providing heavy lift cranes and equipment for lifting cargo.

**116. PORT LEGAL HOLIDAYS (I)** (For billing purposes only) **(C)**

New Year's Eve.....	January 1
Martin Luther King's Birthday.....	3 <sup>rd</sup> Monday in January
Presidents' Day.....	3 <sup>rd</sup> Monday in February
<u>Law Enforcement Appreciation Day</u> .....	<u>May 12 (observed Friday before National Police Week)</u>
Memorial Day.....	Last Monday in May
Juneteenth.....	June 19 (observed June 19 or the following business day)
Independence Day.....	July 4
Labor Day.....	1 <sup>st</sup> Monday in September
Columbus Day.....	2 <sup>nd</sup> Monday in October
Veterans' Day.....	November 11
Thanksgiving Day.....	4 <sup>th</sup> Thursday in November
Day after Thanksgiving.....	4 <sup>th</sup> Friday in November
Christmas Day.....	December 25 (observed December 25 or the following business day)

In the event a legal holiday falls on a Saturday, it is celebrated on the preceding Friday, and in the event a legal holiday falls on a Sunday, it is celebrated on the succeeding Monday.

**117. LOADING AND UNLOADING**

The service of loading or unloading cargo between any place on the terminal or water and railroad cars, trucks, vessels, ferries, lighters or barges or any other means of conveyance to or from the terminal facility or water.

**118. OPERATOR**

Any person carrying on the business of furnishing wharfage, dock, warehouse, or other marine terminal services or facilities in connection with a common carrier by water in the United States or its possessions.

**119. NON-OPERATING PORT**

**Tariff No. 010**  
SECTION ONE: DEFINITIONS

---

Port of Miami-Dade does not provide longshoremen, checkers or handlers for cargo or baggage; nor does it handle count or provide guards or security for cargo and ships. These services are provided by franchised stevedoring, cargo handling, and steamship agency firms. A list of firms authorized to perform these services is available upon request from the Seaport Permit Section.

**120. NOTICE OF VIOLATION**

A notice issued by the United States Coast Guard or other federal, state or local agency for an alleged violation. The notice contains the applicable law or regulation violated and the corresponding proposed penalty and conditions to resolve the case.

**122. PERSON**

“Person” shall be defined in Florida Statutes Section 1.01 (3), and shall include without limitations municipal, governmental and public bodies and their agents, when such bodies or agents are using the Port terminal facility.

**123. POINT OF REST**

The area on the terminal facility which is assigned for the receipt of inbound cargo from the ship and from which area inbound cargo may be delivered to the consignee, and that area which is assigned for the receipt of outbound cargo from shippers for vessel loading.

**124. PORT DIRECTOR**

This term is synonymous with the term “Seaport Director”.

**125. DANTE B. FASCELL PORT OF MIAMI-DADE**

This term is synonymous with the term “Seaport Department,” “Port,” “Port of Miami,” “Port of Miami-Dade,” “PortMiami” or “PortMiami-Dade”.

**126. MULTI-DAY CRUISE PARKING REVENUE**

For purposes of multi-day cruise lines that have contractual multi-day cruise parking revenue sharing incentive rights, for clarification purposes, such multi-day cruise parking revenue sharing shall not include any parking revenue derived from or associated with daily cruises, non-revenue cruises, ferry services, cruises less than 24 hours in duration, cruises to nowhere, or any other category of service excluded from multi-day cruise parking revenue by or under any terms of this Tariff or the subject multi-day cruise lines’ respective preferential berthing or other contracts with the County.

**128. PORT TERMINAL**

One or more structures comprising a terminal unit, and including, but not limited to wharves, warehouses, covered and/or open storage space, cold storage plants, grain elevators and/or bulk cargo loading and/or unloading structures, landings and receiving stations, used for the transmission, care and convenience of cargo and/or passengers in the interchange of same between land and water carriers or between two water carriers.

**130. SEAPORT DEPARTMENT**

The department of Miami-Dade County created to operate, manage and develop the Seaport and terminal facilities of Miami-Dade County.

**131. SHIP AGENT**

The vessel representative responsible for the collection and payment of all charges assessed on a vessel for which they file a Request for Ship's Berth Assignment and provide accurate manifest documentation. All Ship Agents must be bonded and permitted by the Seaport Department to transact business at the Port of Miami.

**132. SMALL BOAT**

A vessel having a container/trailer capacity of 750 TEUs or less.

**133. SMALL PASSENGER VESSEL**

A passenger vessel with an overall length of less than 300 feet shall be deemed a "Small Passenger Vessel."

**134. TARIFF**

A publication containing the rates, charges, rules regulations and practices of any Person carrying on the business of furnishing wharfage, dock, warehouse, or other marine terminal services or facilities in connection with a common carrier by water in the United States or its possessions.

**136. TERMINAL STORAGE**

The service of providing warehouse or other terminal facilities for the storing of inbound or outbound cargo, including wharf storage, shipside storage, closed or covered storage, open or ground storage, bonded storage and refrigerated storage, after storage arrangements have been made.

**137. USAGE**

The use of the terminal facility by any rail carrier, lighter operator, trucker, shipper or consignees, their agents, servants, and/or employees, when they perform their own car, lighter or truck loading or unloading, or the use of said facilities for any other gainful purpose for which a charge is not otherwise specified.

**138. VESSEL**

Except as otherwise provided in individual items, the term "vessel" means floating craft of every description and shall include in its meanings the term "owners and agents" thereof.

**139. WHARF DEMURRAGE**

A charge assessed against cargo remaining in or on terminal facilities after the expiration of free time unless arrangements have been made for storage. Wharf demurrage is also applicable to cargo remaining in or on terminal facilities after expiration of an authorized storage period.

**Tariff No. 010**SECTION ONE: DEFINITIONS

---

**140. WHARFAGE, CARGO (C)**

A charge, assessed against the cargo or vessel on all cargo passing or conveyed over, onto, or under wharves or between vessels (to or from barge, lighter, or water), when berthed at a wharf or when moored in slip adjacent to wharf. Wharfage is solely the charge for use of wharf and does not include the provision of shore power, water, or any other utility or utility related service to the vessel, nor does it include charges for any other service.

**141. WHARFAGE, PASSENGER (C)**

A charge assessed against a passenger on a vessel, other than a crew member, when embarking from or debarking to port property. Passenger wharfage is solely the charge for use of wharf and other passenger facilities and does not include the provision of shore power, water, or any other utility or utility related service to the vessel, nor does it include charges for any other service.

## Section Two: General Rules & Regulations

### Applicability of Tariff

---

#### 200. APPLICATION OF TARIFF AND SUPPLEMENTS

The charges, rates, rules and regulations published in this tariff shall apply equally to all users of, and all traffic on the waterways and/or facilities owned and/or operated by Miami-Dade County, Florida under the jurisdiction of the Seaport Department, on and after the effective date of this tariff or any supplements thereto provided, however, that to the extent a separate and effective written contract approved by the Miami-Dade Board of County Commissioners expressly or specifically supersedes one or more items, rates, or provisions of this Tariff, the expressly or specifically superseding contract term(s) or rate(s) shall exclusively control, but only to the limited extent particular items, rates and/or provisions of this Tariff are expressly or specifically superseded thereby, with all non-superseded items, rates, and provisions of the Tariff (as may be amended by County from time to time) remaining applicable notwithstanding the existence of a Board-approved and Port related written contract.

Should there be any matter requiring clarification or interpretation of any tariff item, the Seaport Director, by delegation from the County, shall be the sole judge as to the application and interpretation of this tariff.

The Seaport Director shall have the authority to deny, cancel, refuse, suspend or revoke a company's permit when that company has violated tariff rules and regulations or has violated established Port procedures, or has withheld or falsified information, or has been involved in any type of unlawful activity.

#### 202. CONSENT TO TERMS OF TARIFF

The use of the waterways and piers, wharves, bulkhead, docks and other facilities under the jurisdiction of the Seaport Department shall constitute a consent to the terms and conditions of this tariff, and evidence an agreement on the parts of the vessels, their owners and agents, and other users of such waterways and facilities to pay all charges specified in this tariff and be governed by all rules and regulations published herein provided, however, that to the extent a separate and effective written contract approved by the Miami-Dade Board of County Commissioners expressly or specifically supersedes one or more items, rates, or provisions of this Tariff, the expressly or specifically superseding contract term(s) or rate(s) shall exclusively control, but only to the limited extent particular items, rates and/or provisions of this Tariff are expressly or specifically superseded thereby, with all non-superseded items, rates, and provisions of the Tariff (as may be amended by County from time to time) remaining applicable notwithstanding the existence of a Board-approved and Port related written contract.

#### 204. APPEALS

A right of administrative review exists for actions or inactions of the Port Director and/or the Department pursuant to Section 28A-7, Code of Miami-Dade County.



**Tariff No. 010**

## SECTION TWO: GENERAL RULES &amp; REGULATIONS

**Administrative Restrictions, Limitations and Requirements****210. GENERAL RESTRICTIONS AND LIMITATIONS**

The Seaport Department is not obligated to provide storage or accommodation for property which has not been transported, nor is intended to be transported by water to or from the Port; nor is it obligated to provide extended storage or other services beyond reasonable capacity of the facilities; nor is it obligated to provide extended storage for any property in the course of normal operations, beyond a period of time determined by the Port Director.

The Seaport Department is not obligated to accept any cargo, either inbound or outbound, which is not compatible with the accepted objectives of the Port and the established assurances to the community. The refusal of any such cargo is discretionary with the Port Director.

The Seaport Department is not obligated to issue any permit, including stevedore permit or renewal. The Seaport shall consider other factors such as the granting or renewal of a permit does not lead to duplication of services that could lead to destructive competition or a reduction of the quality of services to our customers and persons using the Port of Miami-Dade and its facilities, and does not lead the Port of Miami-Dade to uncertainty, disruption and/or unstable environment in the rendering of such services.

**211. PORTMIAMI PERSONNEL FEES (A)**

Port Related Industry and Special Events and Port User Requests for Port Services. Seaport users, customers, and tenants requesting, reserving or otherwise using PortMiami facilities or services, or both, for Port related industry or special events or otherwise shall be responsible for all applicable Tariff fees and requirements, including, without limitation, the costs of all Port provided or necessitated services, to be determined based on the below-listed rates, with a minimum of four (4) hours per event or requested service. Over time rates may apply depending on the length and hour of the event. The fee may be waived or reduced, in whole or in part, at the discretion of the Port Director for County or Seaport sponsored events.

**Rates, per hour, per employee, with a minimum of 4 hours per event**

	<b>Regular Hours</b>	<b>Overtime Hours</b>
Cruise Operations Escorts.....	<u>\$30.90</u> <u>31.83</u>	<u>\$47.38</u> <u>48.80</u>
Maintenance Mechanic.....	<u>\$51.50</u> <u>53.05</u>	<u>\$77.25</u> <u>79.57</u>
Mechanic Supervisor.....	<u>\$60.77</u> <u>62.59</u>	<u>\$91.67</u> <u>94.42</u>
Painter.....	<u>\$43.26</u> <u>44.56</u>	<u>\$64.89</u> <u>66.84</u>
Electrician.....	<u>\$61.80</u> <u>63.65</u>	<u>\$92.70</u> <u>95.48</u>
Carpenter.....	<u>\$59.74</u> <u>61.53</u>	<u>\$89.61</u> <u>92.30</u>
Custodial Worker.....	<u>\$32.96</u> <u>33.95</u>	<u>\$50.47</u> <u>51.98</u>
Custodial Worker Part Time.....	<u>\$19.57</u> <u>20.16</u>	<u>\$28.84</u> <u>29.71</u>
Labor Supervisor 2.....	<u>\$49.44</u> <u>50.92</u>	<u>\$75.19</u> <u>77.45</u>
Semi-Skilled Laborer.....	<u>\$37.08</u> <u>38.19</u>	<u>\$56.65</u> <u>58.35</u>

**Tariff No. 010**

## SECTION TWO: GENERAL RULES &amp; REGULATIONS

	<b>Regular Hours</b>	<b>Overtime Hours</b>
Laborer.....	<u>\$41.2042.44</u>	<u>\$60.7762.59</u>
Auto Equipment Operator 2.....	<u>\$48.4149.86</u>	<u>\$72.1074.26</u>
Office Support Specialist.....	<u>\$33.9935.01</u>	<u>\$50.4751.98</u>
Seaport Facilities Supervisor.....	<u>\$71.0773.20</u>	<u>\$106.09109.27</u>
Security SES.....	<u>\$60.7762.59</u>	<u>\$91.6794.42</u>
Security SES 2.....	<u>\$73.1375.32</u>	<u>\$109.18112.46</u>

**212. DISCLAIMER FOR LOSS OR DAMAGE**

The Seaport Department shall not be responsible for any damages to freight being loaded, unloaded, handled, stored, or otherwise present on its facilities, or for loss of any freight or for any delay to same.

The Seaport Department shall not be responsible for any loss or damage to freight on or in its facilities by reason of fire, leakage, evaporation, natural shrinkage, wastage, decay, animals, rats, mice, other rodents, moisture, the elements, discharge of water from sprinkler fire protection systems, or by or from any other cause.

The Seaport Department shall not be responsible for delay, loss or damage arising from riots, strikes, or labor disturbances of any persons, or for any loss due to pilferage or thievery, or to any other cause.

The Seaport Department shall not be responsible for any personal injuries or death resulting from any cause whatsoever on its properties or facilities.

The Seaport Department shall not be relieved from liability for occurrences which are caused solely by its own negligence.

**213. PLACEMENT GOODS NOT TO BE BAILMENT**

The placing of property of any nature, including cargo on Seaport property pursuant to this tariff shall not be construed under any circumstances as a bailment of that property, and Miami-Dade County, its officers, employees, and agents, shall not be considered as bailee of any property whatsoever.

**214. ABANDONED CARGO**

Any cargo on which charges have not been collected within 90 days shall be considered abandoned cargo. The Seaport Department reserves the right to remove any or all such property to another part of the premises or remove it and place in storage off the Port at the risk and expense of the owner. The Seaport Department may retain possession of the property until all charges have been paid. When the Port Director determines final abandonment of cargo in any instance, he shall dispose of same under established County procedures.

**Tariff No. 010**SECTION TWO: GENERAL RULES & REGULATIONS

---

**215. PORT MIAMI ADMINISTRATIVE FEE**

A twenty percent (20%) administrative fee may be charged for (i) every special service contract/agreement Seaport staff is asked to execute and manage on behalf of a port user or (ii) any cost incurred by or on behalf of the Seaport when exercising its rights under Tariff Item 260 or other self-help rights set forth in this Tariff No. 010 or otherwise. Special services could include, but are not limited to, requested Customs and Border Patrol, security, maintenance, repair, custodial and/or stevedoring services.

**216. FURNISHING CARGO & CRUISE STATEMENTS AND VESSEL REPORTS (C)**

All vessels, their owners and agents, and all other users of the waterways and facilities, shall furnish the Port Director copies of inbound or outbound manifest or other documents in a form satisfactory to the Port Director, or a full and correct statement, signed and certified to, on blanks furnished by the Seaport Department, showing weights or measurements of the various items discharged or loaded and the basis on which freight charges are assessed, within ten days after the arrival and/or departure of vessels, excepting Saturdays, Sundays and holidays.

~~It~~ For cargo vessels, it is the stevedores' responsibility to provide the Port of Miami-Dade with complete loading and discharge guides to verify the vessel manifest(s). Companies holding an active stevedoring permit at PortMiami are required to submit their final vessel loading and discharge reports for all vessels worked at the Port no later than 2-two calendar days after vessel departure in a format acceptable to the Port Director. Arrangements to submit said reports are to be coordinated with the Port's Cargo Operations division.

**217. LATE DOCUMENTATION ON SERVICE FEE**

A service fee of one-half of one percent (1/2 of 1%) of total charges resulting from the calculation of charges reflected on such documents, for each 24-hour period or fractional part thereof, including Saturdays, Sundays and holidays, will be assessed for incomplete, incorrect, non-certified or late submission of documentation required for entry to the Port or for the calculation or verification of Port charges. This service fee shall be assessed in addition to all other penalties imposed by this tariff. The minimum service fee is ten dollars (\$10.00).

**218. PAYMENT OF BILLS**

All charges assessed under this tariff are due as they accrue, and invoices issued by the Port are due and payable upon presentation.

All invoices being disputed by or on behalf of port users, customers, or either's respective agents or employees must be disputed within 30 days of the invoice date.

Any invoice remaining unpaid the last day of the month following the month billed is delinquent, and the Port users billed will be placed on a delinquent list.

**Tariff No. 010**SECTION TWO: GENERAL RULES & REGULATIONS

---

A delinquent invoice is subject to a late fee of one and one half percent (1-1/2%) simple interest for each month that said invoice remains delinquent at end of the month.

If collection procedures are pursued, an additional collection fee of up to 30% of the amount of the delinquent invoice will be added to the invoice amount. This collection fee will reimburse the Port for any amount due or paid to the Miami-Dade Finance Department for their collection effort. Payment of an invoice at PortMiami after the invoice has been sent to the Miami-Dade Finance Department for collection does not waive the collection fee.

Collection procedures include, but are not limited to, sending the delinquent invoice to the Collection Division of the Miami-Dade Finance Department at 111 NW 1st Street, 26th Floor, Miami, Florida 33128.

Payment for returned checks dishonored by the bank (NSF) shall be made pursuant to Florida Statute (F.S. 832.07). In the event where a Port user has presented more than one (1) NSF check to the Port for payment, the Port Director, at his discretion, may require the Port User to pay the Port via a cashier's check, payable from a local bank, or an alternative method of payment approved by the Port Director or his designee.

The Port assigns the responsibility for the collection and payment of all charges assessed on a vessel to the Ship's Agent Company authorized by the Seaport Director to file the Request for Ship's Berth Assignment for the vessel. The Port must be paid according to the terms stipulated in this tariff item regardless of when the Ship's Agent, vessel, its owners or agents are reimbursed.

The Port reserves the right to refuse the use of Port facilities and services to any Port user on the delinquent list and to demand payment of charges in advance before further services will be performed or facilities used.

**Sales Tax**

Rates and charges contained in this tariff are exclusive of any sales tax. Applicable sales taxes shall be paid to the Port at the time and by the entity responsible for payment of the tariff charges for which the tax is imposed.

Applicable sales taxes are further explained in Florida Statute Title XIV, Chapter 212 "Tax on Sale, Use, and Other Transactions". Current sales tax rate is 6.8% on Commercial Real Property Rental, and 7% on everything else.

Cruise and cargo shipping lines may elect to pay all invoices directly to the Port. Shipping lines choosing direct billing may contact the Port's permit section to set up the account, which still requires a permit, insurance coverage and payment guarantee, as per Items 714 and 222 of the Tariff.

**Tariff No. 010**

SECTION TWO: GENERAL RULES & REGULATIONS

---

**On-Line Payments**

Invoices can be paid on-line using the Port's SeaPal online service via e-checks. The Port also offers online payments for account replenishment for ground transportation using e-checks. There are no processing charges for any e-check transactions.

Parking and Ground Transportation invoices can also be paid online using a credit card subject to a 2.5% fee payable at the time of payment. This applies only to Parking and Ground Transportation invoices, all other invoices and fees can only be paid online using SeaPal via e-checks. As mentioned above, there are no processing charges for any honored and successful e-check transactions.

All ground transportation companies are required to pay for trip fees using the online services, using either the account replenishment method or making a payment on a one-time basis. For companies that infrequently visit the Port, less than 5 times per year, prior arrangement for a trip and payment must be made and communicated through the permit section at the Port before the company's vehicle(s) visit the Port.

Shipping companies, cruise and/or cargo, or their agents, are required to pay all invoices via wire transfer or using the Port's SeaPal online payment service.

All e-check transactions which are dishonored by the servicing bank due to nonsufficient funds (NFS), will also be treated pursuant to Florida Statute (F.S. 832.07) and as previously noted in this section.

**219. TEMPORARY EMERGENCY CHANGES TO TARIFF**

The Seaport Director shall have the authority to implement emergency temporary changes to this Tariff to remain competitive with other ports. These temporary changes must be consistent with the provisions of Item 200, be documented and submitted to the Office of the Miami-Dade County Mayor, with copies to the County Finance and Budget Directors, and require a prior written finding by the Seaport Director that such changes will not result in the Seaport producing less Revenues (as defined in the Seaport's Bond Ordinance (Ord. No. 88-66) as amended) unless, in the opinion of the Seaport Director, overall Port rates, fees, rentals and other charges, as so changed, revised, or reduced, will produce sufficient Revenues to comply with the coverage and other requirements set forth in Section 501(c) of Ordinance 88-66 as amended.

If such temporary changes are to remain in place for a period of over twelve months or more than one fiscal year, they shall be submitted to the Board of County Commissioners for approval as part of the Seaport's budget for the following fiscal year.

**220. ACCESS TO RECORDS**

All vessels, their owners and agents, and all other users of the waterways and facilities, shall be required to permit access to manifests of cargo, passengers, railroad documents, and all other documents for the purpose of audit for ascertaining the correctness of reports filed, or for securing the necessary data to permit correct estimate of charges.

**221. INDEMNIFICATION**

All users of Port facilities shall indemnify and hold harmless the County and its officers, employees, agents and instrumentalities from any and all liability, fines, losses or damages, including attorneys' fees and costs of defense, which the County or its officers, employees, agents or instrumentalities may incur as a result of claims, demands, suits, notices of violation, causes of actions or proceedings of any kind or nature arising out of, relating to or resulting from the users' use of Port facilities. All users of Port facilities shall pay all claims, fines and losses in connection therewith and shall investigate and defend all claims, suits or actions of any kind or nature in the name of the County, where applicable, including appellate proceedings, and shall pay costs, fines, judgments and attorneys' fees which may issue thereon, provided the County shall have given reasonable written notice of such matter with full right to defend and shall cooperate in such defense.

**222. PAYMENT GUARANTEE**

Users of the Port facilities are required to furnish the County with a Payment Guarantee, insuring the County against loss of any funds and indemnifying the County in full for the payment of bills that accrue as a result of dockage, notices of violation, cargo and passenger wharfage, water sales, storage, rentals, leases, warehousing, wharf demurrage, track rentals, electric current and any other charges that may accrue for services rendered by the County. The Port Director is authorized to determine and fix the amount of the required Payment Guarantee. The Port Director is also authorized to designate the persons who shall be required to post the bond required by this section.

Standard Lease (boilerplate) Agreement Lessees shall furnish to the Port a payment guarantee prior to occupancy of the leased space equivalent to the duration of the cancellation notification: thirty (30) days for a month to month lease term and ninety (90) days for 1 to 5-year lease terms. Lessee may elect to post said guarantee as an Indemnity Bond (Bond), an Irrevocable Letter of Credit (ILC) or via company check, provided the Bond or ILC (as applicable) is in a form acceptable to the County.

**223. EMERGENCY TARIFF WAIVER FOR HURRICANES AND NATURAL DISASTERS**

The Seaport Director or his designee, at his sole discretion, shall have the right to reduce or waive applicable Port fees for donated humanitarian relief efforts in case of a declared emergency by the President of the United States, the Governor of the State of Florida, or another state, or for a natural disaster suffered by a country served by an ocean carrier and/or cruise line customer of PortMiami.

Such waivers and/or reductions may include dockage, wharfage and crane rates per participating ocean carrier or cruise line. In lieu of Tariff rates, the Director shall have the right to reduce or waive rates set forth in the various County-approved cargo terminal agreements and/or approved agreements with cruise lines.

Such waivers and/or reductions shall be limited to those ocean carriers and/or cruise lines who are also waiving their transportation fees for donated hurricane relief supplies relating to food, lodging, medicine, construction materials and equipment, and/or resources provided by governmental or charitable

**Tariff No. 010**SECTION TWO: GENERAL RULES & REGULATIONS

---

agencies. In order to qualify for such waiver or reduction, the participating ocean carrier or cruise line must verify and provide documentation to the Port, including a manifest or certified statement identifying those items that may qualify for such waiver or reduction.

**224. INSURANCE**

The rates and charges published in this tariff do not include any insurance of any nature. All permitted users of the Port facilities are required to carry both Comprehensive General Liability Insurance and Auto Liability Insurance. Certificates of Liability Insurance must show Miami-Dade County as Certificate Holder and indicate that insurance coverage meets the following minimum requirements: (1) Commercial General Liability Insurance on a comprehensive basis in an amount not less than \$300,000 combined single limit per occurrence for bodily injury and property damage; and (2) Automobile Liability Insurance in an amount not less than \$300,000 combined single limit per occurrence for bodily injury and property damage. Miami-Dade County must be shown as an additional insured with respect to both policies. Additional coverage may be required pursuant to other sections of this Tariff. Cartage companies are required to carry a minimum of \$1,000,000 liability insurance.

Companies unable to provide valid proof of insurance (other than TNCs/TNEs) will be immediately required to cease operations and will have their permits automatically suspended until valid proof of insurance is received and validated by the Permits Section. Companies falsifying insurance documentation will be automatically subject to a \$1,000 fine and the immediate suspension of the permit for a duration determined by the Port Director or designee.

**Insurance Requirements for Cartage Companies**

All cartage companies doing business at PortMiami must comply with the insurance requirements set forth in Section 224 of this Tariff and must provide the Permits Section with a Certificate of Liability Insurance listing all insured drivers and vehicles. Any and all changes to the company's driver/fleet schedule must be reported immediately. It is the company's responsibility to maintain their company's driver and insurance records up to date. Failure to do so may result in the suspension of the company's permit for a period determined by the Port Director or designee.

Information submitted by the insurance company and/or the managing general agent concerning insured drivers/vehicles will be compared to the Port's identification system as to the number of issued Port ID cards. Any discrepancies must be remedied within two (2) business days after notice from the Port, or in the event a permit holder has a discrepancy more than twice in a fiscal year, a fine of \$1,000 will be assessed for the first violation. The second violation will result in the suspension of the permit.

All drivers renewing their Port identification cards must show proof of insurance and/or approval of insurance to the Port's Identification & Credentialing Section. A cartage company's failure to report a change in an employee's work status (termination) within 7 days after the change may result in suspension of the Port business permit. Reactivation and addition of any cartage company's drivers will be granted only after verifying that the cartage company is in compliance with the insurance requirements.

**Tariff No. 010**

SECTION TWO: GENERAL RULES & REGULATIONS

---

If a driver and truck fail to prove insurance coverage on any spot check while at the Port, the vehicle and driver may be required to leave the Port immediately.

All cartage company drivers wishing to work for two companies on one (1) Port identification card must show endorsement and proof of insurance coverage covering the driver's work for each such cartage company from both companies of record.

**Insurance Requirements for Stevedores**

All stevedores are required to furnish certificates of insurance to the Port and to the crane maintenance management company (Port of Miami Crane Management, Inc.) who reserves the right to deny use of the crane(s) to any firm supplying false, incomplete or misleading insurance information.

Stevedores Legal Liability Insurance and Comprehensive General Liability Insurance coverage shall be provided as liability against damages resulting from loading and unloading vessels by the stevedore. This insurance shall be a minimum of \$5,000,000.00 for each occurrence. Insurance coverage must include USL&H (United States Longshoremen and Harbor Association) coverage as required by the Longshore Act.

Miami-Dade County, Florida (Port of Miami-Dade) and the crane maintenance management company shall be named as additional name insureds.

These requirements are in addition to previous insurance requirements per other sections of this tariff. The above insurance policies shall not be canceled or allowed to expire until thirty days after the PortMiami has received written notice thereof from the insurance carrier.

**226. RETURNED CHECK SERVICE FEE**

A service fee will be assessed for the collection of a dishonored check, draft, or other order for the payment of money to the Port of Miami-Dade, including for collection of unsuccessful or dishonored e-checks transactions, in accordance with the rate structure established by Miami-Dade County, in Administrative Order 4-86. This service fee shall be in addition to all other penalties imposed by this tariff.

**227. INAUGURAL ACTIVITIES**

In order to promote PortMiami, attract new business and remain competitive with other ports, upon written request, the Seaport Director may authorize a reduction or waiver of dockage (not to exceed three days), passenger wharfage, and harbor fees for inaugural activities for vessels to be homeported in Miami.

Upon receipt of an advance written request, prior to the vessel's first call, to waive or reduce fees for inaugural activities, the Seaport Director may authorize such waiver or reduction under the following conditions:

- A. Vessel is new to the Port of Miami-Dade;
- B. Vessel will be homeported at the Port of Miami-Dade for the first time; and
- C. Inaugural activities are limited to no more than three sailings and are promotional in nature with non-revenue customers only.



## Section Three: Rules & Regulations for Vessels

### Navigation

---

#### 230. ANCHORAGE OR OBSTRUCTION IN TURNING BASINS AND CHANNELS

It shall be unlawful for any person, firm or corporation whether as principal, servant, agent, employee, or otherwise, to anchor any vessel, boat, barge or other watercraft of any kind in any of the turning basins or channels in the Port of Miami-Dade, or to otherwise obstruct navigation, except in cases of actual emergency.

#### 232. LIGHTS AT NIGHT

All vessels, barges or other watercraft, while anchored, moored, or maneuvering in the waterways of the Port of Miami-Dade, must at all times of the night show proper lights.

#### 234. POLLUTION OF AIR AND WATER

It shall be unlawful for any person, firm or corporation to deposit, place or discharge into the waterways of the Port of Miami-Dade, any ballast, dunnage, sanitary sewage, butcher's offal, garbage, dead animals, gaseous liquid or solid matter, oil, gasoline, residuum of gas, calcium, carbide, trade waste, tar or refuse, or any other matter which is capable of producing floating matter or scum on the surface of the water, sediment or obstruction on the bottom of the waterways, or odors or gases of putrefaction.

All vessels and all persons using Port facilities shall take every precaution to avoid pollution of the air. County air pollution control procedures will be strictly enforced.

In addition to these regulations, all appropriate federal, state and local laws, rules or regulations pertaining to air and water pollution shall be rigidly observed.

In the event of a pollutant spill onto the property or into the waterways at the Port of Miami, the party(s) responsible for the spill shall take immediate actions to clean up the spill, regardless of where the spill occurs and regardless of whether the spill occurs on land leased or otherwise controlled by such party(ies). Cleanup is to be accomplished in the shortest time possible, using industry approved methods, so as to limit in every way possible, damage to the environment.

In any instance where it is determined by the Port of Miami that cleanup efforts are not being undertaken in a timely and/or adequate manner by the responsible party(s), the Port of Miami may order resources, as necessary, to commence and complete the pollutant spill cleanup. In such cases, the full cost of the cleanup plus an administrative fee of 15% will be charged to the responsible party(s). In instances where a vessel is a responsible party, full payment of the cleanup costs, including administrative fee, must be paid by the franchised agent or vessel representative before the vessel will be permitted to sail from the Port of Miami. In instances where a vessel is prohibited from sailing due to failure to pay cleanup costs as prescribed by this Item, dockage charges will continue to be applied until such time as vessel sails from

**Tariff No. 010**

SECTION THREE: RULES & REGULATIONS FOR VESSELS

---

the Port of Miami. In the event any oil or hazardous substance is discharged or released into or upon any navigable waterway in a harmful or reportable quantity, the responsible party shall immediately notify the National Response Notification Center (1-800-424-8802) per USCG Requirements.

**236. SPEED**

It shall be unlawful for vessels or other watercraft to proceed at a speed which will endanger other vessels or structures or to cause wake damage. All applicable federal, and local rules and regulations apply.

**Berthing**

---

**240. APPLICATION FOR BERTH**

The agent for a vessel desiring a berth at the Port of Miami-Dade shall, as far in advance of the date of docking as possible, make application to the Port of Miami-Dade berthing office in writing or electronically in the manner prescribed for a berth specifying the name of vessel, size, the date and estimated time of arrival, date and time of sailing, and the nature and quantity of cargo, if any, to be loaded or unloaded.

A rail operator or the agent for same desiring temporary use of any on-Port rail track or facility, or both, shall, as far in advance of the desired date as possible, make application to the Port of Miami-Dade in writing or electronically in the manner prescribed for a track and/or other requested rail facility specifying the date and times of such use and the specific track(s) and facilities sought, the length of train, and any other information that may be requested by the berthing office or other Port staff.

**241. ASSIGNMENT OF BERTH AND RAIL FACILITIES**

All berthing and rail track and facility assignments shall be made by the Seaport Department and must be rigidly observed.

Any vessel which does not adhere to an established arrival schedule and conflicts with berth assignments previously made may, at the discretion of the Port, be assigned an alternate berth or await the vacancy of a preferred berth.

Port of Miami-Dade reserves the right to assign berths, tracks, and rail facilities for the optimal utilization of the Seaport's facilities and may impose time limits and other conditions in connection with the assignment of Port berths, gantry cranes, railroad tracks, and/or other Port facilities.

**242. CHANGE OF BERTH**

Every vessel, boat, barge or other craft must, at all times, have on board a person in charge with authority to take such action in any actual emergency as may be necessary to facilitate common navigation or commerce, or for the protection of other vessels or property. The Port Director has discretionary authority to order and enforce the removal or change the berth or location of any vessel, boat, barge, or other water craft at its own expense, to such place as he may direct, for the purpose of facilitating

**Tariff No. 010**SECTION THREE: RULES & REGULATIONS FOR VESSELS

---

navigation or commerce, or for the protection of other vessels or property, and it shall be unlawful for the master, owner or agent of such vessel to fail, neglect, or refuse to obey any such order.

If there is no responsible person available, or if the person in charge refuses to shift the vessel as directed, the Seaport Department shall have the vessel shifted at the risk and expense of the vessel.

**243. UNAUTHORIZED BERTHING**

Any vessel berthed in an unauthorized manner or shifted without approval of the Seaport Department shall be subject to an assessment in the amount equal to twice the published dockage fee. Such vessel may be moved to a properly designated berth without notice by the Seaport Department at the owner's risk and expense.

**244. VESSEL TO BE CONTINUOUSLY WORKED**

Any vessel accepted for berthing at the Port of Miami-Dade may be required to be worked continuously to completion, even with overtime, if necessary, when the assigned berth or the Port of Miami-Dade is declared congested by the Port Director.

Any vessel refusing to honor this requirement shall be considered as unauthorized berthing and the provisions of Item 243 shall apply.

**245. VESSEL FIRE NOTIFICATION**

In case of fire on board a vessel docked in Port, such vessels should sound a continuous ringing of ship's electrical bell or continuous sounding of ship's horn, to indicate a fire on board, or on the wharf at which the vessel is berthed. Such signal should be repeated at intervals to attract attention and be used as an additional method for reporting a fire.

**246. MAN OVERBOARD**

When a person falls overboard, the ship internal alarm bell should sound three (3) long rings and ship whistle should blow three (3) long blasts to notify the crew on board and the other ships in nearby vicinity.

**247. TUG REQUIREMENTS (I)**

All tug companies holding a business permit with the Port of Miami must have at least one tractor tug in their fleet available at the Port. Should the permitted company determine that a named tug is to be temporarily taken out of service for repairs, dry docking, temporary re-assignment, or permanently relocated from the Port, a substitute tug of equal or greater capabilities must be available at the Port prior to the removal of the tug being replaced at the permitted company's expense. In all cases, the permitted company must, prior to taking such action, notify the Port Director or designee in writing of the planned change(s). Only after receiving concurrence from the Port Director or designee, can the change(s) be made. Said concurrence will not be unreasonably denied. When an additional tug is required by the Biscayne Bay Pilots guidelines, a tug company operating in PortMiami must provide additional equipment when given reasonable notice. Failure to provide a substitute tug and hindering cargo and/or cruise operations may result in a \$5,000.00 disruption fee per impacted cargo/cruise call.

**Tariff No. 010**SECTION THREE: RULES & REGULATIONS FOR VESSELS

---

**Minimum Tug Assist Vessel Requirements – Per Individual Company**

- At least one (1) operational 6,500 horsepower; 80 ton
- Have adequate vessel fenders to sufficiently and safely perform all berthing assistance and maneuvers with each class of ship and barge
- Be equipped with multiple frequency bridge-to-bridge transceivers for communicating among ships and barges, tug, PortMiami Berthing Office, and harbor pilots
- Must comply with all applicable United States Coast Guard inspection, safety, and other requirements and minimum standards applicable to tugs or other towing vessels.

## Section Four: Rules & Regulations for Wharves

### Allocation of Space

#### 250. GENERAL

The Port Director shall control the allocation of the space, covered or open on the Seaport properties. All persons using port property in any manner shall strictly comply with such allocations. The Port Director is authorized to move freight or other articles, at owner's or agent's expense, in order to enforce this item.

In all cases, the objective of space allocation is to ensure maximum flexibility and utilization of available space, both covered and open, and the Port Director shall be the sole judge in the matter.

#### 252. LEASING

Where leasing is involved as for office, warehouse or open ground space, normal County procedures and requirements shall be followed in addition to those set out in this tariff.

#### 254. THIRD PARTY CONTRACTS

Users of the port properties shall not assign or transfer any right or privileges granted to it under the terms and conditions of any contractual agreement to which it is a party with the County, nor shall the users of the port enter into a contract with a third party involving the use or allocation of Seaport properties without the prior written approval of the Port Director.

### Wharves

#### 260. CLEANLINESS OF PREMISES (A)

All stevedores, terminal operators, vessels and their owners, agents, and all other users of the facilities shall be held responsible for the general cleanliness of their property which has been allocated, assigned or leased to them. This shall include those parts of the aprons, gutters, rail docks and truck docks used in connection with any specific loading, unloading or handling operations and yards.

If such users do not properly clean the facilities or property they have been using or assigned, the Port Director may order the property cleaned and placed in good order and charge the users responsible at the following charges:

Sweeper and staff.....	\$ <del>206.00</del> <u>212.18</u> per hour
Overtime (hour x 1.5).....	\$ <del>309.00</del> <u>318.27</u> per hour
Holidays (12 per County).....	\$ <del>412.00</del> <u>424.36</u> per hour

Or

The Port Director, or his designee, may elect to utilize a third party (janitorial company, etc.) to effect the needed cleaning/housekeeping operation at the going rate at the time normally charged by the company selected plus a 20% administrative fee as calculated on the total of any invoice/s submitted by the company for the services rendered.

Tenants unable to perform these services may request these services on an as needed or regularly scheduled basis through the Seaport's Facilities Maintenance Division. These rates will require review annually.

#### 261. BOAT CRADLE REMOVAL

It is the responsibility of the stevedoring company to remove, or have removed, any empty yacht/boat cradles from the dock aprons and other common use areas within the Port of Miami no later than 24 hours following the yacht/boat being removed from the cradle. Failure to comply will result in a charge of \$800.00 per day, per cradle, until removed. This fee will be assessed to the responsible stevedoring company.

#### 262. DAMAGE TO FACILITIES

Vessels, their owners or agents, and all other users of the Port facilities or equipment shall be held financially responsible for any damage sustained while the facilities or equipment are in their control or which are occasioned by them. The Seaport Department may detain any vessel or other watercraft responsible for damage to the facilities until sufficient security has been given for the amount of damage. It shall be the responsibility of the users of the facilities or equipment to report any damages to the Seaport Department immediately.

#### 264. EMERGENCIES

Anyone on the Port property at any time becoming aware of an emergency situation of any nature should call "911" (Miami Dade Police/Fire Rescue) first and then contact Seaport Security by calling 305-329-4049 (PortMiami Security), while taking such immediate direct action as may be appropriate.

#### 266. EXPLOSIVES INFLAMMABLES OTHER HAZARDOUS MATERIALS

Conveyors of Certain Dangerous Cargo (CDC), as defined in the Code of Federal Regulations (CFR) must comply with all CFR requirements and obtain approval from the United States Coast Guard before such dangerous cargo is handled over or received on the wharves or other facilities of the Seaport. Failure to obtain approval shall be construed as an incomplete, inaccurate and/or late submission of documentation, and subject to provisions of Item 217 in this Tariff.

Any cargo, including transshipments, which requires, for transport purposes, special labeling as hazardous, explosive, dangerous, flammable, radioactive, poisonous or gas is not allowed to remain on the Port overnight without prior, written notification to the Port Director or designee. Wharf Demurrage Charges shall apply after 24 hours.

#### 268. LOITERING ON PORT PROPERTY

It shall be unlawful for any Person to loiter upon the properties of the Seaport Department. It shall be unlawful for unauthorized Persons to enter any cargo movement or handling areas, designated cruise operational areas, or any secured/restricted areas under the PortMiami Facility Security Plan.

**Tariff No. 010**SECTION FOUR: RULES & REGULATIONS FOR WHARVES

---

Persons using the Port facilities do so at their own risk, and the Seaport Department will assume no responsibility for injuries or damages sustained.

**270. SIGNS**

Painting signs on structures belonging to the Seaport Department is prohibited without prior approval. Signs to be erected on the Port shall be furnished by the Port users and erected or placed by the user after the Port Director shall have approved the design, material and size of said signs. All signs shall be uniform and must comply with all applicable laws, ordinances, and other sign requirements.

**272. SMOKING**

It is strictly prohibited and unlawful for any Person to smoke inside any building located on the Port, in accordance with the Florida Clean Indoor Air Act of 1987, as amended by the State Legislature in 1992, and the Miami-Dade County Administrative Order No. 8-6, as amended April 7, 1994. Further, smoking restrictions on outdoor smoking may be as posted.

**274. SOLICITATION**

It shall be unlawful for any Person to solicit or carry on any business on the Seaport property without first obtaining a permit from the Seaport Department of Miami-Dade County as required by this tariff, by Ordinance No. 64-22, and subject to having the required occupational licenses.

**276. VEHICLES**

It shall be unlawful to park automobiles in any restricted area or to park any automobile, truck, trailer or any other vehicle in loading zones for any longer period than is necessary to load or discharge cargo or passengers. Parking is permitted in PortMiami FSP secured/restricted areas for Federal, State, and local first responders and Miami-Dade County Seaport authorized vehicles, as well as vehicles with a valid Special Dock Permit or Work Zone Authorization.

**278. SECURITY**

It shall be the responsibility of all Seaport users and tenants to provide their own security personnel when they have cargo or other property on the Seaport that has a high susceptibility to theft. Security personnel so employed and utilized within a secured area/restricted area and/or area of cargo operations shall have in their possession a Seaport identification card issued in compliance with Chapter 28A of the Code of Miami-Dade County Seaport Security and Operations; and a Transportation Worker Identification Credential (TWIC) Card issued in compliance with Transportation Security Administration (TSA) Federal requirements.

All security personnel so employed, whether armed or unarmed, shall be able to converse in the English language, and be licensed by the State of Florida.

**Tariff No. 010**

SECTION FOUR: RULES & REGULATIONS FOR WHARVES

---

Seaport users and tenants intending to utilize security personnel, other than those security companies permitted to do business on the Seaport on a permanent basis, shall provide written notice at least 24 hours prior to their utilization. Such notice shall be addressed to the Seaport Security Division Chief, with a copy provided to the Cargo Operations Duty Officer.

**279. USE OF AND RESPONSIBILITY FOR SEAPORT TWIC READERS**

To facilitate compliance with certain U.S. Coast Guard regulations requiring owners and operators of certain vessels and facilities to conduct electronic inspections of TWICs as an access control measure, the Seaport Department has procured a volume of certified tamper-resistant biometric credential verification devices (TWIC Readers). Once federal rules mandating the use of TWIC Readers at certain designated secured areas of Port operations become effective, the Seaport Department may make County purchased TWIC Readers available to qualified and permitted security personnel or firms employed or retained by Port users or tenants, on a temporary (bailment) sign-out basis, provided the person(s) or firm(s) signing out such equipment (the bailees) shall be fully responsible for any equipment loss, theft, or breakage, shall return such equipment in good working order no later than the end of each working day on which the equipment was used or as otherwise directed by Seaport staff, and shall comply with all other requirements imposed by the Seaport Department in connection therewith, including, without limitation, requiring security deposits, cash bonds, payment bonds, insurance, indemnification, and/or other forms of payment guarantee.

**280. WHARF OBSTRUCTION**

Stevedores' tools, appliances, equipment, vehicles, or any other material or object which is not part of the cargo will not be permitted to remain on the wharves and wharf premises, or in the transit sheds, except at the discretion of the Port Director.

Cargo or gear will not be stored on the aprons, in driveways, roadways, on railroad tracks or any other locations that would hamper normal Port operations without specific approval of the Seaport Department.

If not removed when so ordered, it shall be subject to removal by the Seaport Department at the agent's expense, at cost plus 100%.



## Section Five: Dockage

### Dockage

#### 300. BASIS OF CHARGE

Dockage shall be based on the highest gross registered tonnage or the overall length of the vessel as shown in Lloyd's Register of Shipping, ship registry papers or yard papers. However, the County reserves the right to admeasure any vessel when deemed necessary and use such admeasurement as the basis for dockage.

#### 302. DURATION OF DOCKAGE (R)

Dockage shall commence when a vessel is made fast to a wharf, pier, bulkhead structure, or bank or to another vessel so berthed, and shall constitute one day's dockage for the ensuing 24-hour period or any part thereof. Any part of any subsequent 24-hour period shall be construed as an additional day until such vessel has vacated the berth, provided if a vessel vacates the berth within the first 4 hours of any subsequent 24-hour period, only a half day will be charged for that day. Dockage is based on straight running time. Shifting from one assigned berth to another or sea trials shall not interrupt the straight running time. In the event of multiple daily sailings for the same vessel, only one dockage fee per 24-hour period will be assessed.

#### 303. DOCKAGE FOR CULTURAL, CHARITABLE EVENTS

Upon submission of a written request and at the Port Director's discretion, non-home-ported vessels docked at the port for cultural, educational, and/or charitable events may be exempt from dockage charges.

#### 304. DOCKAGE FOR UNAUTHORIZED BERTHING

Any vessel berthed in an unauthorized manner or shifted without approval of the Seaport Department shall be subject to dockage in an amount equal to twice the published fee. (See also Item 246)

#### 305. DOCKAGE RATES FOR TUGS

The Port will provide non-fixed dockage for berthing permitted tugs engaged in tugboat towing and related services. All berths shall be assigned by the Seaport Operations Berthing Office. The Port reserves the right to move or rotate the berth locations to accommodate commercial shipping and/or cruise traffic.

#### 306. DOCKAGE CHARGES EXCEPT GOVERNMENT VESSELS AND OCEAN RESEARCH VESSELS (A)

Cruise passenger vessels shall be assessed dockage on the basis of each gross registered ton per 24-hour period or fraction thereof at the rate of.....\$0.42433

Intercoastal Tug and Barge Lines providing container service between Miami and other continental U.S. ports will not be assessed dockage charges while they are loading or discharging containers. Special rates for these services are listed under Cargo Wharfage Charges.

**Tariff No. 010**

## SECTION FIVE: DOCKAGE

All other vessels shall be assessed dockage based on gross registered ton per 24-hour period or fraction thereof at the rate of .....\$0.42433

In the absence of reliable tonnage data, vessel shall be assessed for each lineal foot per 24-hour period or fraction thereof at the rate of .....\$4.034.15

\* Excluding inaugural activities for homeport ships at the discretion of the Port Director, as per Item 227.

**308. DOCKAGE CHARGE FOR MILITARY, HISTORICAL, HERITAGE VESSELS (A)**

U.S. Naval vessels, U.S. Coast Guard, foreign Naval vessels, and historical and/or heritage vessels visiting the Port of Miami-Dade, shall be assessed dockage on the basis of each displacement ton per 24-hour period or fraction thereof at the rate of .....\$0.2829

**309. DOCKAGE CHARGES FOR OCEAN RESEARCH VESSELS (A)**

Ocean research vessels shall be assessed dockage on the basis of each gross registered ton per 24-hour period or fraction thereof at the rate of .....\$0.3031

**310. MINIMUM CHARGE (A) (C)**

The minimum charge for dockage, per day or fraction thereof, shall be Two Hundred ~~Fifty Dollars~~Seventy-five Dollars (\$250.00275.00).

**311. BERTHING FOR CLEARANCE**

Vessels docking only for U.S. Customs, Immigration and Naturalization Service or Agriculture Department clearance will be granted two-(2) hours free time. After the initial two-(2) hour free period, regular applicable dockage rates shall apply per 24-hour period or fraction thereof.

**312. DOCKAGE RATES FOR VESSEL WET DOCKING (D)**

Upon approval of the Port Director, with written application to the Port Director or designee, when proper berthing space is available, vessels calling for the purpose of wet docking, for repair or lay up, bunkering, sludge/garbage disposal, water intake and provisioning, the following dockage rates will apply:

From day one.....50% of Tariff, per day

~~For cruise vessels subject to the U.S. Centers for Disease Control and Prevention COVID-19 related No Sail Order dated April 9, 2020, as same may be extended,~~ .....20% of Tariff, per day

Notwithstanding the foregoing paragraph, on any days during which passengers embark or disembark, or cargo is loaded or unloaded, dockage will be charged at 100% of Tariff.

**313. DOCKAGE CHARGES FOR MIAMI-DADE COUNTY AGENCIES**

All Miami-Dade County agencies/departments shall be assessed a monthly dockage fee of .....\$500.00 per month

**Tariff No. 010**

SECTION FIVE: DOCKAGE

---

Each additional vessel from the same agency shall be assessed a monthly dockage fee of .....\$250.00

## Tariff No. 010

## SECTION SIX: WHARFAGE

**Section Six: Wharfage****Wharfage****404. SHIP'S STORES**

No charge for wharfage will be made on ship's stores.

**405. CALCULATION OF CARGO TONNAGE**

Only full tons will be used when calculating cargo tonnage subject to wharfage rates. Manifest weight totals expressed in pounds will be converted to the nearest full ton as follows: Fractions over a full ton, but less than 0.5 (2) will be dropped; when 0.5 or more, the next highest ton figure will be used.

**406. CARGO WHARFAGE CHARGES (A)(C)(R)-(A)(D)**

ALL ARTICLES – not otherwise provided for, per ton.....	<u>\$3,483.58</u>
AUTOMOBILES AND MOTORCYCLES, per unit.....	<u>\$11,5911.94</u>
BUSES & TRUCKS, per unit.....	<u>\$17,3917.91</u>
OTHER HEAVY EQUIPMENT, per ton.....	<u>\$3,483.58</u>
OPEN FRAME TYPE CAR CARRIERS, single or multiple, each.....	<u>\$3,483.58</u>
TRAILERS of any type (exclusive of loaded cargo), tare weight, per ton.....	<u>\$2,332.40</u>
CONTAINERS of any type, empty or full (exclusive of bins with personal goods), per TEU.....	<u>\$42,3543.62</u>
YACHTS/BOATS, whether off-loaded or on-loaded onto pier or water, per foot,	
up to 25 ft.....	<u>\$3,483.58</u>
over 25 ft.....	<u>\$12,7513.13</u>
Minimum Invoice.....	\$32.00
TRANSSHIPMENT RATES	
<del>Per container</del> Per TEU (inclusive of wharfage and tare rates, and, as to cargo subject to dockage-inclusive TEU rates, if so, provided in applicable cargo terminal agreements with the County, inclusive of dockage as well).....	<del>\$20,00</del> <u>18.00</u>
PERSONAL GOODS, per bin, wheeled or not wheeled, weighing less than one (1) ton Loaded in the ship's hull (in lieu of a container charge).....	\$10.00

Tariff No. 010

SECTION SIX: WHARFAGE

**407. PASSENGER WHARFAGE CHARGES FOR SMALL PASSENGER VESSELS (A)**

All passengers, same vessel, Embarking onto a Small Passenger Vessel, which berths at PortMiami a minimum of 175 calls in a given Fiscal Year (including security charge), per passenger.....

.....\$~~5.44~~5.60

All passengers, same vessel, Debarking from a Small Passenger Vessel, which berths at PortMiami a minimum of 175 calls in a given Fiscal Year (including security charge), per passenger.....

.....\$~~5.44~~5.60

The Small Passenger Vessel wharfage rates set forth in this Tariff Item 407 shall only apply to passengers Embarking to and/or Debarking from Small Passenger Vessels, which berth at PortMiami a minimum of 175 calls in a given Fiscal Year.

**408. PASSENGER WHARFAGE CHARGES EXCEPT SMALL PASSENGER VESSELS (A)**

Vessels offering multi-day cruises: \*

All Passengers, same vessel, Embarking (including security charge) each .....\$~~13.51~~13.92

Vessels offering multi-day cruises: \*

All Passengers, same vessel, Debarking (including security charge) each .....\$~~13.51~~13.92

Port-of-call vessels:

Per manifested passenger.....\$~~13.51~~13.92

\* Excluding inaugural activities for homeport ships at the discretion of the Seaport Director, as per Item 227.

**414. TRANSSHIPMENTS**

Waterborne inbound cargo received at a terminal from a vessel for subsequent reloading which is not removed from the Port of Miami-Dade, and is reshipped aboard another vessel in waterborne commerce from the Port of Miami-Dade, will be assessed a wharfage rate on the inbound movement only based on the rates set forth in Item 406 Tariff #010.

In order for cargo to be entitled to this transshipment provision, it is required that the owner and/or agent designate upon entry at the Port of Miami-Dade that such cargo is to be transshipped and that a copy of the "Transshipment Cargo Log" be presented with the outbound cargo manifest.

This special transshipment provision shall not apply to trailers or containers, except as noted below. Trailers and containers, empty or loaded, will be assessed wharfage on both inbound and outbound movements and will be allowed two free time periods.

**Tariff No. 010**SECTION SIX: WHARFAGE

---

Loaded waterborne containers and trailers that are discharged from a vessel and subsequently reloaded upon a vessel without the cargo being rehandled in any way and is exported within 30 days will be assessed wharfage on the inbound leg only. It is required that the owner and/or agent designate upon discharge at the Port of Miami-Dade that such loaded container or trailer is to be transshipped and that a copy of the "Transshipment Cargo Log," which clearly identifies the inbound vessel and voyage number, be presented with the manifest of the outbound vessel.

The provisions of this Item shall not apply to wharfage rates that are discounted or established by negotiated contract unless so designated.

**Tariff No. 010**

## SECTION SEVEN: WHARF DEMURRAGE &amp; TERMINAL STORAGE

**Section Seven: Wharf Demurrage & Terminal Storage****Wharf Demurrage****500. FREE TIME ALLOWANCE**

Inbound and outbound cargo shipped or transshipped through the Port shall be allowed 10 days free time (including weekends and legal holidays).

Upon submission of a written request and approval by the Port Director, bulk commodities and break bulk cargo shall be allowed up to an additional free time.

**502. COMPUTATION OF FREE TIME****Outbound Cargo**

The free time allowed for assembling outbound cargo shall commence at 12:01 a.m. of the day following placement of the cargo on the Port. The days during the loading of a vessel shall not be counted as wharf demurrage days.

It shall be the responsibility of the Port users to clearly state on the Vessel Report forms, provided by the Seaport Department, in the space provided thereon, the first day of loading. Failure to provide this information will result in the Seaport Department computing demurrage using the date of the ship's arrival.

**Inbound Cargo**

The free time allowed for removing inbound cargo shall commence at 12:01 a.m. of the day following the day the vessel completes discharging.

**504. WHARF DEMURRAGE CHARGES (A)**

All cargo remaining on the Port after the free time period and not accepted for storage shall thereafter be assessed a wharf demurrage charge on the same weight basis as wharfage as follows:

1. For each of the first 7 days or fraction thereof, per ton or fraction thereof ..... \$1,371.41
2. For the 8th and all succeeding days, or fraction thereof, per ton or fraction thereof ..... \$2,142.21

The minimum invoice for wharf demurrage shall be ..... \$100.00

**506. NON-SHIPMENT BY WATER**

Cargo delivered on the Port for export and not loaded on a vessel berthed at the Port of Miami-Dade and subsequently moved inland from the Port is subject to wharf demurrage charges with no free time allowance commencing with the date of arrival on the Port.

**Tariff No. 010****SECTION SEVEN: WHARF DEMURRAGE & TERMINAL STORAGE****508. TERMINAL STORAGE CHARGES (A)**

Upon application to the Port Director prior to arrival of the vessel at Port, and at his discretion, certain types of freight or cargo may be accepted for storage, for specified periods, with charges to be assessed as follows:

A - Charge for first month, or fraction thereof.

B - Charge for second month, or fraction thereof.

C - Charge for third month and each succeeding month, or fraction thereof.

	A	B	C
TERMINAL STORAGE:			
Closed or covered, per ton			
All items N.O.S.	<del>\$13.43</del> <u>13.83</u>	<del>\$26.99</del> <u>27.80</u>	<del>\$40.47</del> <u>41.68</u>
Lumber, per ton	<del>\$26.87</del> <u>27.68</u>	<del>\$26.99</del> <u>27.80</u>	<del>\$91.03</del> <u>93.76</u>
Automobiles per days	<del>\$22.58</del> <u>23.25</u>	<del>\$68.37</del> <u>70.43</u>	<del>\$162.01</del> <u>166.87</u>
Paper, newsprint in rolls	<del>\$10.11</del> <u>10.42</u>	<del>\$12.12</del> <u>12.48</u>	<del>\$14.12</del> <u>14.54</u>
Terminal Storage:			
Open or (uncovered) ground, per ton			
All items N.O.S.	<del>\$10.11</del> <u>10.42</u>	<del>\$20.26</del> <u>20.87</u>	<del>\$40.47</del> <u>41.68</u>
Lumber, per ton	<del>\$10.11</del> <u>10.42</u>	<del>\$20.26</del> <u>20.87</u>	<del>\$68.37</del> <u>70.43</u>
Automobiles per day	<del>\$13.44</del> <u>13.84</u>	<del>\$45.31</del> <u>46.67</u>	<del>\$107.41</del> <u>110.63</u>
Trucks, buses, vehicles p/day	<del>\$26.99</del> <u>27.80</u>	<del>\$91.03</del> <u>93.76</u>	<del>\$215.70</del> <u>222.17</u>
Trailers, containers, chassis,			
Loaded/empty 20 FT	<del>\$13.43</del> <u>13.83</u>	<del>\$45.31</del> <u>46.67</u>	<del>\$107.41</del> <u>110.63</u>
Over 20 FT	<del>\$26.99</del> <u>27.80</u>	<del>\$91.02</del> <u>93.75</u>	<del>\$215.70</del> <u>222.17</u>
Boats/yachts (cradled or trailered)			
Including empty cradles or trailers	<del>\$104.10</del> <u>107.23</u>	<del>\$351.32</del> <u>361.86</u>	<del>\$832.93</del> <u>857.92</u>
Steel and aluminum materials, per ton	<del>\$8.68</del> <u>8.94</u>	<del>\$29.29</del> <u>30.17</u>	<del>\$69.43</del> <u>71.52</u>

NOTE: Upon submission of a written request and approval by the Port Director, bulk commodities and break bulk cargo shall be allowed up to 30 days free time.

**512. MINIMUM STORAGE CHARGES**

The minimum invoice for either terminal storage charges or open storage charges shall be.....\$ 85.00



## Section Eight: Container Crane Facility

### Container Gantry Crane Facility

---

#### 550. CONTAINER GANTRY CRANE RULES AND REGULATIONS

Any authorized stevedore (crane user) wishing to use container gantry crane(s), including all attached and ancillary parts and equipment [hereinafter referred to as "crane(s)"] shall make application for crane(s) rental use 12 hours prior to start-up time. Such applications shall specify the date and time of proposed use, the estimated length of use and number of cranes needed. The crane user shall return the crane(s) without delay, upon completion of his operations.

The crane user shall provide all necessary operators and perform all stevedoring required in connection with container crane(s) use.

When the crane(s) is/are ordered but not used, and orders are not modified or canceled within 6 hours, standby time for maintenance personnel will be assessed at the current labor rates, subject to a minimum charge of two hours straight time or four hours overtime.

Any incurred cost is the responsibility of the user; such as balance of guarantees, meal hours, or any other costs not covered under rental fee or start-up and secure.

It shall be the ship's responsibility to stow all of its cranes in an offshore position prior to the time that the container gantry cranes are put into service.

In the event that it is necessary to use the ship's cranes for any reason while the container gantry cranes are still in use at any time prior to the container gantry cranes' complete removal from the vessel, the container gantry cranes shall have the absolute right of way and all movements of the ship's cranes will be subservient to the container gantry cranes' movements and operations. Accordingly, it will be the responsibility and obligation of the ship and its stevedores to keep a proper lookout and to ensure that the movements or operation of the ship's cranes do not interfere with the operations or movements of the container gantry crane.

The ship will not begin to move its cranes into sea position until after the container gantry crane has fully completed its operations and movements and is fully clear from the ship and its cranes.

It shall be the stevedore's responsibility to assure that the ship is aware of and complies with its responsibilities to stow and operate its cranes in conformance with these regulations.

## Tariff No. 010

## SECTION EIGHT: CONTAINER CRANE FACILITY

560. CRANE RATES (A) (R)

Container Gantry Crane Rental Rates Per Hour			
Rate Category	Hours/Labor	Crane #'s 11-16	Crane #'s 4-10
Gantry Crane(s) (without operator) Regular Hours	Regular Hours	<del>\$960.53</del> <u>989.34</u>	<del>\$864.48</del> <u>890.41</u>
	Overtime Hours	<del>\$1,072.00</del> <u>1104.16</u>	<del>\$964.80</del> <u>993.74</u>
Small Boat	Regular Hours	<del>\$789.00</del> <u>812.67</u>	<del>\$710.10</del> <u>731.40</u>
	Overtime hours	<del>\$898.45</del> <u>925.40</u>	<del>\$808.61</del> <u>832.87</u>
Standby time per hour (all cranes)	Regular Hours	<del>\$282.59</del> <u>291.07</u>	<del>\$282.59</del> <u>291.07</u>
	Overtime hours	<del>\$408.40</del> <u>420.65</u>	<del>\$408.40</del> <u>420.65</u>
Labor Only start-up and shutdown, per hour or fraction	Straight Labor	<del>\$221.07</del> <u>227.71</u>	<del>\$221.07</del> <u>227.70</u>
	Overtime Labor	<del>\$300.85</del> <u>309.88</u>	<del>\$300.85</del> <u>309.88</u>
Meal	Straight Labor	<del>\$380.62</del> <u>392.04</u>	<del>\$380.62</del> <u>392.04</u>
	Overtime Labor	<del>\$540.16</del> <u>556.37</u>	<del>\$540.16</del> <u>556.36</u>

Minimum rental period per crane is 4 hours per steamship line. Billing will be based on 1-hour increments with any fraction of an hour to be carried to the next full hour. Rental charges include maintenance.

The crane user will be charged for assigned maintenance personnel for standby time for vessel delays or weather interference at above rates per hour. No charge will be assessed for downtime due to mechanical and/or electrical malfunction of the crane(s).

Except for weather interference, labor standby time for delays will be charged from the time for which the equipment is ordered until the equipment begins operations.

One (1) hour start-up and one (1) hour shutdown time will be charged for labor only.

Costs incurred for the repositioning of crane(s), during a meal hour, when requested by the user, shall be billed according to the established labor rates.

570. CONTAINER GANTRY CRANE CHARACTERISTICS

The PortMiami operates thirteen (13) ship-to-shore container handling gantry cranes on six (6) 1,000 feet wharves. Currently; Cranes 8, 9, and 10 work on Wharves 1 and 2; Cranes 16, 15, and 14 work on Wharves 3, 4, and 5; Cranes 13, 11, 12 and 7 work on Wharves 3, 4 and 5; and Cranes 4, 5, and 6 work on Wharf 6.

Cranes 4, 5, 6, 7, 8, 9 and 10 (Post-Panamax):

Capacity:

Under Spreader, Single Lift.....50 LT

**Tariff No. 010**

SECTION EIGHT: CONTAINER CRANE FACILITY

---

Under Spreader, Twin Lift.....	50 LT
Under Cargo Beam.....	70 LT
Outreach from waterside rail.....	151 FT
Total Hoisting Height.....	150 FT

Cranes 11 and 12 (Super Post-Panamax):

Capacity:

Under Spreader, Single Lift.....	50 LT
Under Spreader, Twin Lift.....	65 LT
Under Cargo Beam.....	75 LT
Outreach from waterside rail.....	213 FT
Total Hoisting Height.....	181 FT

Cranes 13, 14, 15 and 16 (Super Post-Panamax):

Capacity:

Under Spreader, Single Lift.....	50 LT
Under Spreader, Twin Lift (Rated Load).....	65 LT
Under Cargo (Hook) Beam (Full travel outreach to backreach).....	100 LT
Outreach from waterside rail.....	223.1 FT
Total Hoisting Height.....	193.5 FT

Special technical characteristics are available upon request.

**580. PAYMENT FOR RENTAL OF CRANES**

The stevedore making arrangements for the rental of the crane(s) will be held responsible for paying all charges incurred by its use, as defined in other sections of this Tariff, to the Seaport Department. These charges will include all charges related to damages caused by the stevedore while using the crane(s).

**584. HEAVY LIFT CHARGES**

In all single lifts which exceed 90,000 pounds (with hook), a heavy lift charge of \$2.50 per short ton will be assessed on the weight exceeding 90,000 pounds, which will be in addition to crane(s) rental charges. Weights listed on manifests will govern heavy lift charges, if actual weights are not provided.

**586. CRANE CONDITION**

The crane(s) will be in operating condition when turned over to the crane user and will be returned in the same condition as when received, wear and tear alone excepted. All repairs will be effected through the maintenance operator or through their designated contractor and billed accordingly for repair costs incurred.

**Tariff No. 010**SECTION EIGHT: CONTAINER CRANE FACILITY

---

Downtime caused by crane user negligence will be charged at the rate as per paragraph entitled RATES included in this Section, acts of God excepted.

**588. DAMAGES SUSTAINED TO CRANE**

Any damages which render the crane(s) inoperable due to crane user negligence, and which may preclude the Seaport from any operating revenues, will be the responsibility of the stevedore to reimburse the Seaport for such revenues during the period of repair.

**596. CLEANING FACILITIES**

All users of the crane(s) shall be held responsible for cleaning the facilities after using them, including the adjacent aprons and gutters. If the facilities are not properly cleaned, charges shall be assessed as noted in other sections of this Tariff, as noted in Item 260.

## Section Nine: Rentals & Leases

### 602. RENTAL OF SPACE

#### **Office Space in 1001, 1007 & 1015 Maritime Administration Building - Floors 1, 2, & 3**

\$25.00\* per square foot, per year which includes air conditioning, lights, electricity, and with or without janitorial services. Either five-year lease, annual lease or month-to-month rental.

#### **Office Space in 1007 Maritime Administration Building - Floors 4 and 5**

\$27.00\* per square foot, per year which includes air conditioning, lights, electricity, and with or without janitorial services. Either five-year lease, annual lease or month-to-month rental.

#### **Office Space in 1020 Port Boulevard**

\$25.00\* per square foot, per year which includes air conditioning, lights, electricity, and with or without janitorial services. Either five-year lease, annual lease or month-to-month rental.

#### **Retail Space, General**

\$32.00 per square foot, per year which includes air conditioning, lights, electricity, excluding janitorial services. Either five years, annual lease or month-to-month rental.

#### **Retail Space, Passenger Terminals**

\$28.00 per square foot, per year, which includes air conditioning, lights, electricity, excluding janitorial services. Either five-year lease, annual lease or month-to-month rental.

#### **Office Space Passenger Terminals B through J, & Floor Open Space in all Terminals B-J**

\$25.00\* per square foot, per year which includes air conditioning, lights, electricity, and with or without janitorial services. Either five-year lease, annual lease or month-to-month rental.

#### **Modular Office Space**

\$18.00\* per square foot, per year which includes air conditioning, lights, electricity, and with or without janitorial services. Either five-year lease, annual lease or month-to-month rental.

\*Note: Deduct \$1.00 per square foot for janitorial, if not included.

The Lessee, at its sole cost and expense, shall be liable and responsible for installing and maintaining phone line, internet services, and video surveillance.

When, because of operational requirements, the Port infringes on the continued and uninterrupted use of a tenant's leased property, the Port may consider and apply rent abatement credits commensurate with the tenant's petition as validated and recommended by the Port's property management division and approved by the Port Director.

**Tariff No. 010**

## SECTION NINE: RENTALS &amp; LEASES

**Warehouse Space**

\$6.00 – 12.00\* per square foot per year which does not include air conditioning, lights, electricity, or janitorial services. Either five-year lease, annual lease or month-to-month rental.

Exact rate shall be determined by the Port Director based on criteria including, but not limited to, access to street, location, condition of area, and other revenue contributions to the Port by lessee from any other Port operations.

\*Any related rate adjustment as determined by the Port Director will be in addition to rental charges.

**Portable Telecommunications Antennas**

\$2,750.00 per month, or any part thereof, will be assessed for each Portable Telecommunications Antenna temporarily\* emplaced. This amount will be in addition to the associated open ground space charge at the maximum non-containerized ground space lease rate, and any other charges imposed by this tariff. For the purpose of this item, open ground space will be any space, improved or otherwise, to include parking space, as deemed appropriate by the Port Director. All Information Technology Department (ITD) requirements must be met before any installation is approved.

\*The emplacement of a portable antenna under this tariff provision is with the understanding that the associated lease agreement would be on a month-to-month basis and in effect during the time required to install a permanent-type antenna as approved by the Port Director.

**Wall-mounted Telecommunications Antennas**

The per annum fixed rate for space for wall-mounted telecommunications antennas and support equipment, on a year-to-year basis, shall be not less than \$40,000.00 and based on the following schedule:

Category	Antennas	Support Equipment	Rate per Year
1	One (1) or any array of not more than three (3) wall-mounted antennas encompassing not more than seven (7) linear feet between each antenna	Equipment required for initial setup to support antenna(s), not exceeding the following: electric panel, electric meter, transformer, stand-alone air conditioning unit, disconnect switch, antenna receiver unit, and cabling	\$40,000.00
2	One (1) to not more than an array of three (3) additional wall-mounted antennas encompassing a span of not more than seven (7) linear feet between each antenna	Except for required cabling, this schedule does not provide for any additional support equipment	\$7,500.00

## Tariff No. 010

## SECTION NINE: RENTALS &amp; LEASES

3	This schedule does not provide for any antennas	Additional support equipment but less than that required for an initial setup	\$7,500.00
---	---	---	------------

**Wall-mounted Radio/Data Antenna for Port Users**

The annum fixed rate for space for one wall-mounted radio/data antenna and supporting equipment, on a year-to-year basis, shall be \$3,000. This rate applies for Port users that require an antenna in order to conduct business at the Port.

- Support equipment (each component thereof) will be of reasonable and customary dimensions subject to the approval of the Port Director.
- Cabling includes coaxial cable, electric wiring, and associated conduit and bracketing required to connect antenna(s) to support equipment, support equipment to each other, and from support equipment to power source.
- Vendor will pay for electric utility use separate from antenna lease rate.
- Vendor will be responsible for all installation, to include the installation of an electric meter, maintenance, repair, and replacement.
- Under Schedule 3, should the Port Director deem the additional equipment to be equal to an initial set-up as provided for in Schedule 1, a Schedule 1 rate will be assessed.
- Installation and use of any antenna(s) and/or support equipment shall not interfere with the operation of another vendor's or the Port's antennas and/or support equipment or any other operational system, and it will comply with all applicable laws, including all zoning codes and requirements of the Miami-Dade County Code; Ordinance No. 01-157; South Florida Building Code; Miami-Dade County Information Technology Department; Federal Communications Commission; National Council on Radiation Protection and Measurement; Institute of Electrical and Electric Engineers; and American National Standards Institute.

TEMPORARY AND/OR MOBILE STRUCTURES in any area will be leased on a non-exclusive basis at rates as determined by the Port Director in conformity with, among other things, appraisal rates. Utilities and/or janitorial charges to be assessed as determined by the Port Director.

**604. OPEN GROUND LEASES (A)**

Open ground storage area rented monthly or annually for Port related use on a non-exclusive basis will be leased at the rates listed below.

Open Ground Non-Waterfront (non-containerized).....\$ 5.25 per sq. ft./per year

**Tariff No. 010**

## SECTION NINE: RENTALS &amp; LEASES

---

Open Ground Waterfront (non-containerized).....	\$ 7.25 per sq. ft./per year
Portable Telecommunication Antennas.....	\$ 7.25 per sq. ft./per year
Open Ground Retail Space.....	\$15.00 per sq. ft./per year
Open Ground Trailers with pre-existing hook-up.....	\$9.50 per sq. ft./per year

Open Ground (non-containerized) land used for stevedoring maintenance and repair of heavy equipment (including, but not limited to, top loaders, mules, forklifts, containers, etc.). Storage of full containers is not permitted.....~~\$1.90~~1.96 per sq ft/ per year

Such leases, whether annual or month-to-month, do not provide for electricity, water, sewer, phone or internet service, landscaping, maintenance, housekeeping, fencing, security, paving, asphalt repairs, or other repairs. All such services, utilities, maintenance, and repairs shall be the sole responsibility of the tenant at the tenant's expense.

(Rate discount not applicable to this category)

For not-for-profit/government entities or other entities that provide support functions or services deemed beneficial to Port operations, as determined by the Port Director, the Port Director may reduce lease rates by no more than 25% of the applicable open ground rate.

Such leases whether five year, annual or month-to-month do not provide for electricity, water, sewer, landscaping, maintenance, housekeeping, fencing, paving or asphalt repairs.

To fulfill Port operational needs and requirements, the Port reserves the right to occasionally berth vessels at bays 54 through 65 for such periods as may be deemed necessary by the Port Director. Lessee, at its sole cost and expense, shall be liable and responsible for all expenses incurred to clear the required space and relocate equipment back to the leased property. Rent abatement credits may be considered at the Port Director's discretion when tenant's equipment is moved off Port due to the unavailability of any temporary alternate location on the Port.

**605. INSIDE FENCING**

All fencing inside transit sheds warehouses and passenger terminals must be authorized by the Port Director. All original fencing or subsequent modifications will be installed at the expense of the applicable Port user. After installation, the fencing becomes the property of the Seaport Department of Miami-Dade County (Port of Miami-Dade).

**606. OTHER**

Port tenants not directly involved in the transportation of passengers or cargo from Port of Miami-Dade facilities may be assessed an additional rental charge based on a percentage of their annual gross revenue, as determined by the Port Director, in addition to the charges in Item 602 or 604 above. Such charge shall



**Tariff No. 010**

SECTION NINE: RENTALS & LEASES

---

not exceed 40% of the affected tenant's annual gross revenue. Annual gross revenue shall include all revenue derived from the sale of merchandise or services at the leased premises, exclusive of any Florida State Sales Tax collected from customers.

**607. LEASE DOCUMENTS LATE FEE**

Lease documents not returned within the timeframe requested by the Port in writing will be subject to a late fee of \$500.00 or one month's rent, whichever is greater (i.e. lease agreement, affidavit, payment guarantee, insurance certificates, etc.). If documents are not returned within 30 days of non-compliance, lease agreement will be terminated.

**608. LEASE PERMITS AND LICENSES**

In addition to the Certificate of Use and Occupancy required prior to commencement of operations, the Lessee, at its sole cost and expense, shall be liable and responsible for obtaining, paying and maintaining a current Fire/Life Safety Operating Permit in compliance with Miami-Dade County Code, Article III, Section 14-53.

**609. LEASE ENVIRONMENTAL PROTECTION AND INDEMNITIES**

The Lessee shall be solely responsible for all costs and expenses which arise out of environmental contamination for which County may be held liable caused by the Lessee, the Lessee's agents, employees, contractors, or invitees during any prior or current tenancy or occupancy of the Premises or any portion thereof.

## Section Nine-A: Foreign Trade Zone

### 610. PORTMIAMI FOREIGN TRADE ZONE NO. 281

Foreign Trade Zone Site Operators shall pay all applicable fees as outlined in the Grantee Fee Schedule. Fees are subject to periodic review and adjustment. The below fees do not include any additional fees charged by the Foreign Trade-Zones Board or Customs and Border Protection (CBP).

#### PortMiami Foreign Trade Zone Grantee Fee Schedule

##### Application Fees:

Application Fee Usage Driven/Subzone .....	\$2,500.00
Application Fee New Magnet Site.....	\$10,000.00
Application Fee for Production Authority.....	\$2,500.00

##### Annual Fees, per site:

Active Site .....	\$6,500.00
Non-Active Site.....	\$2,500.00

Annual Fees are due in advance and are generally invoiced to all designated site operators in January of each calendar year; with payment due within 30 days of receipt. Annual Fees start upon the designation of a new site by the FTZ Board (via approval of site location and issuance of a site number) and are prorated for the remainder of the calendar year. Site operators must pay the annual Non-Active Site fee if they have not yet been activated by Customs and Border Protection (CBP). Upon site activation by CBP, site operators must pay the Active Site Fee. If site operators have previously paid the Seaport the Non-Active Site annual fee in a given calendar year, upon the site being activated by CBP in the same calendar year, the operator shall pay the Seaport the difference between the annual Active Site fee (prorated from the date of site activation) and the previously paid Non-Active Site fee (also prorated from the date of site activation) within thirty days of site activation. Termination of a site must be requested no later than December 1<sup>st</sup> of the previous calendar year to waive the Annual Fee at the beginning of the calendar year.

##### Additional Fees:

Alteration <sup>1</sup> .....	\$2,500.00
Penalty Fee for Late Annual Reporting <sup>2</sup> .....	\$100.00 per day until in compliance
Other Fees and Charges <sup>3</sup> .....	\$65.00 per hour or part thereof

<sup>1</sup> Alteration includes changes in an operator's site including, but not limited to, boundary modification, relocation, or activation of a separate site, for any already designated magnet site, usage-driven site or subzone site.

<sup>2</sup> The FTZ Annual Report must be submitted no later than March 1<sup>st</sup> after the end of each calendar year.

<sup>3</sup> Other fees and charges include any other fees, charges, or expenses incurred by Grantee for the purpose of obtaining Foreign Trade Zone Board approval and/or U.S. Customs & Border Protection approval on behalf of client, and not specifically listed herein, at the discretion of the Grantee, will be assessed to client at cost.

**Tariff No. 010**

SECTION NINE-A: FOREIGN TRADE ZONE

---

**Non-profit/not-for-profit organizations**

The application fee and/or the first year annual fee for usage driven sites may be waived, reduced or deferred at the discretion of the Port Director or his designee if (i) the operator is a non-profit/not-for-profit under U.S. Code § 501, (ii) located within the geographic area of a Community Redevelopment Agency (CRA) and (iii) the application demonstrates operator's commitment to generate employment opportunities within the CRA district.

**Section Ten: Miscellaneous Charges**

**700. FRESH WATER (A)**

Charges for fresh water delivered to vessels at piers or wharves shall be assessed as follows:

Per ton, 250 gallons.....	<del>\$3.223.32</del>
The minimum invoice for fresh water charged per vessel shall be.....	\$90.00
Hook-up fee, per vessel.....	\$55.70

**701. FRESH WATER UNIT CONNECTION REPLACEMENT**

When unit is not returned, a charge of \$500.00 per Unit Connection will be assessed to the corresponding agent.

**705. ELECTRIC CURRENT FOR REFRIGERATED UNITS (C) (A) (R)**

When electricity is furnished to refrigerated containers and/or trailers by the Port, an additional utility charge per unit shall be assessed, at the rate per day of: ~~.....\$52.50;~~

<u>Per 20 foot unit.....</u>	<u>\$65.00 per 24 hour period or any portion thereof</u>
<u>Per 40 foot unit.....</u>	<u>\$75.00 per 24 hour period or any portion thereof</u>

Such charge shall be assessed for each 24-hour period or fractional part thereof.

Except in the case of the Port's own negligence, the Port shall not be responsible for loss or damage caused by power failure, electrical surges, electrical or mechanical equipment failure or any other type of breakdown/failure.

Refrigerated containers shall be the only equipment connected to the reefer plugs. If any other equipment is connected, the Port user and leaseholder will each be subject to a fine as described below:

1st Offense.....	\$500.00
2nd Offense.....	\$1,000.00
3rd Offense.....	Permit will be revoked

**707. HARBOR FEE**

The following Harbor fee shall be charged to each vessel on a per call basis, excluding inaugural activities for homeport ships at the discretion of the Port Director, as and subject to Item 227 requirements and conditions:

0-20,000 Gross Registered Tons.....	\$275.00
20,001 GRT and over.....	\$525.00
Passenger vessels making 300 and more sailings per year.....	\$75.00

**Tariff No. 010**

## SECTION TEN: MISCELLANEOUS CHARGES

In the event of multiple daily sailings for the same vessel, only one harbor fee per 24-hour period will be assessed.

Upon approval of the Port Director, with written application to the Port Director or designee, harbor fees may be waived when proper berthing space is available, for cruise vessels subject to the U.S. Centers for Disease Control and Prevention COVID-19 related No Sail Order dated April 9, 2020, as same may be extended, calling for the purpose of wet docking, for repair or lay up, bunkering, sludge/garbage disposal, water intake and provisioning (where no passengers or cargo are loaded or unloaded), subject to Ordinance 88-66 conditions and requirements.

**709. VEHICLE EXAMINATION FACILITY CHARGE**

All exporters of used self-propelled vehicles which use the Seaport's vehicle examination facility for the purpose of the presentation and validation of required documentation by U.S. Customs & Border Protection in accordance with Customs Regulations (19 CFR 192), will be assessed a usage fee of seven dollars and fifty cents (\$7.50) per vehicle, in accordance with the Code of Miami-Dade County, Florida, Sec. 28A, as put forth by the Board of County Commissioners of Miami-Dade County, Florida.

Two dollars and fifty cents (\$2.50) of every seven dollars and fifty cents (\$7.50) collected shall be allocated to the Miami-Dade County Multi-Agency Auto Theft Task Force for purposes of enhancing security and interdicting the flow of stolen motor vehicles through the Port of Miami.

**710. VEHICLE PARKING AT THE PORT (C)**

Facilities are available for the parking of vehicles for passengers boarding ships and for Port visitors and workers.

Rates at County-owned parking facilities are as follows <sup>(\*)</sup>:

<b>Short term</b> , per vehicle, per space, per day (no overnight), or fraction of .....	\$8.00
<b>Long term</b> (overnight or greater), per vehicle, per space, per day or fraction of .....	\$22.00
<b>Long term</b> (high density, overnight or greater), per vehicle, per space, per day or fraction of .....	\$22.00
<b>Special events</b> , per vehicle, per space, no less than .....	\$15.00
Lost ticket (equivalent to 11-day cruise), per vehicle, per space .....	\$242.00

All established parking rates will be posted at each facility and applied to the day a vehicle enters the parking lot and to each succeeding day it remains on the lot. Parking facilities that are privately owned, such as the Cruise Terminal A parking garage, may apply different rates.

Unattended ground parking areas, when properly posted as such, can be available to the general public at no charge for certain maritime industry related events as designated by the Port Director.

**For disabled Persons**

**Tariff No. 010**SECTION TEN: MISCELLANEOUS CHARGES

---

Miami-Dade County Ordinance No. 13-104 requires all guests with a disabled parking permit or license tag to pay standard parking rates except as provided by Florida State Law. However, two hours of complimentary parking will be provided to vehicles displaying a disabled parking permit or license tag, provided the vehicle is transporting the person who has a disability and to whom the disabled parking permit or license was issued.

In accordance with Florida Statutes 316.1964, only vehicles with specialized equipment such as ramps, lifts, or foot or hand controls, for use by a person who has a disability, or any vehicle displaying a State of Florida license plate for disabled veterans issued under s. 320.084, s. 320.0842, or s.320.0845 or displaying the Florida Toll Exemption permit, are exempt from parking charges, but only if the vehicle is transporting the person who has a disability and to whom the disabled parking permit or license was issued.

**714. ANNUAL AND TEMPORARY PERMIT FEES** (A)(I) (C)**Permit Requirements**

No one may engage in a business transaction or provide services at PortMiami without first obtaining a business permit, supplying evidence of insurance coverage, and complying with all other applicable provisions of the tariff and/or other pertinent regulations issued by the Port Director and the Miami-Dade County Code. Exempt from the business permit requirement are: 1) those entities whose sole function on the Port is to fulfill the requirements of U.S. government regulatory agencies; 2) County-approved and retained vendors, their sub-contractors and suppliers, while performing the tasks called for under their contract with Miami-Dade; and 3) Governmental entities. Applications for a permit to conduct business as a Stevedore must be in accordance with Miami-Dade Code Chapter 28A-6 and/or as determined by the Port Director.

Obtaining a permit to do business at PortMiami does not entitle the holder of the permit to, including but not limited to, land, offices, other facilities, access to restricted areas, guaranteed business opportunities, etc. The permit only allows the holder to conduct business at PortMiami subject to the rules, conditions, limitations and requirements of this Tariff.

Permit fees shall be applied on an annual basis, commencing on the date of issuance. Stevedore permit fees shall be applied on an annual basis, commencing on January of every year.

Permit renewals not received by the expiration date are subject to a late/reinstatement fee as stipulated in Section 714 of this Tariff.

Permit holders and all persons and entities required to obtain Port Permits shall agree to comply with all applicable laws, including the Code of Miami-Dade County, PortMiami Terminal Tariff No. 010, all applicable county, state and federal requirements and all regulations and directives, without limitation, issued by the Port Director or Seaport Department staff.

**Tariff No. 010**

## SECTION TEN: MISCELLANEOUS CHARGES

Issuance of a business permit does not imply permission to violate any existing regulatory laws of the State, County, Federal government or Municipalities, nor does it exempt the holder from obtaining any other licenses and/or permits required by local, state or federal law. All applicants for motor carrier, freight forwarder, and broker authorities are responsible for having an active operating authority and complying with the insurance requirements and regulations set forth by the Federal Motor Carrier Safety Administration.

**Permit Fees**

Initial Processing Fee (non-refundable) (all categories, except shipping lines and cruise lines, not otherwise listed)	\$350.00
Initiation Fee or Reinstatement Fee for Tug Services	\$6,000.00
Late / Reinstatement Fee (First 10 days after expiration)	\$100.00
Late / Reinstatement Fee (10+ days delinquent)	\$350.00
Company Name or Category Change	\$350.00

The following annual permit fees are applicable to the following business categories:

Liquefied Natural Gas (LNG) barge	\$60,000.00
Non-LNG fuel or bunker vessels, 1 to 6 barges	\$260,000.00
Each additional non-LNG barge	\$30,000.00
Cartage and Trucking Services	\$420.00
Crane Rentals, Heavy Lift & Hauling Services	\$420.00
Distribution of Merchandise	\$420.00
Equipment Leasing, Maintenance & Repairs	\$420.00
Ground Fueling Services	\$420.00
Car Rentals, Courtesy Shuttle Services	\$420.00
Maritime Consulting & General Services	\$420.00
Mobile Food/Drink per Truck	\$2,500.00
Pre-arranged Ground Transportation <sup>1</sup>	\$350.00
Ship Chandlers/Suppliers	\$1,200.00
Ship's Agents	\$2,100.00
Ship Maintenance & Repair Services	\$420.00
Sightseeing/Tour Services	\$420.00
Shipping Lines and cruise lines	\$0.00
Port Tenants	\$420.00
Stevedoring Firms	\$5,800.00
Tug Services, per tug	\$16,500.00
Portable Telecommunications Antenna	\$33,000.00
All other business categories	\$420.00
Tow Truck/Vehicle Delivery Service (No Initial Processing Fee)	\$150.00
Environmental & Waste Management Services	\$420.00
Security Systems, Services & Technology	\$420.00

**Tariff No. 010**

## SECTION TEN: MISCELLANEOUS CHARGES

~~4. Pre-arranged ground transportation companies residing outside of Miami-Dade and Broward Counties will be allowed two round trips (drop off/pick up) to be assessed at \$150.00 per trip. Beyond the allowed two trips, these companies will be required to get a permit. All temporary ground transportation permits must be sought and obtained by the Permits Section prior to the company's visit.~~

Fees and time period for all other activities not listed above shall be determined by the Port Director.

Permit renewals are subject to compliance with all permit requirements and satisfaction of any outstanding balances due to the Port.

The Port has discretion in denying the issuance of a new permit and/or the renewal of a permit based on any circumstance and/or known fact that is not consistent with Port's requirements and operating guidelines, such as, but not limited to; payment history, insurance discrepancies/inconsistencies, compliance with Port rules and regulations, outstanding claims, criminal records, convictions, location availability, and any operational constraints, etc.

**Permit Violations**

Companies engaging in business and/or providing services without first obtaining a business permit will, in addition to other fines, penalties, fees, costs, and damages arising under the county code, this tariff, other applicable laws, or otherwise; be subject to the following fees, costs, and/or actions:

- First Violation: Warning
- Second Violation: \$1,000 fine

Companies with three (3) or more violations may be subject to denial of permit for up to one (1) year from infraction(s).

**Company Name or Category Change**

Name or category changes will be treated as new applications and shall require the initial processing and annual permit fee. In the event of a name change, a new permit application must be submitted immediately to the Permits Section for processing and approval.

Permit holders must advise the Port's Permit Section of any proposed material changes to their on-Port operations. Proposed changes shall require the prior approval of the Port Director or his designee.

**Ground Transportation and Transportation Network Companies/Entities (TNC/TNE)**

Taxicabs, per pick-up.....	\$2.00
Transportation Network Companies/Entities, per pick-up.....	\$2.00

In addition to the annual permit fee established above, Ground Transportation Companies shall be subject to the following per trip fees for each vehicle:



**Tariff No. 010**

## SECTION TEN: MISCELLANEOUS CHARGES

Pre-paid accounts with permit and transponder: \*

<b>Type Vehicle Rate</b>	<b>Passenger Capacity</b>	<b>Per Entry</b>
Luxury Limousine Sedans, Stretch & Super-Stretch Limousines, Vans, and Passenger Motor Carriers	14 passengers or less	\$4.50
Mini-Buses & Super-Stretch Limousines	15 – 32 passengers	\$9.00
Bus	33 or more passengers	\$18.00
**Hop-On Hop-Off Bus	33 or more passengers	\$18.00

\*On prepaid accounts with permits, when the account cannot be replenished, the rate charged will be applied as per the non-prepaid account with permit.

Non pre-paid accounts with permit and transponder:

<b>Type Vehicle Rate</b>	<b>Passenger Capacity</b>	<b>Per Entry</b>
Luxury Limousine Sedans, Stretch & Super-Stretch Limousines, Vans, and Passenger Motor Carriers	14 passengers or less	\$6.00
Mini-Buses & Super-Stretch Limousines	15 – 32 passengers	\$11.00
Bus	33 or more passengers	\$20.00
**Hop-On Hop-Off Bus	33 or more passengers	\$20.00

The above stated fees will be assessed whenever the ground transportation vehicle transverses the bridge/tunnel onto the Port, whether dropping off or picking up passengers.

**Ground Transportation Accounts**

All ground transportation accounts delinquent by more than 60 days will be required to sign up to automatic replenishment. Accounts delinquent by more than 90 days will be automatically suspended. Companies will only be allowed to resume operations if past-due balance is paid in full or re-payment agreement is authorized. Ground Transportation permits suspended more than 3 times due to account delinquency will be automatically revoked. A new permit and deposit of \$500.00 will be required to resume operations. Ground Transportation permits may not be renewed until delinquent balances are paid in full. Late penalties will still apply for permits not renewed on a timely manner. Furthermore, ground transportation vehicles associated with a delinquent account may not be added and/or transferred to a new and/or different account unless outstanding trips have been paid.

**Ground Transportation – General Operations**

Port staff are authorized to regularly inspect ground transportation fleets (other than TNCs/TNEs) to ensure permit compliance.

**Tariff No. 010**

## SECTION TEN: MISCELLANEOUS CHARGES

All permitted prearranged ground transportation companies, as a condition of their permit, other than TNCs/TNEs, must be servicing cruise or cargo operations or tenant and staff needs. All other companies, other than TNCs/TNEs, are restricted from pick-up/drop-off staging for non-port related activities.

Prearranged ground transportation companies, other than TNC/TNEs, are required to register and install transponders in all vehicles working at PortMiami. Any and all changes made to such companies' respective fleets shall be reported immediately to the Permits Section. Failure of any such company to report fleet changes or properly install transponders in any vehicle operating at the Port shall result in the suspension and/or cancellation of the permit. Tampering with or in any way damaging the transponder will result in the automatic cancellation of such company's permit for a period determined by the Port Director or designee. The initial processing and annual permit fee shall be required for reinstatement.

The Port reserves the right, at any time, to inspect and/or validate the issued transponder, as applicable, to assure proper usage and compliance with all rules, regulations, and Port operating directives governing pre-arranged ground transportation companies doing business at the Port as outlined in this Tariff.

**Transponder Cost:**

1st transponder.....	\$12.50
Renewal transponder fee.....	\$2.50
2nd transponder or any additional transponder, each.....	\$25.00
Replacement (Lost/Damaged).....	\$25.00
Non-Returned Transponder.....	\$25.00

Ground transportation companies, other than TNCs/TNEs, are required to register all drivers with the Cruise Operations Section. Any and all changes must be reported immediately. Failure to do so may result in the suspension of the Port permit. All employees for ground transportation companies entering upon the Port, including drivers, other than TNCs/TNEs and their drivers, are required to obtain a port identification card.

Companies and all their employees are prohibited from using obscene, aggressive, or threatening language or being aggressive or threatening to passengers or enforcement personnel. The terms "obscene", "aggressive", and "threatening" shall be interpreted to mean language and/or behavior that a reasonable person would consider obscene, aggressive, or threatening under the circumstances, would cause another person a reasonable and genuine fear of imminent harm, violence, or offensive contact, or would constitute an assault or other unlawful conduct and may include, without limitation:

- Yelling, screaming, and/or gesturing in an obscene, aggressive or threatening manner, and/or in a manner that would constitute an assault or other unlawful conduct;
- Using obscene, vulgar, profane, hostile, and/or aggressive language or threat against and/or physical contact with another person, which causes the recipient to be put in reasonable fear of imminent harm, violence, or an offensive contact or assault;
- Throwing objects at a passenger, other Port user, law enforcement officer, or Port employee.

**Tariff No. 010**

## SECTION TEN: MISCELLANEOUS CHARGES

**Ground Transportation Greeter Area and Signs**

Pre-arranged ground transportation greeters must have a valid PortMiami identification card while working at the cruise terminals. Greeters are to stand at a pre-approved waiting area, designated by PortMiami, no more than two greeters per company, per terminal. Greeters must use proper and professional signs in greeting their clients. Signs must clearly display only the name of the permitted company, not destinations, prices, and/or variations from the company name approved to operate at the Port. PortMiami Cruise Operations has the authority to confiscate any signs that do not meet the required standards. Greeters are only allowed to greet their company clients and will not sell or attempt to sell on-demand transportation services. Violators are subject to all rules and regulations including the confiscation of Port Identification, administrative fees, and progressive disciplinary actions set forth in this Tariff.

**Pre-arranged Ground Transportation & TNC/TNE Vehicle Lot**

Pre-arranged ground transportation vehicles identified as, but not limited to, vans, sedans, limousines, and minibuses, are to remain in the Pre-arranged Ground Transportation Lot designated by PortMiami Operations or, as applicable, in the designated Pre-arranged Ground Transportation TNE Lot. Such non-TNE vehicles are to remain inside the Pre-arranged Ground Transportation Lot until called upon by the pre-arranged ground transportation greeters for immediate pick up of their passengers with reservations. Pre-arranged Ground transportation vehicles are not to circle PortMiami as they wait for passengers to exit the terminal. The Pre-arranged Ground Transportation Lot can be relocated (or even removed) by the Port depending on property/ground needs and availability.

Notwithstanding the foregoing, TNC/TNE vehicles may only use pre-arranged ground transportation lots designated by the Port for TNC/TNE use. Except as may be prohibited by law, neither TNC/TNEs nor their associated vehicles or drivers may use greeters in connection with any offered on-Port pickup service. Violators are subject to all rules and regulations set forth in this Tariff.

**Ground Transportation - Administrative Fees**

Ground transportation companies that do not comply with the operational requirements of the Port, including but not limited to, failure to maintain valid insurance, failure to report any changes in the company's vehicle fleet, failure to stage greeters in designated areas, or failing to pay applicable Port fees or charges as and when due, are subject to the following fees and/or actions:

<b>Violation Type</b>	<b>Fines</b>
Operating without Valid/Active Permit.....	\$1,000.00
Delinquent Balance.....	\$100.00
Failure to Report Fleet Changes.....	\$100.00
Improper Staging.....	\$100.00
Greeter Violations.....	\$100.00
Obscene, Aggressive or Threatening Conduct.....	\$100.00
Other Violations of Rules & Regulations.....	\$100.00

**Tariff No. 010**SECTION TEN: MISCELLANEOUS CHARGES

---

Companies with three (3) violations or more for the same infraction will be automatically subject to fine of \$1,000. Individuals with more than three (3) violations for any infraction are subject to the removal, suspension and/or cancelation of their Port identification cards.

Companies advised of any discrepancies or violations will have two (2) business days to bring their PortMiami accounts into full compliance. Failure to do so will result in a \$1,000 fine and adversely affect the company's ability to continue operating at the Port. The Port Director or designee has full discretion to suspend or revoke a company's permit if found in violation of Port regulations and/or Port Tariff No. 010.

Anyone who engages in obscene, aggressive or threatening conduct on Port will be subject to a \$100.00 fine. Three (3) violations or more will be automatically subject to the confiscation of their Port Identification pending a hearing with the revocation committee to address further disciplinary proceedings, which may include, in the discretion of the committee, the revocation of the repeat violator's Business permit.

Notwithstanding the foregoing, certain Tariff restrictions may be deemed inapplicable, in whole or in part, to the limited extent such restrictions (as applied to certain persons or matters) are expressly preempted by prevailing federal or state law.

**TNC/TNE – General Operations**

All TNC/TNE vehicles entering PortMiami should be in compliance with applicable state requirements.

**Car Rental Courtesy Shuttle Companies**

Rental car companies conducting business activities at PortMiami but not operating under a non-exclusive license agreement with the Port shall be assessed a percentage of the gross revenues arising from such activities at an annual rate of 8%. Business activities for rental car companies include, but are not limited to, the pick-up of passengers via courtesy vehicles for transportation to rental car facilities off the Port. Payment and supporting documentation for these fees must be submitted to the Port's Permit Section on a monthly basis.

Rental car companies, upon prior notice from PortMiami, shall allow inspections and audits by the County, through its employees and/or representatives, of all records and books of account, including such records as may be required by the County to be maintained by the rental car companies including, without limitation, any records needed to calculate or verify "gross revenue." It is further understood and agreed that the car rental company shall make all the records, books of account, and other documentation available at a local location designated by the Port.

**715. PORT IDENTIFICATION CARDS AND SPECIAL DOCK PARKING PERMIT****Port I.D.**

**Tariff No. 010**

## SECTION TEN: MISCELLANEOUS CHARGES

In addition to permit requirements for companies, all individuals must comply with all applicable local, state, and federal requirements to obtain a Port. I.D. for which the charge is as follows:

Port I.D. -	New/Renewal (Unescorted Access – 1 year) Green Card .....	\$0.00
	New/Renewal (Escorted Access – 1 year) Yellow Card .....	\$0.00
	New/Renewal (Escorted Access – 1 year) Red Card .....	\$0.00
	One Day Pass .....	\$0.00
	Replacement (Lost or Stolen) .....	\$25.00
	Replacement (Change of Company) .....	\$0.00

All Port I.D.s must be displayed and provided upon request to Miami-Dade County Personnel, including Miami-Dade Police Department Personnel, Cruise Operations and Safety and Security Personnel.

All Port I.D.s are property of Miami-Dade County and must be returned upon request. All employees and companies conducting business at PortMiami must have and display their Port Miami I.D. Failure to do so may result in disciplinary actions up to and including trespassing arrest by Miami-Dade Police Department, Seaport Operations Bureau, per Florida State Statute 810.08 and 810.09.

**Special Dock Parking Permit**

All requests for a Special Dock Parking Permit must be in writing to the Seaport Director or his designee. Upon receipt, a recommendation will be made to the Seaport Director, who is the final approving authority. Each request must specify the specific reason the request is being made, as well as any other extenuating factors. Special Dock Parking Permits, valid for one year, will only be issued to those individuals who have a justified requirement to park their vehicle dockside in a secured area/restricted area on the Seaport. All individuals issued a Special Dock Parking Permit shall also have a valid Seaport identification card and Transportation Worker Identification Credential (TWIC) Card issued in compliance with Transportation Security Administration (TSA) Federal requirements in their possession pursuant to County Ordinance 28A, Seaport Security, and Operations.

Special Dock Parking Permit.....\$200.00, per year, for cargo and/or cruise parking permit  
Replacement.....\$25.00

**716. LIQUEFIED NATURAL GAS (LNG) BUNKERING (I)**

All LNG bunkering companies holding a business permit with PortMiami are required to provide a copy of the Hazard Identification Risk Analysis (HAZARD), Emergency Response Plan, Operational and Safety plan, a Hurricane Plan, an Emergency contact list, and copies of the completed documents from their respective Safety and Security Hazard Identification Studies (HAZID) for each respective berth.

PortMiami shall approve each site and/or berth where LNG bunkering is performed. Berthing of LNG vessels along port may be permitted for a maximum of two days when a berth is available. Berthing location will be assigned by the port based on availability and vessels may be required

**Tariff No. 010**SECTION TEN: MISCELLANEOUS CHARGES

---

to vacate berthing space if needed for other port operations. The permitted LNG bunkering company must provide an advance request to the port for all LNG bunkering operations and notifications for all LNG transit and bunkering operations. The final notification will include the quantity of LNG transferred from the barge to the vessel.

All permitted LNG bunkering companies must abide by all international, federal, state and local laws and regulations, in addition to industry dictated LNG policies, guides, standards and regulations. All LNG bunker operations are subject to the approval of the Captain of the Port.

## Section Eleven: General Information

### 800. MIAMI HARBOR

The Miami Harbor embraces the artificial basins, slips and channels that have been dredged along the bay front of Miami and in the bay and through the waters of Biscayne Bay to the ocean, and is located generally at Latitude 25-46' No. Longitude 80-10'W.

### 802. MAIN CHANNEL

The entrance to the main channel is directly east of the City of Miami, approximately 4.5 miles. The sea buoy marking the channel entrance through the reef is about 2 miles offshore. The entrance is an artificial cut 800 feet wide flair, known as Government Cut, dredged across the southern end of Miami Beach. It is protected by jetties and is well marked. A channel has been developed to a control depth of 52 feet deep, and 500 feet wide on the sea end to the jetties. The main channel along the northside of Lummus and Dodge Islands is 500 feet wide with a 36-foot control depth which continues westward across Biscayne Bay to the main turning basin.

### 806. FISHERMAN'S CHANNEL

From Government Cut, the Fisherman's Channel has been dredged with a control depth of 50 feet for the easternmost 6,120 feet and 540 feet wide and a control depth of 34 feet for 5,283 feet and 500 feet wide to the west. Fisherman's Channel provides a direct connection to the wharves on the south side of Dodge and Lummus Islands and the mouth of the Miami River.

### 807. LUMMUS TURNING BASIN

Located at the wide point of the Fisherman's Channel, east of the channel slip, the Lummus Turning Basin is a 1,500-foot wide turning basin at a control depth of 50 feet.

### 808. MAIN TURNING BASIN

The Main Turning Basin, located in the western end of the Main Channel, is 1,700 feet north and south and 1,650 feet east and west, with a control depth of 36 feet.

### 809. WESTERN TURNING BASIN

Located at the western end of Fisherman's channel, the Western Turning Basin has a width of 900 ft. with a control depth of 30 ft.

### 810. FISHER ISLAND TURNING BASIN

The Fisher Island Turning Basin is a truncated turning basin between the main channel and the north side of Fisher Island and is dredged 50 feet to provide a turning basin at the junction of the Main and Fisherman's Channels.

### 816. ANCHORAGE

The prescribed anchorage area for vessels anchoring outside the harbor is located eastward of a line about 1.5 nautical miles offshore and northward of a line about 0.2 nautical miles north of the sea buoy at the

**Tariff No. 010**

SECTION ELEVEN: GENERAL INFORMATION

---

entrance to the ship channel. The entire anchorage area lies north of the entrance channel to Miami. The northern and southern extremities of this area are marked by nun buoys. Vessels desiring to anchor off the entrance to the Harbor of Miami are required to do so within this area, to avoid possible damage to cables laid on the ocean bottom in the vicinity. Refer to anchorage area 110.188 on National Oceanic and Atmospheric Administration Survey Chart # 11466 & # 11468.

**818. TIDES AND TIDAL CURRENTS**

The normal mean tidal range at the entrance to Miami Harbor is 2.5 feet, and in the bay, it is about 2.0 feet. The extreme tidal range is about 4.0 feet at the entrance. Easterly winds sometimes raise the water level 1.5 feet at the entrance and from 1.0 to 0.5 feet in the bay.

The tidal currents at the entrance to Biscayne Bay may reach a velocity of 1-1/2 to 3 knots through the main channel.

**850. PORT FACILITIES AND SPECIFICATIONS (C)**

**Marginal Berthing**

PortMiami offers 19,263 linear feet of berthing on Dodge and Lummus Islands.

The cruise zones total 8,860 linear feet: 7,125 feet (36 feet deep) along the north and northeast sections; 735 feet (32 feet deep) at the north west section; and 1,000 feet (30 feet deep) at the western extremity of the South Ship Channel.

The cargo berthing areas total 10,403 linear feet: 6,120 (50 feet deep) along the southeast section of Lummus Island and the South Ship Channel at the gantry facility; and 4,283 feet (32 feet deep) of roll-on/roll-off berth space along the south section of the Port.

**Width of Apron**

- 70 to 100 feet, north side
- 50 to 100 feet, east side
- 50 to 100 feet, south side
- 50 to 100 feet, west side

**Apron Above MLW**

7.5 feet on all sides

**Roll-on/Roll-off Ramps**

- Eight fixed ramps designated
- Bay 154, 670 linear feet above MLW
- Bay 155, 550 linear feet above MLW
- Bays 161 – 171, 1,259 linear feet above MLW



**Tariff No. 010**

SECTION ELEVEN: GENERAL INFORMATION

---

Bays 165 – 181, 1,450 linear feet above MLW  
Fixed ramp at passenger terminal H, 750 linear feet above MLW

**Railroad Facilities**

Intermodal Container Transfer Facility (ICTF) has three (3) 3,000 ft. of working rail track for a total of 9,000 ft. on 13 acres of land.

Train Scheduling Requirements- All train trips to and from PortMiami must be scheduled with and approved by the PortMiami Berthing Office at least 24 hours in advance. The ICTF operates 7 days per week.

**Passenger Terminal Complex**

PortMiami currently has ~~6~~ 7 passenger terminals in use on the North side of the port. Terminal B (189,730 sq. ft.), Terminal C (190,995 sq. ft.), Terminal D (139,001 sq. ft.), Terminal E (125,387 sq. ft.), Terminal F (216,384 sq. ft.), Terminal G (143,744 sq. ft.) and Terminal A (208,953 sq. ft.), a privately operated cruise terminal. Terminal J (56,706 sq. ft.) is located on the south side of the port; and Terminal V (129,613 sq. ft.) is located on the west side of the port. ~~J on the south side of the port; and Terminal V (133,036 sq. ft. — currently under construction) on the west side of the port as follows: Cruise Terminals B & C (190,491 sq. ft.), D & E (257,693 sq. ft.), F & G (287,488 sq. ft.), H and terminal J (56,706 sq. ft.), in addition to privately operated Terminal A (208,961 sq. ft.).~~ The square footage amounts listed above include areas for U.S. Customs and Border Protection, as well as offices.

**Transit Cargo Sheds**

Transit Shed B.....200,000 Square Feet  
Transit Shed E.....36,000 Square Feet  
Transit Shed G.....152,000 Square Feet

At present, there is a total of 388,000 square feet of transit cargo shed space.

**Services**

There is a total of 18,500 linear feet of marginal berthing. Telephone and water connections are alternately provided every 120 feet.

Index

Abandoned Cargo .....	8	Dockage Rates For Vessel Wet Docking .....	24
Access to Records .....	11	Duration of Dockage .....	23
Anchorage .....	53	Electric Current For Refrigerated Units .....	42
Anchorage or Obstruction in Turning Basins and Channels.....	15	Emergencies.....	20
Annual And Temporary Permit Fees.....	44	Emergency tariff waiver for hurricanes and natural disasters .....	12
Appeals.....	6	Explosives inflammables other hazardous materials.....	20
Application for Berth.....	16	Facility Security Plan (FSP).....	1
Application of Tariff and Supplements .....	6	Fiscal Year .....	1
Assignment of Berth .....	16	Fisher Island Turning Basin .....	52
Basis of Charge .....	23	Fisherman’s Channel .....	52
Berth Assignment.....	1	Free Time .....	2
Berth Day .....	1	Free Time Allowance .....	29
Berthing For Clearance .....	24	Fresh Water .....	42
Boat Cradle Removal.....	20	Fresh Water Unit Connection Replacement....	42
Calculation Of Cargo Tonnage .....	26	Furnishing Cargo Statements and Vessel Reports .....	9
Cargo Wharfage Charges .....	26	General .....	19
Change of Berth .....	16	General Restrictions and Limitations.....	7
Cleaning Facilities.....	34	Handling.....	2
Cleanliness of Premises.....	19	Heavy Lift .....	2
Computation Of Free Time .....	29	Heavy Lift Charges .....	33
Consent to Terms of Tariff .....	6	Inaugural Activities .....	14
Container Gantry Crane Characteristics .....	32	Indemnification.....	12
Container Gantry Crane Rules And Regulations .....	31	Inside Fencing .....	38
County.....	1	Insurance .....	13
County Commission .....	1	Late Documentation on Service Fee.....	9
County Mayor .....	1	Lease Documents Late Fee .....	39
Crane Condition .....	33	Lease Environmental Protection And Indemnities .....	39
Crane Rates .....	32	Lease Permits And Licenses.....	39
Damage to Facilities .....	20	Leasing .....	19
Damages Sustained To Crane .....	34	Lights at Night.....	15
Dangerous Cargo.....	1	Liquefied Natural Gas (LNG) Bunkering.....	51
Dante B. Fascell Port of Miami-Dade.....	3	Loading and Unloading .....	2
Disclaimer for Loss or Damage.....	8	Loitering on Port Property.....	20
Dockage.....	1	Main Channel.....	52
Dockage Charge For Military, Historical, Heritage Vessels.....	24	Main Turning Basin.....	52
Dockage Charges For Miami-Dade County Agencies.....	25	Man Overboard .....	17
Dockage Charges For Ocean Research Vessels	24	Miami Harbor.....	52
Dockage for Cultural, Charitable Events .....	23	Minimum Charge .....	24
Dockage For Unauthorized Berthing.....	23	Minimum Storage Charges .....	30
Dockage Rates for Tugs.....	23	Multi-Day Cruise Parking Revenue .....	3

## Tariff No. 010

## INDEX

Non-Operating Port .....	2	Small Boat .....	4
Non-Shipment By Water .....	29	Small Passenger Vessel .....	4
Notice of Violation .....	3	Smoking .....	21
Open Ground Leases .....	37	Solicitation .....	21
Operator .....	2	Special Dock Parking Permit .....	50
Other .....	38	Speed .....	16
Passenger Wharfage Charges For Small Passenger Vessels Berthing At Terminal J....	27	Tariff.....	4
Payment For Rental Of Cranes .....	33	Temporary Emergency Changes to Tariff .....	11
Payment Guarantee .....	12	Terminal Storage .....	4
Payment of Bills .....	9	Terminal Storage Charges.....	30
Person .....	3	Third Party Contracts .....	19
Placement Goods Not to Be Bailment .....	8	Tides And Tidal Currents.....	53
Point of Rest.....	3	Transshipments .....	27
Pollution of Air and Water .....	15	Unauthorized Berthing .....	17
Port Director .....	3	Usage .....	4
Port Facilities And Specifications .....	53	Use of and Responsibility for TWIC Readers ...	22
Port Legal Holidays.....	2	Vehicle Examination Facility Charge.....	43
Port Terminal .....	3	Vehicle Parking At The Port .....	43
PortMiami Administrative Fee .....	9	Vehicles.....	21
Portmiami Foreign Trade Zone No. 281.....	40	Vessel .....	4
PortMiami Personnel Fees .....	7	Vessel Fire Notification .....	17
Rental of Space .....	35	Vessel to be Continuously Worked.....	17
Returned Check Service Fee.....	14	Western Turning Basin .....	52
Seaport Department .....	3	Wharf Demurrage.....	4
Security .....	21	Wharf Demurrage Charges .....	29
Ship Agent .....	4	Wharf Obstruction.....	22
Ship's Stores.....	26	Wharfage, Cargo .....	4
Signs .....	21	Wharfage, Passenger .....	5

I.O. No.: 4-68

ORDERED:

~~9/28/2021~~ 9/20/2022

EFFECTIVE: 10/01/~~2021~~ 2022

MIAMI-DADE COUNTY  
IMPLEMENTING ORDER

SCHEDULE OF ALL SERVICE LEVELS AND FEES FOR MIAMI-DADE COUNTY  
SOLID WASTE SERVICES

**AUTHORITY:**

The Miami-Dade County Home Rule Charter, including among others, Sections 1.01 and 2.02A, and Chapter 15 of the Code of Miami-Dade County.

**SUPERSEDES:**

This Implementing Order (IO) supersedes IO 4-68, ordered September ~~28, 2020~~ 20, 2021, and effective October 1, ~~2021~~ 2022.

**POLICY:**

This Implementing Order provides a schedule of all solid waste service levels and fees.

**PROCEDURE:**

The administration of this Implementing Order is designated to the Director of the Miami-Dade County Department responsible for Solid Waste Management, who shall be responsible for the collection of fees and the delivery of the required services, pursuant to Chapter 15 relating to powers and duties of Solid Waste Management. Every year, or earlier, if need be, the Director shall review all fees in terms of cost and recommend necessary changes to the County Mayor through this implementing order procedure.

**DEFINITIONS:**

Contract Disposal – use of the County Waste Management System by any person, governmental entity, corporation or partnership that has entered into an Agreement with the County of ten (10) years or greater in duration for such County Solid Waste Management System use.

Non-Contract Disposal – use of the County Waste Management System by any person, governmental entity, corporation or partnership that has not entered into an Agreement with the County of ten (10) years or greater in duration for such County Solid Waste Management System use.

**FEE SCHEDULE:**

The fee schedule adopted by this Implementing Order is attached hereto and made a part hereof. This official fee schedule is also filed with and subject to the approval of the Board of County Commissioners and on file with the Clerk thereof. Fees that are charged by the County shall be the same as those listed in the official fee schedule on file with the Clerk of the County Commission.

This Implementing Order is hereby submitted to the Board of County Commissioners of Miami-Dade County, Florida.

Approved by the County Attorney as  
to form and legal sufficiency \_\_\_\_\_

## Narrative

### Introduction

The operations and activities conducted by the Miami-Dade County Department of Solid Waste Management (“DSWM” or the “Department”) are directed primarily by the provisions of Chapter 15 of the Code of Miami-Dade County (the “Code”).

### Residential Waste Collection Service

In accordance with the provisions of Sections 15-2 (Solid Waste collections services, container usage, condition, and location) and 15-13 (County collection of solid waste) of the Code, DSWM is authorized to provide waste collections services “to all areas of the County where solid waste collection service is provided” and furthermore that “All residential waste collection within said areas shall, *at the discretion of the Director*, be serviced *only* by the Department”. Additionally, the “Director shall have the power to establish the type of solid waste collection service to be rendered to all areas where County solid waste collection service is provided, and to promulgate rules and regulations not inconsistent herewith”. Section 15-24 of the Code directs the Department to charge and collect fees for the provision of these waste collection services to residential units.

Accordingly, DSWM provides and collects fees for waste collection and recycling services to single-family, duplex, triplex and quad living units in unincorporated Miami-Dade County and the cities of Aventura, Cutler Bay, Doral, Miami Gardens, Miami Lakes, Opa-locka, Palmetto Bay, Pinecrest, [Sweetwater](#) and Sunny Isles Beach. In addition, curbside recycling services are also provided to those cities that have inter-local agreements with Miami-Dade County, including El Portal, Florida City, Medley, Miami Beach, Miami Springs, North Bay Village, South Miami, Virginia Gardens and West Miami.

### Other Waste Collection Services

In addition to the services provided to residential units as outlined in the previous paragraph and per the provisions of Section 15-14 (Special collections, fees, extra charges) of the Code, the Department is authorized to perform any special collections or waste services not directly addressed in the Chapter “pursuant to such conditions as may be specified by the Director” and is further authorized to charge and collect fees as approved by the Board of County Commissioners (the “Board”). For example, Section 15-2. (Solid waste collection services, container usage, condition and location) of the Code, requires commercial business and multi-family properties to maintain waste collection service, but offers them the choice of either “the proper governmental agency able to provide such services or that of a licensed solid waste hauler authorized to perform such services.” Accordingly, the Department offers these services to these establishments. Also, per Section 15-14 of the Code, other waste services specifically include the service of removal of any illegally dumped materials and the Department is directed to “charge and collect fees for such services” as provided for by the implementing order.

Section 15-12 (Emergency powers of the Director) of the Code, also provides DSWM with “the authority to suspend, modify or expand services provided by the Department ... in such emergency circumstances as national disasters, civil disorders or other circumstances” and to collect fees accordingly. Through this authorization, and in accordance with the needs of the community, the Department plays a major role in storm debris clean-up following a significant event.

**Permitting**

In accordance with Section 15-17 of the Code, DSWM is directed to manage the permitting of General Haulers, Landscaping Businesses, Waste Tire Generators and Waste Tire Transporters. The Department is directed to administer the application process, and charge and collect fees accordingly inclusive of application fees (Section 15-17-1), vehicle registration fees (Section 15-17.4), annual permit renewal fees (Section 15-17.6).

**Code Enforcement Activities**

As part of its responsibilities, DSWM may prosecute violations of Chapter 15 (Solid Waste Management) of the Code. Violations of this chapter may be prosecuted pursuant to Chapter 8CC (Code Enforcement) of the Code. In addition to the provisions in Section 15-5 of the Code, DSWM may institute civil action in a court of competent jurisdiction to recover damages, civil penalties, and enforce compliance with terms of Chapter 15, as per Section 15-32 (Enforcement and penalties for violations of Chapter 15) of the Code. This includes enforcement provisions of Sections 15-2, 15-2.1, 15-2.2, 15-2.3, 15-5, 15-5.2, 15-6, 15-7, 15-8, 15-17, and 15-25 of the Code. For additional information regarding Code Enforcement, please refer to Miami-Dade County IO No. 2-5 on Code Enforcement.

**Waste Disposal Services**

Miami-Dade County owns and operates three Landfills and three Regional Transfer Stations for waste disposal and owns the Resources Recovery Facility where waste is converted into energy that is used to power the plant and exported to the power grid. Per the provisions of Section 15-25 of the Code, the Department is directed to charge and collect fees for use of these facilities as approved by the Board.

Additionally, per Section 15-25.2 (Disposal Facility Fee payable to the County) of the Code, private haulers operating in the Disposal Facility Fee area of the County are directed to make a monthly remittance to DSWM in an amount equivalent to fifteen percent (15%), less the 2.5% administrative credit plus any applicable late fees, of the prior month's receipts for collection and disposal services provided in Miami-Dade County, excluding any related to recyclable materials, Construction and Demolition (C&D) debris or compactor leasing.

Also, per Section 15-25 of the Code, the only exemption to the requirement for full fee collection for disposal services is a fifty percent (50%) discount offered to charitable organizations which accept household discards for reuse, reconditioning or repurposing.

## Definition of Waste Collection Services

	<b><u>Service Level</u></b>
<b>a) Curbside Garbage Collection (Residential and Multi-family)</b>	Twice weekly garbage collection (bagged or canned).
<b>b) Automated Curbside Garbage Collection (Residential and Multi-family)</b>	Twice weekly garbage collection (all materials must be in one or more automated service carts. Materials not in automated service cart will not be collected).
<b>c) Curbside Trash Collection</b>	Two (2) scheduled pickups per calendar year (January 1 <sup>st</sup> through December 31 <sup>st</sup> ) of up to twenty-five (25) cubic yards per pickup or one (1) scheduled pickup per calendar year (January 1 <sup>st</sup> through December 31 <sup>st</sup> ) of up to fifty (50) cubic yards per pickup.
<b>d) Neighborhood Trash and Recycling Center (TRC) Service</b>	Access <del>for</del> to drop-off of residential trash and recyclables (seven (7) days per week) during established operating hours.
<b>e) Curbside Recycling</b>	Once every other week curbside collection of recyclables. Pursuant to Resolution No. R-1137-08, the County has entered into interlocal agreements with municipalities to collect and process their recyclable materials and will charge these municipalities the appropriate rates as delineated in the interlocal agreements.
<b>f) Residential Dumpster Service</b>	Containerized garbage and trash collections service.
<b>g) Onsite Garbage Collection (Commercial)</b>	Twice per week (limited to one cart, per waste unit charged). Accounts with consistent overages will be increased to the appropriate service level.
<b>h) Container Service/Roll-off (Commercial)</b>	Uncompacted rollaway containerized garbage and trash collection service with varying number of pickups and container sizes
<b>i) Emergency and Storm Debris</b>	Removal, transport, processing and disposal of debris prior to (FEMA Category B Emergency Protective Measures) and resulting from (FEMA Category A Debris Removal) storms and natural disasters, whether or not the event triggers a federal emergency declaration

## Miami-Dade County Department of Solid Waste Management\*\*

“Providing our customers with exceptional waste collection, recycling and disposal services that protect, preserve and improve our environment and the quality of life in our community.”

## Waste Collection Services

RESIDENTIAL SERVICES	SERVICE DESCRIPTION	COLLECTION MODE	ANNUAL PICK-UPS	FEE COLLECTION	FEE
Single Family, Duplex, Triplex & Quad				Annual via Tax	
Garbage, Trash, TRC & Recycling (One Garbage Cart)	Curbside Garbage	(1) 35 - 96 gal. cart	101-104	Annual via Tax	<del>\$484.00</del> 509.00
	Curbside Recycling	(1) 35 - 96 gal. cart	26	Annual via Tax	
	Curbside Trash	2 pickups of up to 25 cubic yards each or 1 pickup of up to 50 cubic yards	1 or 2		
	TRC Access	Drop Off	Unlimited access		
Garbage & Recycling (Multi-family collection per living unit)	Curbside Garbage	(1) 35 - 96 gal. cart	101 - 104	Annual via Tax	<del>\$194.00</del> 204.00
	Curbside Recycling	(1) 35 - 96 gal. cart	26		
TRC Access (only)	TRC Access	Drop Off	Unlimited access	Annual via Tax	<del>\$123.00</del> 129.00
Recycling Service (only)	Curbside Recycling	(1) 35 - 96 gal. cart	26	Annual via Tax	\$ 43.00
<b>Multi-Family (Residential Service)</b>				Annual via Tax	
Residential Dumpster & TRC	Garbage	Shared Dumpster	101 - 104	Annual via Tax	<del>\$373.00</del> 393.00
	TRC Access	Drop Off	Unlimited Access		
<b>Special Services (Residential)</b>					
Reserve Account (Emergency) (1)	Establish a restricted reserve fund account for storms, emergencies and/or natural disaster up to \$20 million (estimated present value of Category 1 Hurricane in FY 2020-21), amount to be adjusted by CPI annually. This reserve will be utilized to offset funding gaps after all available or all eligible reimbursements have been pursued or received by Department			Annual via Tax	To Be Determined
Additional Waste Cart	Each additional waste cart for automated Curbside Garbage collection	(1) 35 - 96 gal. cart	101-104	Direct Bill	<del>\$436.50</del> 144.00
Replace Waste Cart without a police report		N/A	N/A	Direct Bill	\$ <del>65.00</del> 68.00



ATTACHMENT B

						Adopted Range	
						Min	Max
	Extra Garbage Pick-Up (per Waste Cart per trip)	Beyond established twice weekly pick-up service	(1) 35 - 96 gal. cart	Per trip	Direct Bill	\$35.00	<del>\$450</del> <u>200.00</u>
	EXCESS Curbside Trash per cubic yard	Beyond the established service level	N/A	N/A	Direct Bill	<del>\$25.00</del> <u>27.00</u>	
	<u>EXPEDITE Curbside Trash</u>	<u>Expedite collection for annual 2 pickups of up to 25 cubic yards each or 1 pickup of up to 50 cubic yards</u>	<u>N/A</u>	<u>N/A</u>	<u>Direct Bill</u>	<u>\$180.00</u>	
	<u>Additional Second Recycling Cart</u>	Curbside Recycling	(1) 35 - 96 gal. cart	26		Free	
	<u>One additional Third Recycling Cart</u>	Curbside Recycling	65 gal. cart	26	Direct Bill	<del>\$65.00</del> <u>68.00</u>	
	<u>Removal/Disposal Of Contaminated Recycling Cart</u>	<u>Curbside Recycling</u>	<u>35-96 gal. cart</u>	<u>Per occurrence</u>	<u>Direct Bill</u>	<u>\$144.00</u>	
						Adopted Range	
						Min	Max
	Dumpster Garbage (Residential)	Onsite Collection	1 to 8 Cubic Yards	52-362	Monthly Invoice	\$65.70	\$7,332.00
<b>COMMERCIAL SERVICES (Annual)</b>	<b>SERVICE DESCRIPTION</b>	<b>COLLECTION MODE</b>	<b>ANNUAL PICK-UPS</b>	<b>FEE COLLECTION</b>	<b>Adopted Range</b>		
<b>Commercial Cart</b>				Annual via Tax	Min	Max	
	Automated Cart (Garbage)	Onsite Collection	96 gal. cart	101-104	Annual via Tax	<del>\$496.00</del> <u>522.00</u>	
	Additional Waste Cart	Each additional waste cart for automated Curbside Garbage collection	(1) 35 - 96 gal. cart	101-104	Direct Bill	<del>\$136.50</del> <u>144.00</u>	
<b>COMMERCIAL SERVICES (Monthly)</b>	<b>SERVICE DESCRIPTION</b>	<b>COLLECTION MODE</b>	<b>WEEKLY PICK-UPS</b>	<b>FEE COLLECTION</b>	<b>Adopted Range</b>		
<b>Commercial Dumpster / Roll-off</b>				Monthly Invoice	Min	Max	
	Dumpster Garbage	Onsite Collection	1 to 8 Cubic yards	52 - 362	Monthly Invoice	\$65.70	\$7,332.00
	Containerized/Roll-off Trash or Garbage per pickup	Onsite Collection. Cost of disposal will be charged separately	10 to 40 Cubic yards	On call or Scheduled	Monthly Invoice	\$154.20	\$671.81
	Containerized/Roll-off Construction & Demolition per pickup	Onsite Collection. Cost of disposal will be charged separately	10 to 40 Cubic yards	On call or Scheduled	Monthly Invoice	\$100.00	\$500.00

The Director of or designee may generate a memorandum annually which sets forth the schedule of fees for uncompacted and compacted rollaway dumpsters, roll-off containers and whole tires per cubic yard service for Miami-Dade County Departments

The Director may establish direct bill services to non-waste collection service area customers that utilize Curbside Trash services in accordance with the rates set forth herein.

ATTACHMENT B

OTHER COLLECTION SERVICES	SERVICE DESCRIPTION	COLLECTION MODE	PICK-UPS	FEE COLLECTION	FEE
<b>Special/Violation Waste Collection</b>					
Special Curbside Trash Collection per cubic yard	Containerized Curbside Trash	Curbside	Upon request	Direct bill	<del>\$25.00</del> <u>27.00</u>
Violation Waste Removal per Cubic Yard	The minimum charge per occurrence is \$250.00, based on a five (5) cubic yard minimum charge	Curbside Trash	As Needed	Direct bill	<del>\$50.00</del> <u>53.00</u>
Waste Certification Fee (In accordance with Sec 15-28 (c) of the Miami Dade County Code	Each written certificate, certifying the amount of waste fees due upon any parcel of real property subject to payment of waste fees or certifying that no waste fees are due	n/a	n/a	Direct bill	\$60.00

OTHER COLLECTION SERVICES	SERVICE DESCRIPTION	COLLECTION MODE	PICK-UPS	FEE COLLECTION	FEE
<b>Schedule for Permitted Landscapers</b>					
Clean Yard Trash disposal by permitted landscaper at TRC (up to 6 cubic yards)	The minimum charge per TRC visit up the 6 cubic yards	Drop off		Direct bill <u>and/or electronic payment</u>	<del>\$ 26.88</del> <u>29.00</u>

Other Miscellaneous Services	Service Description	Fee Collection	Fee
<b>Application Review</b>			
Review of SW Facility Operating Permit	Resource recovery and management facility permit Application	DSWM	\$290.00
EXPEDITE Review of SW Facility Operating Permit	Resource recovery and management facility permit Application	DSWM	\$340.00
Review of Planning Application	Review to determine impact to waste collection and/or disposal service	DSWM	\$230.00
EXPEDITE Review of Planning Application	Review to determine impact to waste collection and/or disposal service	DSWM	\$280.00
Review of Annexation/ Incorporation Application	Review to determine impact to waste collection and/or disposal service	DSWM	\$290.00

	EXPEDITE Review of Annexation/ Incorporation Application	Review to determine impact to waste collection and/or disposal service	DSWM	\$340.00
--	--	--	------	----------

## Waste Permit Fees

Permit Fees	Service Description	Fee Collection	Fee
<b>Waste Permit Fees</b>			
General Hauler Permit	Annual Application/Renewal	DSWM	\$630.00
General Hauler Vehicle Registration	Annual Vehicle Registration	DSWM	\$74.00
Landscaper Permit	Annual Business Fee Application/Renewal	DSWM	\$236.00
Landscaper Vehicle Registration	Annual Vehicle Registration	DSWM	\$84.00
Tire Generator Permit	Annual Business Permit Application/Renewal	DSWM	\$26.00
Tire Generator Location	Annual per location fee	DSWM	\$79.00
Waste Tire Transporter Permit	Annual Business Fee Application/Renewal	DSWM	\$26.00
Waste Tire Transporter Vehicle Registration	Annual Vehicle Registration	DSWM	\$26.00
Delinquent Penalty (Late Renewal)	Per month late fee for past due accounts up to 1 year	DSWM	10% 1 <sup>st</sup> month. plus, additional 5% each month thereafter
Doing Business Without Permit	Operating Fee for permit accounts delinquent for more than 1 year.	DSWM	\$100 per year

## Civil Court Code Enforcement Processing Recovery Fees

<del>Court Administrative Fees</del> (Authorized by Chapter 8CC, Code of Miami-Dade County)	Description	Fee Collection	Fee
<b>Court Fees</b>			
Administrative Hearing Department Cost		MDC Finance Department, Credit and Collection Section MDC Clerk of Courts	130.00
Lien Release Fee		MDC Finance Department, Credit and Collection Section MDC Clerk of Courts	\$80.00
Payoff Letter		MDC Finance Department, Credit and Collection Section MDC Clerk of Courts	\$55.00

**ATTACHMENT B**

	Posting of Notices		<u>MDC Finance Department, Credit and Collection Section</u> <u>MDC Clerk of Courts</u>	\$25.00
	Lien Cancellation Notices		<u>MDC Finance Department, Credit and Collection Section</u> <u>MDC Clerk of Courts</u>	\$25.00
	Photographs, Reports or Other Exhibits		<u>MDC Finance Department, Credit and Collection Section</u> <u>MDC Clerk of Courts</u>	Actual Cost
	County Attorney's Fees		<u>MDC Finance Department, Credit and Collection Section</u> <u>MDC Clerk of Courts</u>	Actual Cost
	Other Court Filing Fees (each document)		<u>MDC Finance Department, Credit and Collection Section</u> <u>MDC Clerk of Courts</u>	Actual Cost
	<u>Continuing Penalties</u>		<u>MDC Finance Department, Credit and Collection Section</u>	<u>Actual Cost</u>

	<b>Returned Check charges per check</b> (Authorized by F/S/ 932/07 (2017))	<b>Description</b>	<b>Fee Collection</b>	<b>Fee</b>
	If face value of check does not exceed \$50.00			\$25.00
	If face value of check exceeds \$50.00 but does not exceed \$300.00			\$30.00
	If face value of check exceeds \$300.00			\$40.00 or an amount up to 5% of the check, whichever is greater

## Waste Disposal Services

	<b>Disposal System Fees</b>	<b>Service Description</b>	<b>Fee Collection</b>	<b>Fee</b>	
	<b>Waste Disposal</b>			Per Ton	
	Contract Disposal Fee (per ton)	Waste delivery to Disposal Facilities (Contract rate)	Direct Bill	<del>\$66.75</del> <u>68.77</u>	
	Non-Contract Disposal Fee (per ton)	Waste delivery to Disposal Facilities (Non-contract rate)	Direct Bill	<del>\$97.77</del> <u>102.66</u>	
	Transfer fee (per ton)	Waste delivery to Transfer Station (added to Disposal Fee)	Direct Bill	<del>\$44.60</del> <u>15.04</u>	
	<u>Non-Contract Transfer fee (per ton)</u>	<u>Waste delivery to Transfer Station (added to Disposal Fee)</u>	<u>Direct Bill</u>	<u>\$15.33</u>	
	Waste Tires (per ton)	Acceptance of Waste Tires	Direct Bill	\$114.18	
	Asbestos (per ton)	Acceptance of Asbestos	Direct Bill	\$100.00	
				<b>Adopted Range</b>	
				<b>Min</b>	<b>Max</b>
	Material Suitable for landfill cover (per ton)	Prior approval is mandatory; otherwise standard rates apply(2)	Direct Bill	\$1.00	\$32.00

ATTACHMENT B

	Other			
	Special Handling Fee (per load)	Other solid waste requiring special handling (added to Disposal Fee)	Direct Bill	<del>\$74,477.88</del>
	Safety Vest	Safety Vest sold at scale houses. Safety vests are required at all disposal sites (landfills and transfer stations)	Direct Bill	\$3.00
	Disposal Facility Fee (Sec. 15-25.2)	15% of prior month WCSA waste fees charged	Due monthly	
	Clean Yard Trash Disposal per cubic yard, by Permitted Landscaper at a Disposal Facility;	Clean Yard Trash conversion factor of 0.121 tons per cubic yard		<del>\$8,098.32</del>

In the event that the scale(s) at the disposal facilities are unavailable, the disposal fee will be based on the total cubic yard payload capacity of the vehicle converted to tons using the Schedules of Weights and Measures that are available at the Clerk of the Board.

- (1) Reserve Account (Emergency) fee will not be assessed for FY ~~2021-22~~2022-23.
- (2) Soil-like material with limited use applications as determined by the Director of Solid Waste Management based on appearance, structural characteristics, and/or physical contents. Receipt of this material is subject to the needs of the Department at the landfill only. Prior arrangement is required. Non-conforming material will be charged at the full tipping fee or may be rejected.

**I.O. No.:** 4-141  
**Ordered:** 09/20/22  
**Effective:** 10/01/22

MIAMI-DADE COUNTY  
IMPLEMENTING ORDER

ELECTIONS DEPARTMENT FEES

**AUTHORITY:**

The Miami-Dade County Home Rule Charter, including, among others, Sections 1.01, 8.01, and 8.02, and Sections 99.097 and 100.371, Florida Statutes, and Section 12-23 of the Code of Miami-Dade County.

**SUPERSEDES:**

**POLICY:**

This Implementing Order establishes a schedule of fees for petition verification processing services.

**FEE SCHEDULE:**

The fee schedule adopted by this Implementing Order is attached hereto and made a part hereof. The official fee schedule is also filed with and subject to the approval of the Board of County Commissioners and on file with the Clerk thereof. Fees that are charged by the Elections Department shall be the same as those listed in the official fee schedule on file with the Clerk of the County Commission.

This Implementing Order is hereby submitted to the Board of County Commissioners of Miami-Dade County, Florida.

Approved by the County Attorney as  
to form and legal sufficiency \_\_\_\_\_

**ELECTIONS DEPARTMENT FEE  
SCHEDULE**

The Miami-Dade County Elections Department shall charge and collect fees for the items and rates listed in the following schedule:

<b>Service</b>	<b>Fee</b>
Petition Verification Processing for Constitutional Amendments Proposed by Initiative	<b>\$0.94 per signature</b>
All Other Petition Verification Processing	<b>As provided in Section 99.097, Florida Statutes</b>



I.O. No.: 4-107  
Ordered: 09/~~28~~20/202~~1~~2  
Effective: 10/01/202~~1~~2

MIAMI-DADE COUNTY  
IMPLEMENTING ORDER

FEE SCHEDULE FOR REGULATORY AND ECONOMIC RESOURCES DEPARTMENT  
CONSUMER PROTECTION SERVICES

**AUTHORITY:**

The Miami-Dade County Home Rule Charter, including among others Sections 1.01 and 2.02A; Chapter 8A, Articles III, VIIA, XVI, XVII, XVIII, XX, XXII; Chapter 8AA, Article II; [Chapter 17D](#); Chapter 22; Chapter 30, Article III; and Chapter 11A, Article IX of the Code of Miami-Dade County.

**SUPERSEDES:**

This Implementing Order supersedes Implementing Order 4-107, ordered September ~~17~~28, ~~2020~~2021 and effective October 1, ~~2020~~2021.

**POLICY:**

This Implementing Order establishes a schedule of fees to be assessed and collected by the Regulatory and Economic Resources Department to cover the cost of processing permits, licenses, registrations, limited authorizations, certificates, decals and applications; performing inspections; and providing other services.

**FEE SCHEDULE:**

The fee schedule adopted by this Implementing Order is attached hereto and made a part hereof.

This Implementing Order is hereby submitted to the Board of County Commissioners of Miami-Dade County, Florida.

County Mayor

Approved by the County Attorney as  
to form and legal sufficiency:

\_\_\_\_\_

Regulatory and Economic Resources Department Fee Schedule:  
Consumer Protection Services

Fees effective October 1, 2024~~2~~

The following regulatory and application fees are non-refundable, unless otherwise stated, and are separate from any occupational license fee that may be applicable.

**I. LOCKSMITH – Chapter 8A – Article XVII**

Effective July 1, 2021, Section 163.211, Florida Statutes, preempts local licensing of occupations unless otherwise authorized by general law. This preemption applies to the following locksmith-related licenses issued by the Consumer Protection Division: Locksmith Business Registration; Locksmith Apprentice Permit; and Certified Locksmith Certification. Therefore, for such licenses, applicants seeking a new or renewed license between October 1, 2022 and June 30, 2023 will be issued said license with an expiration date of July 1, 2023. The fee paid for any such license will be prorated on a monthly basis to cover only the licensure period between the date of issuance or renewal and the statutory July 1, 2023 expiration date. The following fees shall be in effect through ~~September 30~~ July 1, 2023. ~~Each October 1 thereafter, the fees shall be increased by the percentage increase in the Consumer Price Index during the preceding year, rounded up to the nearest \$1 increment.~~

**A. Locksmith Business Registration**

- |   |                                    |
|---|------------------------------------|
| 1) Initial and Annual Renewal Registration<br>Fee (per business location)                     | \$ <del>407.00</del> <u>428.00</u> |
| 2) Late Fee for renewal of registration after expiration<br>date (in addition to Renewal Fee) |                                    |
| 50% of Initial and Annual Renewal Fee   |                                    |
| 3) Replacement of Registration Certificate  | \$ <del>19.00</del> <u>20.00</u>   |

**B. Locksmith Certificate and Permit**

The following fees shall be in effect through ~~September 30~~ July 1, 2023. ~~Each October 1 thereafter, the fees shall be increased by the percentage increase in the Consumer Price Index during the preceding year, rounded up to the nearest \$1 increment.~~

Permits and certificates shall take effect on the date they are approved by the Director.

- |   |                                  |
|---|----------------------------------|
| 1) Apprentice Permit  |                                  |
| a) Initial and Annual Renewal Fee                                       | \$ <del>32.00</del> <u>34.00</u> |
| b) Late Fee for Renewal of permit after<br>expiration date (in addition |                                  |

to Renewal Fee)

50% of Initial and Annual Renewal Fee

c) Replacement of Apprentice Permit	\$	<del>9.00</del> <u>10.00</u>
-------------------------------------	----	------------------------------

2) Certified Locksmith Certification

a) Initial and Annual Renewal Fee	\$	<del>42.00</del> <u>45.00</u>
-----------------------------------	----	-------------------------------

b) Late Fee for Renewal of Certification after expiration date (in addition to Renewal Fee)

50% of Initial and Annual Renewal Fee

c) Replacement of Certified Locksmith Certification	\$	<del>9.00</del> <u>10.00</u>
---	----	------------------------------

## II. MOTOR VEHICLE REPAIR – Chapter 8A – Article VIIA

Registrations, certificates, and permits shall take effect on the date they are approved by the Director.

### A. Motor Vehicle Repair Shop Registration

The following fees shall be in effect through September 30, 202~~2~~3. Each October 1 thereafter, the fees shall be increased by the percentage increase in the Consumer Price Index during the preceding year, rounded up to the nearest \$1 increment.

1) Initial and Annual Renewal Fee (per business location)	\$	<del>336.00</del> <u>353.00</u>
---	----	---------------------------------

2) Late Fee for Renewal of Registration after Expiration (in addition to Renewal Fee)

50% of Initial and Annual Renewal Fee

3) Replacement of Registration	\$	<del>19.00</del> <u>20.00</u>
--------------------------------	----	-------------------------------

### B. Mechanic/Technician Certificate or Apprentice Permit

The following fees shall be in effect through September 30, 202~~2~~3. Each October 1 thereafter, the fees shall be increased by the percentage increase in the Consumer Price Index during the preceding year, rounded up to the nearest \$1 increment.

1) Apprentice Permit or Certificate for Specialty or Master Mechanic,  
Motor Vehicle Body Repair Technician, or  
Motor Vehicle Paint Technician

a) Initial and Annual Renewal Fee \$ ~~42.00~~45.00

b) Late Fee for Renewal of Certificate  
after Expiration (in addition to Renewal Fee)  
  
50% of Initial and Annual Renewal Fee

c) Replacement of Certificate \$ ~~9.00~~10.00

### III. MOVING – Chapter 8A - Article XVI

The following fees shall be in effect through September 30, 202~~2~~3. Each October 1 thereafter, the fees shall be increased by the percentage increase in the Consumer Price Index during the preceding year, rounded up to the nearest \$1 increment.

A. Initial and Annual Renewal Registration Fee \$ ~~520.00~~546.00

B. Late Fee for Renewal of Registration  
after Expiration (in addition to Renewal Fee)  
  
50% of Initial and Annual Renewal Fee

C. Replacement of Registration Certificate \$ ~~19.00~~20.00

D. Moving Decal Fee \$ ~~68.00~~72.00

### IV. TOWING – Chapter 30 – Article - III

The following fees are non-refundable; however, license and decal fees paid for additional trucks which have not been inspected by the Department shall be refunded if the licensee withdraws the truck prior to inspection.

The following fees shall be in effect through September 30, 202~~2~~3. Each October 1 thereafter, the fees shall increase by the percentage increase in the Consumer Price Index during the preceding year, rounded up to the nearest \$1 increment.

a. Towing Company License Fees

1) Initial and -Annual Renewal Fee

a) Company with one tow truck  
(includes one truck decal) \$ ~~429.00~~451.00

b) Each additional truck \$ ~~164.00~~173.00

- 2) Late Fee for Renewal of License of company after expiration (in addition to Renewal Fee)

50% of Initial and Annual Renewal Fee

- 3) Replacement of License \$ ~~49.00~~20.00

- b. Tow Truck Decal Fees

- 1) Initial and Renewal Fee \$ ~~98.00~~103.00  
for each additional Tow Truck

- 2) Replacement of Decal \$ ~~83.00~~88.00

#### V. WATER REMETERING – Chapter 8A – Article XVIII

- a. Initial and Annual Renewal Registration Fee  
(Per Unit)

- 1) Owner of Remetered Property \$ 5.00

Effective July 1, 2021, Section 163.211, Florida Statutes, preempts local licensing of occupations unless otherwise authorized by general law. This preemption applies to the Water Remeterer License issued by the Consumer Protection Division. Therefore, for such license and the following fees, applicants seeking a new or renewed license between October 1, 2022 and June 30, 2023 will be issued said license with an expiration date of July 1, 2023. The fee paid for any such license will be prorated on a monthly basis to cover only the licensure period between the date of issuance or renewal and the statutory July 1, 2023 expiration date. The following fees shall be in effect through ~~September 30~~July 1, 2023. ~~Each October 1 thereafter, the fees shall be increased by the percentage increase in the Consumer Price Index during the preceding year, rounded up to the nearest \$1 increment.~~

- 2) Remeterer \$ ~~352.00~~370.00

- b. Late Fee for Renewal of Registration after expiration date (in addition to Renewal Fee)

50% of Initial and Annual Renewal Registration Fee

- c. Replacement of Registration Certificate \$ ~~49.00~~20.00

#### VI. SHOPPING CART – Chapter 8A – Section 8A-76(b)

This fee schedule establishes filing fees associated with petitions seeking an exemption from posting required notices on shopping carts.

The following fees shall be in effect through September 30, 202~~23~~. Each October 1 thereafter, the fees shall increase by the percentage increase in the Consumer Price Index during the preceding year, rounded up to the nearest \$1 increment.

A. Petition involving one store location	\$	<del>73.00</del> <u>77.00</u>
B. Petition for each additional store location	\$	<del>37.00</del> <u>39.00</u>

#### VII. MOTOR VEHICLE TITLE LOANS – Chapter 8A- Article III

The following fees shall be in effect through September 30, 202~~23~~. Each October 1 thereafter, the fees shall increase by the percentage increase in the Consumer Price Index during the preceding year, rounded up to the nearest \$1 increment.

A. Motor Vehicle Title Loan Business License Fees		
1) Initial Application and License Fee	\$	<del>1,912.00</del> <u>2,008.00</u>
2) Biannual Renewal Fee	\$	<del>1,459.00</del> <u>1,532.00</u>
3) Reactivation Fee (in addition to the Biannual Renewal Fee within 90 days of expiration)	\$	<del>321.00</del> <u>338.00</u>
4) Replacement of License	\$	<del>19.00</del> <u>20.00</u>

#### VIII. IMMOBILIZATION OF MOTOR VEHICLES – Chapter 30 – Article III

The following fees shall be in effect through September 30, 202~~23~~. Each October 1 thereafter, the fees shall increase by the percentage increase in the Consumer Price Index during the preceding year, rounded up to the nearest \$1 increment.

A. Immobilization Company License Fees		
1) Initial and Annual Renewal Fee	\$	<del>763.00</del> <u>802.00</u>
2) Late Fee for Renewal of License of company after expiration <del>50% of Initial (in addition to     Renewal Fee) and Annual Renewal Fee</del>  <u>50% of Initial (in addition to Renewal Fee)     and Annual Renewal Fee</u>		
3) Replacement of License	\$	<del>19.00</del> <u>20.00</u>
B. Immobilization Individual license Fees		
1) Initial and Annual Renewal Fee	\$	<del>127.00</del> <u>134.00</u>
2) Late Fee for Renewal of License of Individual after expiration <del>50% of Initial (in addition to</del>		

Renewal Fee) and Annual Renewal Fee

50% of Initial (in addition to Renewal Fee)  
and Annual Renewal Fee

3) Replacement of License \$ ~~9.00~~10.00

**IX. ADMINISTRATIVE RECOVERY FEES – Chapter 8A - Article I, III, VIIA, XVI, XVII, XVIII, XIX, XX, XXII; Chapter 8AA-Article II, Chapter 21 – Article IV; Chapter 22; Chapter 30, Article III.**

The following fees are for administrative, licensing, collection and enforcement related activities necessary beyond the issuance of civil citations under Chapter 8CC.

A. Collection Processing Fees

1) Case Processing Fee	\$	Actual Cost
2) Lien Processing Fee	\$	Actual Cost
3) Lien Recording Fee	\$	Actual Cost
4) Lien Cancellation Fee	\$	Actual Cost
5) Research Fee	\$	Actual Cost
6) Inspection (each) when in excess of two	\$	75.00

B. Interest charges at the rate of 12% per year, as amended by the Board of County Commissioners from time to time, may be assessed in addition to any other penalties.

C. Background Check \$ Actual Cost

D. Notary Fee \$ 7.00

E. Administrative Hearing \$ 85.00

F. Special Event reimbursement \$ Actual Cost

G. Agricultural Tours reimbursement \$ Actual Cost

H. Special Set Wage Theft Hearing

1) Half Day	\$	400.00
2) Full Day	\$	800.00

**X. REGISTRATION OF DOMESTIC PARTNERSHIP – Chapter 11A – Article IX**

The following fees shall be in effect through September 30, 202~~2~~3. Each October 1 thereafter, the fees shall increase by the percentage increase in the Consumer Price Index during the preceding year, rounded up to the nearest \$1 increment.

A. Domestic Partnership Declaration Fees

1) Initial Registration \$ ~~68.00~~72.00

2) Amendment	\$	<del>36.00</del> <u>38.00</u>
3) Termination	\$	<del>36.00</del> <u>38.00</u>
4) Document Replacement	\$	<del>9.00</del> <u>10.00</u>
5) Additional Certificate	\$	<del>10.00</del> <u>9.00</u>

#### XI. REGISTRATION OF PAIN MANAGEMENT CLINICS – Chapter 8A, Article XX

Effective July 1, 2021, Section 163.211, Florida Statutes, preempts local licensing of occupations unless otherwise authorized by general law. This preemption applies to the Pain Management Clinic Registration issued by the Consumer Protection Division. Therefore, applicants seeking a new or renewed Registration between October 1, 2022 and June 30, 2023 will be issued said Registration with an expiration date of July 1, 2023. The fee paid for any such Registration will be prorated on a monthly basis to cover only the licensure period between the date of issuance or renewal and the statutory July 1, 2023 expiration date. The following fees shall be in effect through September 30, July 1, 2023. Each October 1 thereafter, the fees shall increase by the percentage increase in the Consumer Price Index during the preceding year, rounded up to the nearest \$1 increment.

A. Initial and Annual Renewal Registration Fee	\$	<del>385.00</del> <u>405.00</u>
B. Late Fee for Renewal of Registration after Expiration (in addition to Renewal Fee) 50% of Initial and Annual Renewal Fee		
C. Replacement of Registration Certificate	\$	<del>49.00</del> <u>20.00</u>

#### XII. REGISTRATION OF PERSONAL INJURY PROTECTION MEDICAL PROVIDERS – Chapter 8A, Article XXII

Effective July 1, 2021, Section 163.211, Florida Statutes, preempts local licensing of occupations unless otherwise authorized by general law. This preemption applies to the Personal Injury Protection Medical Provider Registration issued by the Consumer Protection Division. Therefore, applicants seeking a new or renewed Registration between October 1, 2022 and June 30, 2023 will be issued said Registration with an expiration date of July 1, 2023. The fee paid for any such Registration will be prorated on a monthly basis to cover only the licensure period between the date of issuance or renewal and the statutory July 1, 2023 expiration date. The following fees shall be in effect through September 30, July 1, 2023. Each October 1 thereafter, the fees shall increase by the percentage increase in the Consumer Price Index during the preceding year, rounded up to the nearest \$1 increment.

A. Initial and Annual Renewal Registration Fee	\$	<del>509.00</del> <u>535.00</u>
B. Late Fee for Renewal of Registration after Expiration (in addition to Renewal Fee)		



50% of Initial and Annual Renewal Fee

C. Replacement of Registration Certificate	\$	<del>19.00</del> <u>20.00</u>
--	----	-------------------------------

**XIII. LATE FEE WAIVERS**

- A. *Declared emergencies.* Upon a declaration of a state of emergency by the Governor of the State of Florida, the Mayor of Miami-Dade County, or the Miami-Dade County Board of County Commissioners, applicable to any portion of Miami-Dade County, or due to extenuating circumstances related to an individual renewal applicant, the Director of the Regulatory and Economic Resources Department or the Director's designee shall have the authority to waive any of the late fees listed in this fee schedule if the renewal period for the underlying license, registration, permit, certificate or the like occurs during the period of declared emergency.
- B. *All other periods.* During any period of time for which there has been no declaration of a state of emergency, the Director or the Director's designee may, as a one-time courtesy, waive any late fee listed herein for renewal applicants that are otherwise in good standing with the Department and who have filed a late application for renewal of any license, registration, permit, certificate or the like covered by this fee schedule. The one-time courtesy waiver shall not prohibit a subsequent waiver of any other late fee allowed pursuant to the emergency declaration provision in paragraph A. above.

**XIV. REGISTRATION OF COMMUNITY ASSOCIATIONS – Chapter 17D**

<u>A. Initial and Annual Renewal Fee for Community Associations with 25 or less residential units/parcels</u>	<u>\$-50.00</u>
---	-----------------

<u>B. Initial and Annual Renewal Fee for Community Associations with more than 25 residential units/parcels</u>	
---	--

<u>1. Association Registration Fee</u>	<u>\$50.00</u>
--	----------------

<u>2. Per unit/parcel registration Fee</u>	<u>\$-1.50</u>
--	----------------

I.O. No.: 4-110

Ordered:

09/~~28~~22/~~2021~~2022

Effective:

10/01/~~2021~~2022

MIAMI-DADE COUNTY  
IMPLEMENTING ORDER

SCHEDULE OF RATES, FEES AND CHARGES FOR MIAMI-DADE WATER AND SEWER  
DEPARTMENT

**AUTHORITY:**

The Miami-Dade County Home Rule Charter, including among others, Sections 1.01 and 2.02A, and Chapters 2 and 32 of the Code of Miami-Dade County.

**SUPERSEDES:**

This Implementing Order (IO) supersedes IO 4-110 ordered September ~~17~~28, ~~2020~~2021 and effective October 1, ~~2020~~2021. This IO is ordered on September ~~28~~22, ~~2021~~2022 and is effective on October 1, ~~2021~~2022.

**POLICY:**

This Implementing Order provides a schedule of rates, fees and charges for water and sewer service.

**PROCEDURE:**

The Director of the Miami-Dade Water and Sewer Department shall be responsible for the billing and collection of rates, fees and charges and the delivery of the required services pursuant to Chapter 2 and 32 of the Code of Miami-Dade County and this Implementing Order. Every year, or earlier, if need be, the Director shall review all rates, fees and charges in terms of cost and recommend necessary changes to the County Mayor through this Implementing Order procedure.

**RATES, FEES AND CHARGES SCHEDULE:**

The schedule adopted by this Implementing Order is attached hereto and made a part hereof.

This Implementing Order is hereby submitted to the Board of County Commissioners of Miami-Dade County, Florida.

Approved by the County Attorney as  
to form and legal sufficiency \_\_\_\_\_

**MIAMI-DADE WATER AND SEWER DEPARTMENT  
SCHEDULE OF RATES**

**RESIDENTIAL CUSTOMER**

<b>WATER</b>	<u>Effective</u>	<u>Proposed</u>
<u>Monthly</u>	<u>October 1, 2021</u>	<u>October 1, 2022</u>
Meter Charge:		Monthly Charge
Meter Size		
5/8" plus 2,244 gallons (3ccf)	\$4.22	<u>\$4.43</u>
1" plus 2,244 gallons (3ccf)	\$13.74	<u>\$14.43</u>
1.5" plus 2,244 gallons (3ccf)	\$26.57	<u>\$27.90</u>
2" plus 2,244 gallons (3ccf)	\$41.96	<u>\$44.06</u>
3" plus 2,244 gallons (3ccf)	\$83.03	<u>\$87.18</u>
Flow Rate All Usage:		Monthly Charge
Usage per 100 cubic feet (ccf):		
4 to 17 ccf	\$3.4219	<u>\$3.5930</u>
18 ccf and over	\$8.2771	<u>\$8.6910</u>
Usage per 1,000 gallons:		
2,245 to 12,716 gallons	\$4.5747	<u>\$4.8034</u>
12,717 gallons and over	\$11.0657	<u>\$11.6190</u>
<b><u>Quarterly</u></b>		
Meter Charge:		Quarterly Charge
Meter Size:		
5/8" plus 6,732 gallons (9ccf)	\$12.66	<u>\$13.29</u>
1" plus 6,732 gallons (9ccf)	\$41.22	<u>\$43.29</u>
1.5" plus 6,732 gallons (9ccf)	\$79.71	<u>\$83.70</u>
2" plus 6,732 gallons (9ccf)	\$125.88	<u>\$132.18</u>
3" plus 6,732 gallons (9ccf)	\$249.09	<u>\$261.54</u>
Flow Rate All Usage:		Quarterly Charge
Usage per 100 cubic feet (ccf):		
10 to 51 ccf	\$3.4219	<u>\$3.5930</u>
52 ccf and over	\$8.2771	<u>\$8.6910</u>
Usage per 1,000 gallons:		
6,733 to 38,148 gallons	\$4.5747	<u>\$4.8034</u>
38,149 gallons and over	\$11.0657	<u>\$11.6190</u>

NOTE: 100 cubic feet (ccf) equals 748 gallons

Residential: a retail customer/account consisting of a single family residence or duplex being served by a common meter

**MIAMI-DADE WATER AND SEWER DEPARTMENT  
SCHEDULE OF RATES**

**MULTI-FAMILY DWELLINGS (MFD)**

<b>WATER</b>	<u>Effective</u>	<u>Proposed</u>
<u>Monthly</u>	<u>October 1, 2021</u>	<u>October 1, 2022</u>
Meter Charge: applied per unit		Monthly Charge
Meter Sizes 5/8" to 16" plus 2,244 gallons (3ccf):	<del>\$4.22</del>	<u>\$4.43</u>
Flow Rate All Usage Per Unit:		Monthly Charge
Usage per 100 cubic feet (ccf):		
4 ccf and over	<del>\$4.3923</del>	<u>\$4.6119</u>
Usage per 1,000 gallons:		
2,245 gallons and over	<del>\$5.8721</del>	<u>\$6.1657</u>
 <b><u>Quarterly</u></b>		
Meter Charge: applied per unit		Quarterly Charge
Meter Sizes 5/8" to 16" plus 6,732 gallons (9ccf):	<del>\$12.66</del>	<u>\$13.29</u>
Flow Rate All Usage Per Unit:		Quarterly Charge
Usage per 100 cubic feet (ccf):		
10 ccf and over	<del>\$4.3923</del>	<u>\$4.6119</u>
Usage per 1,000 gallons:		
6,733 gallons and over	<del>\$5.8721</del>	<u>\$6.1657</u>

NOTE: 100 cubic feet (ccf) equals 748 gallons

Multi-family: a retail customer/account consisting of more than two residential customers served by a common meter(s)

**MIAMI-DADE WATER AND SEWER DEPARTMENT  
SCHEDULE OF RATES**

**MIXED-USE BUILDINGS**

<b>WATER</b>	<u>Effective</u>	<u>Proposed</u>
<u>Monthly</u>	<u>October 1, 2021</u>	<u>October 1, 2022</u>
Meter Charge: applied per billing unit	Monthly Charge	
5/8" to 1.5" plus 2,244 gallons (3ccf)	<del>\$9.88</del>	<u>\$10.37</u>
2" plus 2,244 gallons (3ccf)	<del>\$12.09</del>	<u>\$12.69</u>
3" plus 2,244 gallons (3ccf)	<del>\$19.32</del>	<u>\$20.29</u>
4" to 6" plus 2,244 gallons (3ccf)	<del>\$20.97</del>	<u>\$22.02</u>
8" plus 2,244 gallons (3ccf)	<del>\$22.63</del>	<u>\$23.76</u>
10" plus 2,244 gallons (3ccf)	<del>\$23.46</del>	<u>\$24.63</u>
Flow Rate All Usage Per Billing Unit:	Monthly Charge	
Usage per 100 cubic feet (ccf):		
4 ccf and over	<del>\$4.3923</del>	<u>\$4.6119</u>
Usage per 1,000 gallons:		
2,245 gallons and over	<del>\$5.8721</del>	<u>\$6.1657</u>
 <b><u>Quarterly</u></b>		
Meter Charge: applied per billing unit	Quarterly Charge	
5/8" to 1.5" plus 6,732 gallons (9ccf)	<del>\$29.64</del>	<u>\$31.11</u>
2" plus 6,732 gallons (9ccf)	<del>\$36.27</del>	<u>\$38.07</u>
3" plus 6,732 gallons (9ccf)	<del>\$57.96</del>	<u>\$60.87</u>
4" to 6" plus 6,732 gallons (9ccf)	<del>\$62.91</del>	<u>\$66.06</u>
8" plus 6,732 gallons (9ccf)	<del>\$67.89</del>	<u>\$71.28</u>
10" plus 6,732 gallons (9ccf)	<del>\$70.38</del>	<u>\$73.89</u>
Flow Rate All Usage Per Billing Unit:	Quarterly Charge	
Usage per 100 cubic feet (ccf):		
10 ccf and over	<del>\$4.3923</del>	<u>\$4.6119</u>
Usage per 1,000 gallons:		
6,733 gallons and over	<del>\$5.8721</del>	<u>\$6.1657</u>

NOTE: 100 cubic feet (ccf) equals 748 gallons

MIXED USE: a retail customer/account consisting of more than two residential dwellings and non-residential activities served by a common meter in which permit application was submitted prior to October 1, 2016 (Ordinance No. 16-107)

BILLING UNIT: each residential unit within a mixed-use building shall be treated as one billing unit. All non-residential units within a mixed-use building shall collectively be treated as one billing unit.

**MIAMI-DADE WATER AND SEWER DEPARTMENT  
SCHEDULE OF RATES**

**NON-RESIDENTIAL CUSTOMERS**

<b>WATER</b>	<u>Effective</u>	<u>Proposed</u>
<u>Monthly</u>	<u>October 1, 2021</u>	<u>October 1, 2022</u>
Meter Charge:	Monthly Charge	
Meter Size		
5/8"	<del>\$3.32</del>	<u>\$3.49</u>
Flow Rate All Usage:	Monthly Charge	
Usage per 100 cubic feet (ccf):		
0 to 3 ccf	<del>\$0.4265</del>	<u>\$0.4478</u>
4 to 7 ccf	<del>\$3.6845</del>	<u>\$3.8687</u>
8 to 17 ccf	<del>\$4.9459</del>	<u>\$5.1932</u>
18 ccf and over	<del>\$8.7059</del>	<u>\$9.1412</u>
Usage per 1,000 gallons:		
0 to 2,244 gallons	<del>\$0.5702</del>	<u>\$0.5987</u>
2,245 to 5,236 gallons	<del>\$4.9258</del>	<u>\$5.1721</u>
5,237 to 12,716 gallons	<del>\$6.6121</del>	<u>\$6.9428</u>
12,717 gallons and over	<del>\$11.6389</del>	<u>\$12.2209</u>
Meter Charge:	Monthly Charge	
Meter Size		
1"	<del>\$14.12</del>	<u>\$14.83</u>
Flow Rate All Usage:	Monthly Charge	
Usage per 100 cubic feet (ccf):		
0 to 8 ccf	<del>\$0.4265</del>	<u>\$0.4478</u>
9 to 18 ccf	<del>\$3.6845</del>	<u>\$3.8687</u>
19 to 43 ccf	<del>\$4.9459</del>	<u>\$5.1932</u>
44 ccf and over	<del>\$8.7059</del>	<u>\$9.1412</u>
Usage per 1,000 gallons:		
0 to 5,984 gallons	<del>\$0.5702</del>	<u>\$0.5987</u>
5,985 to 13,464 gallons	<del>\$4.9258</del>	<u>\$5.1721</u>
13,465 to 32,164 gallons	<del>\$6.6121</del>	<u>\$6.9428</u>
32,165 gallons and over	<del>\$11.6389</del>	<u>\$12.2209</u>

NOTE: 100 cubic feet (ccf) equals 748 gallons

Non-Residential: a retail customer/account consisting of business, commercial, industrial use, or any combination thereof

**MIAMI-DADE WATER AND SEWER DEPARTMENT  
SCHEDULE OF RATES**

**NON-RESIDENTIAL CUSTOMERS**

<b>WATER</b>	<b><u>Effective</u></b>	<b><u>Proposed</u></b>
<b><u>Monthly</u></b>	<b><u>October 1, 2021</u></b>	<b><u>October 1, 2022</u></b>
Meter Charge:	Monthly Charge	
Meter Size		
1.5"	<del>\$28.24</del>	<u>\$29.65</u>
Flow Rate All Usage:	Monthly Charge	
Usage per 100 cubic feet (ccf):		
0 to 15 ccf	<del>\$0.4265</del>	<u>\$0.4478</u>
16 to 35 ccf	<del>\$3.6845</del>	<u>\$3.8687</u>
36 to 85 ccf	<del>\$4.9459</del>	<u>\$5.1932</u>
86 ccf and over	<del>\$8.7059</del>	<u>\$9.1412</u>
Usage per 1,000 gallons:		
0 to 11,220 gallons	<del>\$0.5702</del>	<u>\$0.5987</u>
11,221 to 26,180 gallons	<del>\$4.9258</del>	<u>\$5.1721</u>
26,181 to 63,580 gallons	<del>\$6.6121</del>	<u>\$6.9428</u>
63,581 gallons and over	<del>\$11.6389</del>	<u>\$12.2209</u>
Meter Charge:	Monthly Charge	
Meter Size		
2"	<del>\$45.16</del>	<u>\$47.42</u>
Flow Rate All Usage:	Monthly Charge	
Usage per 100 cubic feet (ccf):		
0 to 24 ccf	<del>\$0.4265</del>	<u>\$0.4478</u>
25 to 56 ccf	<del>\$3.6845</del>	<u>\$3.8687</u>
57 to 136 ccf	<del>\$4.9459</del>	<u>\$5.1932</u>
137 ccf and over	<del>\$8.7059</del>	<u>\$9.1412</u>
Usage per 1,000 gallons:		
0 to 17,952 gallons	<del>\$0.5702</del>	<u>\$0.5987</u>
17,953 to 41,888 gallons	<del>\$4.9258</del>	<u>\$5.1721</u>
41,889 to 101,728 gallons	<del>\$6.6121</del>	<u>\$6.9428</u>
101,729 gallons and over	<del>\$11.6389</del>	<u>\$12.2209</u>

NOTE: 100 cubic feet (ccf) equals 748 gallons

Non-Residential: a retail customer/account consisting of business, commercial, industrial use, or any combination thereof

**MIAMI-DADE WATER AND SEWER DEPARTMENT  
SCHEDULE OF RATES**

**NON-RESIDENTIAL CUSTOMERS**

<b>WATER</b>	<u>Effective</u>	<u>Proposed</u>
<u>Monthly</u>	<u>October 1, 2021</u>	<u>October 1, 2022</u>
Meter Charge:	Monthly Charge	
Meter Size		
3"	\$90.34	<u>\$94.86</u>
Flow Rate All Usage:	Monthly Charge	
Usage per 100 cubic feet (ccf):		
0 to 48 ccf	\$0.4265	<u>\$0.4478</u>
49 to 112 ccf	\$3.6845	<u>\$3.8687</u>
113 to 272 ccf	\$4.9459	<u>\$5.1932</u>
273 ccf and over	\$8.7059	<u>\$9.1412</u>
Usage per 1,000 gallons:		
0 to 35,904 gallons	\$0.5702	<u>\$0.5987</u>
35,905 to 83,776 gallons	\$4.9258	<u>\$5.1721</u>
83,777 to 203,456 gallons	\$6.6121	<u>\$6.9428</u>
203,457 gallons and over	\$11.6389	<u>\$12.2209</u>
Meter Charge:	Monthly Charge	
Meter Size		
4"	\$141.15	<u>\$148.21</u>
Flow Rate All Usage:	Monthly Charge	
Usage per 100 cubic feet (ccf):		
0 to 75 ccf	\$0.4265	<u>\$0.4478</u>
76 to 175 ccf	\$3.6845	<u>\$3.8687</u>
176 to 425 ccf	\$4.9459	<u>\$5.1932</u>
426 ccf and over	\$8.7059	<u>\$9.1412</u>
Usage per 1,000 gallons:		
0 to 56,100 gallons	\$0.5702	<u>\$0.5987</u>
56,101 to 130,900 gallons	\$4.9258	<u>\$5.1721</u>
130,901 to 317,900 gallons	\$6.6121	<u>\$6.9428</u>
317,901 gallons and over	\$11.6389	<u>\$12.2209</u>

NOTE: 100 cubic feet (ccf) equals 748 gallons

Non-Residential: a retail customer/account consisting of business, commercial, industrial use, or any combination thereof



**MIAMI-DADE WATER AND SEWER DEPARTMENT  
SCHEDULE OF RATES**

**NON-RESIDENTIAL CUSTOMERS**

<b>WATER</b>	<b><u>Effective</u></b>	<b><u>Proposed</u></b>
<b><u>Monthly</u></b>	<b><u>October 1, 2021</u></b>	<b><u>October 1, 2022</u></b>
Meter Charge:	Monthly Charge	
Meter Size		
6"	<del>\$282.27</del>	<u>\$296.38</u>
Flow Rate All Usage:	Monthly Charge	
Usage per 100 cubic feet (ccf):		
0 to 150 ccf	<del>\$0.4265</del>	<u>\$0.4478</u>
151 to 350 ccf	<del>\$3.6845</del>	<u>\$3.8687</u>
351 to 850 ccf	<del>\$4.9459</del>	<u>\$5.1932</u>
851 ccf and over	<del>\$8.7059</del>	<u>\$9.1412</u>
Usage per 1,000 gallons:		
0 to 112,200 gallons	<del>\$0.5702</del>	<u>\$0.5987</u>
112,201 to 261,800 gallons	<del>\$4.9258</del>	<u>\$5.1721</u>
261,801 to 635,800 gallons	<del>\$6.6121</del>	<u>\$6.9428</u>
635,801 gallons and over	<del>\$11.6389</del>	<u>\$12.2209</u>
Meter Charge:	Monthly Charge	
Meter Size		
8"	<del>\$451.65</del>	<u>\$474.23</u>
Flow Rate All Usage:	Monthly Charge	
Usage per 100 cubic feet (ccf):		
0 to 240 ccf	<del>\$0.4265</del>	<u>\$0.4478</u>
241 to 560 ccf	<del>\$3.6845</del>	<u>\$3.8687</u>
561 ccf to 1,360 ccf	<del>\$4.9459</del>	<u>\$5.1932</u>
1,361 ccf and over	<del>\$8.7059</del>	<u>\$9.1412</u>
Usage per 1,000 gallons:		
0 to 179,520 gallons	<del>\$0.5702</del>	<u>\$0.5987</u>
179,521 to 418,880 gallons	<del>\$4.9258</del>	<u>\$5.1721</u>
418,881 to 1,017,280 gallons	<del>\$6.6121</del>	<u>\$6.9428</u>
1,017,281 gallons and over	<del>\$11.6389</del>	<u>\$12.2209</u>

NOTE: 100 cubic feet (ccf) equals 748 gallons

Non-Residential: a retail customer/account consisting of business, commercial, industrial use, or any combination thereof

**MIAMI-DADE WATER AND SEWER DEPARTMENT  
SCHEDULE OF RATES**

**NON-RESIDENTIAL CUSTOMERS**

<b>WATER</b>	<b><u>Effective</u></b>	<b><u>Proposed</u></b>
<b><u>Monthly</u></b>	<b><u>October 1, 2021</u></b>	<b><u>October 1, 2022</u></b>
Meter Charge:	Monthly Charge	
Meter Size		
10"	\$649.25	<u>\$681.71</u>
Flow Rate All Usage:	Monthly Charge	
Usage per 100 cubic feet (ccf):		
0 to 345 ccf	\$0.4265	<u>\$0.4478</u>
346 to 805 ccf	\$3.6845	<u>\$3.8687</u>
806 to 1,955 ccf	\$4.9459	<u>\$5.1932</u>
1,956 ccf and over	\$8.7059	<u>\$9.1412</u>
Usage per 1,000 gallons:		
0 to 258,060 gallons	\$0.5702	<u>\$0.5987</u>
258,061 to 602,140 gallons	\$4.9258	<u>\$5.1721</u>
602,141 to 1,462,340 gallons	\$6.6121	<u>\$6.9428</u>
1,462,341 gallons and over	\$11.6389	<u>\$12.2209</u>
Meter Charge:	Monthly Charge	
Meter Size		
12"	<del>\$1,213.81</del>	<u>\$1,274.50</u>
Flow Rate All Usage:	Monthly Charge	
Usage per 100 cubic feet (ccf):		
0 to 645 ccf	\$0.4265	<u>\$0.4478</u>
646 to 1,505 ccf	\$3.6845	<u>\$3.8687</u>
1506 to 3,655 ccf	\$4.9459	<u>\$5.1932</u>
3,656 ccf and over	\$8.7059	<u>\$9.1412</u>
Usage per 1,000 gallons:		
0 to 482,460 gallons	\$0.5702	<u>\$0.5987</u>
482,461 to 1,125,740 gallons	\$4.9258	<u>\$5.1721</u>
1,125,741 to 2,733,940 gallons	\$6.6121	<u>\$6.9428</u>
2,733,941 gallons and over	\$11.6389	<u>\$12.2209</u>

NOTE: 100 cubic feet (ccf) equals 748 gallons

Non-Residential: a retail customer/account consisting of business, commercial, industrial use, or any combination thereof

**MIAMI-DADE WATER AND SEWER DEPARTMENT  
SCHEDULE OF RATES**

**NON-RESIDENTIAL CUSTOMERS**

<b>WATER</b>	<b><u>Effective</u></b>	<b><u>Proposed</u></b>
<b><u>Monthly</u></b>	<b><u>October 1, 2021</u></b>	<b><u>October 1, 2022</u></b>
Meter Charge:	Monthly Charge	
Meter Size		
14"	<del>\$2,258.23</del>	<u>\$2,371.14</u>
Flow Rate All Usage:	Monthly Charge	
Usage per 100 cubic feet (ccf):		
0 to 1,200 ccf	<del>\$0.4265</del>	<u>\$0.4478</u>
1,201 to 2,800 ccf	<del>\$3.6845</del>	<u>\$3.8687</u>
2,801 to 6,800 ccf	<del>\$4.9459</del>	<u>\$5.1932</u>
6,801 ccf and over	<del>\$8.7059</del>	<u>\$9.1412</u>
Usage per 1,000 gallons:		
0 to 897,600 gallons	<del>\$0.5702</del>	<u>\$0.5987</u>
897,601 to 2,094,400 gallons	<del>\$4.9258</del>	<u>\$5.1721</u>
2,094,401 to 5,086,400 gallons	<del>\$6.6121</del>	<u>\$6.9428</u>
5,086,401 gallons and over	<del>\$11.6389</del>	<u>\$12.2209</u>
Meter Charge:	Monthly Charge	
Meter Size		
16"	<del>\$3,105.08</del>	<u>\$3,260.33</u>
Flow Rate All Usage:	Monthly Charge	
Usage per 100 cubic feet (ccf):		
0 to 1,650 ccf	<del>\$0.4265</del>	<u>\$0.4478</u>
1,651 to 3,850 ccf	<del>\$3.6845</del>	<u>\$3.8687</u>
3,851 to 9,350 ccf	<del>\$4.9459</del>	<u>\$5.1932</u>
9,351 ccf and over	<del>\$8.7059</del>	<u>\$9.1412</u>
Usage per 1,000 gallons:		
0 to 1,234,200 gallons	<del>\$0.5702</del>	<u>\$0.5987</u>
1,234,201 to 2,879,800 gallons	<del>\$4.9258</del>	<u>\$5.1721</u>
2,879,801 to 6,993,800 gallons	<del>\$6.6121</del>	<u>\$6.9428</u>
6,993,801 gallons and over	<del>\$11.6389</del>	<u>\$12.2209</u>

NOTE: 100 cubic feet (ccf) equals 748 gallons

Non-Residential: a retail customer/account consisting of business, commercial, industrial use, or any combination thereof

**MIAMI-DADE WATER AND SEWER DEPARTMENT  
SCHEDULE OF RATES**

**NON-RESIDENTIAL CUSTOMERS**

<b>WATER</b>	<b><u>Effective</u></b>	<b><u>Proposed</u></b>
<b><u>Monthly</u></b>	<b><u>October 1, 2021</u></b>	<b><u>October 1, 2022</u></b>
<u>Meter Charge:</u>	<u>Monthly Charge</u>	
<u>Meter Size</u>		
<u>20"</u>		<u>\$5,086.69</u>
<u>Flow Rate All Usage:</u>	<u>Monthly Charge</u>	
<u>Usage per 100 cubic feet (ccf):</u>		
<u>0 to 2,574 ccf</u>		<u>\$0.4478</u>
<u>2,575 to 6,006 ccf</u>		<u>\$3.8687</u>
<u>6,007 to 14,586 ccf</u>		<u>\$5.1932</u>
<u>14,587 ccf and over</u>		<u>\$9.1412</u>
<u>Usage per 1,000 gallons:</u>		
<u>0 to 1,925,352 gallons</u>		<u>\$0.5987</u>
<u>1,925,353 to 4,492,488 gallons</u>		<u>\$5.1721</u>
<u>4,492,489 to 10,910,328 gallons</u>		<u>\$6.9428</u>
<u>10,910,329 gallons and over</u>		<u>\$12.2209</u>
<u>Meter Charge:</u>	<u>Monthly Charge</u>	
<u>Meter Size</u>		
<u>24"</u>		<u>\$11,433.81</u>
<u>Flow Rate All Usage:</u>	<u>Monthly Charge</u>	
<u>Usage per 100 cubic feet (ccf):</u>		
<u>0 to 3,708 ccf</u>		<u>\$0.4478</u>
<u>3,709 to 8,652 ccf</u>		<u>\$3.8687</u>
<u>8,653 to 21,012 ccf</u>		<u>\$5.1932</u>
<u>21,013 ccf and over</u>		<u>\$9.1412</u>
<u>Usage per 1,000 gallons:</u>		
<u>0 to 2,773,584 gallons</u>		<u>\$0.5987</u>
<u>2,773,585 to 6,471,696 gallons</u>		<u>\$5.1721</u>
<u>6,471,697 to 15,716,976 gallons</u>		<u>\$6.9428</u>
<u>15,716,977 gallons and over</u>		<u>\$12.2209</u>

NOTE: 100 cubic feet (ccf) equals 748 gallons

Non-Residential: a retail customer/account consisting of business, commercial, industrial use, or any combination thereof

**MIAMI-DADE WATER AND SEWER DEPARTMENT  
SCHEDULE OF RATES**

**NON-RESIDENTIAL CUSTOMERS**

<b>WATER</b>	<b><u>Effective</u></b>	<b><u>Proposed</u></b>
<b><u>Quarterly</u></b>	<b><u>October 1, 2021</u></b>	<b><u>October 1, 2022</u></b>
Meter Charge:	Quarterly Charge	
Meter Size		
5/8"	\$9.96	<u>\$10.47</u>
Flow Rate All Usage:	Quarterly Charge	
Usage per 100 cubic feet (ccf):		
0 to 9 ccf	\$0.4265	<u>\$0.4478</u>
10 to 21 ccf	\$3.6845	<u>\$3.8687</u>
22 to 51 ccf	\$4.9459	<u>\$5.1932</u>
52 ccf and over	\$8.7059	<u>\$9.1412</u>
Usage per 1,000 gallons:		
0 to 6,732 gallons	\$0.5702	<u>\$0.5987</u>
6,733 to 15,708 gallons	\$4.9258	<u>\$5.1721</u>
15,709 to 38,148 gallons	\$6.6121	<u>\$6.9428</u>
38,149 gallons and over	\$11.6389	<u>\$12.2209</u>
Meter Charge:	Quarterly Charge	
Meter Size		
1"	\$42.36	<u>\$44.49</u>
Flow Rate All Usage:	Quarterly Charge	
Usage per 100 cubic feet (ccf):		
0 to 24 ccf	\$0.4265	<u>\$0.4478</u>
25 to 54 ccf	\$3.6845	<u>\$3.8687</u>
55 to 129 ccf	\$4.9459	<u>\$5.1932</u>
130 ccf and over	\$8.7059	<u>\$9.1412</u>
Usage per 1,000 gallons:		
0 to 17,952 gallons	\$0.5702	<u>\$0.5987</u>
17,953 gallons to 40,392 gallons	\$4.9258	<u>\$5.1721</u>
40,393 to 96,492 gallons	\$6.6121	<u>\$6.9428</u>
96,493 gallons and over	\$11.6389	<u>\$12.2209</u>

NOTE: 100 cubic feet (ccf) equals 748 gallons

Non-Residential: a retail customer/account consisting of business, commercial, industrial use, or any combination thereof

**MIAMI-DADE WATER AND SEWER DEPARTMENT  
SCHEDULE OF RATES**

**NON-RESIDENTIAL CUSTOMERS**

<b>WATER</b>	<u>Effective</u>	<u>Proposed</u>
<u>Quarterly</u>	<u>October 1, 2021</u>	<u>October 1, 2022</u>
Meter Charge:	Quarterly Charge	
Meter Size		
1.5"	\$84.72	<u>\$88.95</u>
Flow Rate All Usage:	Quarterly Charge	
Usage per 100 cubic feet (ccf):		
0 to 45 ccf	\$0.4265	<u>\$0.4478</u>
46 to 105 ccf	\$3.6845	<u>\$3.8687</u>
106 to 255 ccf	\$4.9459	<u>\$5.1932</u>
256 ccf and over	\$8.7059	<u>\$9.1412</u>
Usage per 1,000 gallons:		
0 to 33,660 gallons	\$0.5702	<u>\$0.5987</u>
33,661 to 78,540 gallons	\$4.9258	<u>\$5.1721</u>
78,541 to 190,740 gallons	\$6.6121	<u>\$6.9428</u>
190,741 gallons and over	\$11.6389	<u>\$12.2209</u>
Meter Charge:	Quarterly Charge	
Meter Size		
2"	\$135.48	<u>\$142.26</u>
Flow Rate All Usage:	Quarterly Charge	
Usage per 100 cubic feet (ccf):		
0 to 72 ccf	\$0.4265	<u>\$0.4478</u>
73 to 168 ccf	\$3.6845	<u>\$3.8687</u>
169 to 408 ccf	\$4.9459	<u>\$5.1932</u>
409 ccf and over	\$8.7059	<u>\$9.1412</u>
Usage per 1,000 gallons:		
0 to 53,856 gallons	\$0.5702	<u>\$0.5987</u>
53,857 to 125,664 gallons	\$4.9258	<u>\$5.1721</u>
125,665 to 305,184 gallons	\$6.6121	<u>\$6.9428</u>
305,185 gallons and over	\$11.6389	<u>\$12.2209</u>

NOTE: 100 cubic feet (ccf) equals 748 gallons

Non-Residential: a retail customer/account consisting of business, commercial, industrial use, or any combination thereof

**MIAMI-DADE WATER AND SEWER DEPARTMENT  
SCHEDULE OF RATES**

**NON-RESIDENTIAL CUSTOMERS**

<b>WATER</b>	<b><u>Effective</u></b>	<b><u>Proposed</u></b>
<b><u>Quarterly</u></b>	<b><u>October 1, 2021</u></b>	<b><u>October 1, 2022</u></b>
Meter Charge:	Quarterly Charge	
Meter Size		
3"	\$271.02	<u>\$284.58</u>
Flow Rate All Usage:	Quarterly Charge	
Usage per 100 cubic feet (ccf):		
0 to 144 ccf	\$0.4265	<u>\$0.4478</u>
145 to 336 ccf	\$3.6845	<u>\$3.8687</u>
337 to 816 ccf	\$4.9459	<u>\$5.1932</u>
817 ccf and over	\$8.7059	<u>\$9.1412</u>
Usage per 1,000 gallons:		
0 to 107,712 gallons	\$0.5702	<u>\$0.5987</u>
107,713 to 251,328 gallons	\$4.9258	<u>\$5.1721</u>
251,329 to 610,368 gallons	\$6.6121	<u>\$6.9428</u>
610,369 gallons and over	\$11.6389	<u>\$12.2209</u>
Meter Charge:	Quarterly Charge	
Meter Size		
4"	\$423.45	<u>\$444.63</u>
Flow Rate All Usage:	Quarterly Charge	
Usage per 100 cubic feet (ccf):		
0 to 225 ccf	\$0.4265	<u>\$0.4478</u>
226 to 525 ccf	\$3.6845	<u>\$3.8687</u>
526 to 1,275 ccf	\$4.9459	<u>\$5.1932</u>
1,276 ccf and over	\$8.7059	<u>\$9.1412</u>
Usage per 1,000 gallons:		
0 to 168,300 gallons	\$0.5702	<u>\$0.5987</u>
168,301 to 392,700 gallons	\$4.9258	<u>\$5.1721</u>
392,701 to 953,700 gallons	\$6.6121	<u>\$6.9428</u>
953,701 gallons and over	\$11.6389	<u>\$12.2209</u>

NOTE: 100 cubic feet (ccf) equals 748 gallons

Non-Residential: a retail customer/account consisting of business, commercial, industrial use, or any combination thereof

**MIAMI-DADE WATER AND SEWER DEPARTMENT  
SCHEDULE OF RATES**

**NON-RESIDENTIAL CUSTOMERS**

<b>WATER</b>	<b><u>Effective</u></b>	<b><u>Proposed</u></b>
<b><u>Quarterly</u></b>	<b><u>October 1, 2021</u></b>	<b><u>October 1, 2022</u></b>
Meter Charge:	Quarterly Charge	
Meter Size		
6"	\$846.81	<u>\$889.14</u>
Flow Rate All Usage:	Quarterly Charge	
Usage per 100 cubic feet (ccf):		
0 to 450 ccf	\$0.4265	<u>\$0.4478</u>
451 to 1,050 ccf	\$3.6845	<u>\$3.8687</u>
1,051 to 2,550 ccf	\$4.9459	<u>\$5.1932</u>
2,551 ccf and over	\$8.7059	<u>\$9.1412</u>
Usage per 1,000 gallons:		
0 to 336,600 gallons	\$0.5702	<u>\$0.5987</u>
336,601 to 785,400 gallons	\$4.9258	<u>\$5.1721</u>
785,401 to 1,907,400 gallons	\$6.6121	<u>\$6.9428</u>
1,907,401 gallons and over	\$11.6389	<u>\$12.2209</u>
Meter Charge:	Quarterly Charge	
Meter Size		
8"	\$1,354.95	<u>\$1,422.69</u>
Flow Rate All Usage:	Quarterly Charge	
Usage per 100 cubic feet (ccf):		
0 to 720 ccf	\$0.4265	<u>\$0.4478</u>
721 to 1,680 ccf	\$3.6845	<u>\$3.8687</u>
1,681 to 4,080 ccf	\$4.9459	<u>\$5.1932</u>
4,081 ccf and over	\$8.7059	<u>\$9.1412</u>
Usage per 1,000 gallons:		
0 to 538,560 gallons	\$0.5702	<u>\$0.5987</u>
538,561 to 1,256,640 gallons	\$4.9258	<u>\$5.1721</u>
1,256,641 to 3,051,840 gallons	\$6.6121	<u>\$6.9428</u>
3,051,841 gallons and over	\$11.6389	<u>\$12.2209</u>

NOTE: 100 cubic feet (ccf) equals 748 gallons

Non-Residential: a retail customer/account consisting of business, commercial, industrial use, or any combination thereof



**MIAMI-DADE WATER AND SEWER DEPARTMENT  
SCHEDULE OF RATES**

**NON-RESIDENTIAL CUSTOMERS**

<b>WATER</b>	<b><u>Effective</u></b>	<b><u>Proposed</u></b>
<b><u>Quarterly</u></b>	<b><u>October 1, 2021</u></b>	<b><u>October 1, 2022</u></b>
Meter Charge:	Quarterly Charge	
Meter Size		
10"	\$1,947.75	<u>\$2,045.13</u>
Flow Rate All Usage:	Quarterly Charge	
Usage per 100 cubic feet (ccf):		
0 to 1,035 ccf	\$0.4265	<u>\$0.4478</u>
1,036 to 2,415 ccf	\$3.6845	<u>\$3.8687</u>
2,416 to 5,865 ccf	\$4.9459	<u>\$5.1932</u>
5,866 ccf and over	\$8.7059	<u>\$9.1412</u>
Usage per 1,000 gallons:		
0 to 774,180 gallons	\$0.5702	<u>\$0.5987</u>
774,181 to 1,806,420 gallons	\$4.9258	<u>\$5.1721</u>
1,806,421 to 4,387,020 gallons	\$6.6121	<u>\$6.9428</u>
4,387,021 gallons and over	\$11.6389	<u>\$12.2209</u>
Meter Charge:	Quarterly Charge	
Meter Size		
12"	\$3,641.43	<u>\$3,823.50</u>
Flow Rate All Usage:	Quarterly Charge	
Usage per 100 cubic feet (ccf):		
0 to 1,935 ccf	\$0.4265	<u>\$0.4478</u>
1,936 to 4,515 ccf	\$3.6845	<u>\$3.8687</u>
4,516 to 10,965 ccf	\$4.9459	<u>\$5.1932</u>
10,966 ccf and over	\$8.7059	<u>\$9.1412</u>
Usage per 1,000 gallons:		
0 to 1,447,380 gallons	\$0.5702	<u>\$0.5987</u>
1,447,381 to 3,377,220 gallons	\$4.9258	<u>\$5.1721</u>
3,377,221 to 8,201,820 gallons	\$6.6121	<u>\$6.9428</u>
8,201,821 gallons and over	\$11.6389	<u>\$12.2209</u>

NOTE: 100 cubic feet (ccf) equals 748 gallons

Non-Residential: a retail customer/account consisting of business, commercial, industrial use, or any combination thereof

**MIAMI-DADE WATER AND SEWER DEPARTMENT  
SCHEDULE OF RATES**

**NON-RESIDENTIAL CUSTOMERS**

<b>WATER</b>	<b>Effective</b>	<b>Proposed</b>
<b><u>Quarterly</u></b>	<b><u>October 1, 2021</u></b>	<b><u>October 1, 2022</u></b>
Meter Charge:	Quarterly Charge	
Meter Size		
14"	\$6,774.69	<u>\$7,113.42</u>
Flow Rate All Usage:	Quarterly Charge	
Usage per 100 cubic feet (ccf):		
0 to 3,600 ccf	\$0.4265	<u>\$0.4478</u>
3,601 to 8,400 ccf	\$3.6845	<u>\$3.8687</u>
8,401 to 20,400 ccf	\$4.9459	<u>\$5.1932</u>
20,401 ccf and over	\$8.7059	<u>\$9.1412</u>
Usage per 1,000 gallons:		
0 to 2,692,800 gallons	\$0.5702	<u>\$0.5987</u>
2,692,801 to 6,283,200 gallons	\$4.9258	<u>\$5.1721</u>
6,283,201 to 15,259,200 gallons	\$6.6121	<u>\$6.9428</u>
15,259,201 gallons and over	\$11.6389	<u>\$12.2209</u>
Meter Charge:	Quarterly Charge	
Meter Size		
16"	\$9,315.24	<u>\$9,780.99</u>
Flow Rate All Usage:	Quarterly Charge	
Usage per 100 cubic feet (ccf):		
0 to 4,950 ccf	\$0.4265	<u>\$0.4478</u>
4,951 to 11,550 ccf	\$3.6845	<u>\$3.8687</u>
11,551 to 28,050 ccf	\$4.9459	<u>\$5.1932</u>
28,051 ccf and over	\$8.7059	<u>\$9.1412</u>
Usage per 1,000 gallons:		
0 to 3,702,600 gallons	\$0.5702	<u>\$0.5987</u>
3,702,601 to 8,639,400 gallons	\$4.9258	<u>\$5.1721</u>
8,639,401 to 20,981,400 gallons	\$6.6121	<u>\$6.9428</u>
20,981,401 gallons and over	\$11.6389	<u>\$12.2209</u>

NOTE: 100 cubic feet (ccf) equals 748 gallons

Non-Residential: a retail customer/account consisting of business, commercial, industrial use, or any combination thereof

**MIAMI-DADE WATER AND SEWER DEPARTMENT  
SCHEDULE OF RATES**

**NON-RESIDENTIAL CUSTOMERS**

<b>WATER</b>	<b><u>Effective</u></b>	<b><u>Proposed</u></b>
<b><u>Quarterly</u></b>	<b><u>October 1, 2021</u></b>	<b><u>October 1, 2022</u></b>
<u>Meter Charge:</u>	<u>Quarterly Charge</u>	
<u>Meter Size</u>		
<u>20"</u>		<u>\$15,260.07</u>
<u>Flow Rate All Usage:</u>	<u>Quarterly Charge</u>	
<u>Usage per 100 cubic feet (ccf):</u>		
<u>0 to 7,722 ccf</u>		<u>\$0.4478</u>
<u>7,723 to 18,018 ccf</u>		<u>\$3.8687</u>
<u>18,019 to 43,758 ccf</u>		<u>\$5.1932</u>
<u>43,759 ccf and over</u>		<u>\$9.1412</u>
<u>Usage per 1,000 gallons:</u>		
<u>0 to 5,776,056 gallons</u>		<u>\$0.5987</u>
<u>5,776,057 to 13,477,464 gallons</u>		<u>\$5.1721</u>
<u>13,477,465 to 32,730,984 gallons</u>		<u>\$6.9428</u>
<u>32,730,985 gallons and over</u>		<u>\$12.2209</u>
<u>Meter Charge:</u>	<u>Quarterly Charge</u>	
<u>Meter Size</u>		
<u>24"</u>		<u>\$34,301.43</u>
<u>Flow Rate All Usage:</u>	<u>Quarterly Charge</u>	
<u>Usage per 100 cubic feet (ccf):</u>		
<u>0 to 11,124 ccf</u>		<u>\$0.4478</u>
<u>11,125 to 25,956 ccf</u>		<u>\$3.8687</u>
<u>25,957 to 63,036ccf</u>		<u>\$5.1932</u>
<u>63,037 ccf and over</u>		<u>\$9.1412</u>
<u>Usage per 1,000 gallons:</u>		
<u>0 to 8,320,752 gallons</u>		<u>\$0.5987</u>
<u>8,320,753 to 19,415,088 gallons</u>		<u>\$5.1721</u>
<u>19,415,089 to 47,150,928 gallons</u>		<u>\$6.9428</u>
<u>47,150,929 gallons and over</u>		<u>\$12.2209</u>

NOTE: 100 cubic feet (ccf) equals 748 gallons

Non-Residential: a retail customer/account consisting of business, commercial, industrial use, or any combination thereof

**MIAMI-DADE WATER AND SEWER DEPARTMENT  
SCHEDULE OF RATES**

**RESIDENTIAL CUSTOMERS**

<b>WASTEWATER DISPOSAL</b>	<b>Effective</b>	<b>Proposed</b>
<b><u>Monthly</u></b>	<b><u>October 1, 2021</u></b>	<b><u>October 1, 2022</u></b>
Base Facility Charge (based on water meter size):	Monthly Charge	
Meter Size		
5/8" plus 2,244 gallons (3ccf)	\$7.19	<u>\$7.55</u>
1" plus 2,244 gallons (3ccf)	\$19.65	<u>\$20.63</u>
1.5" plus 2,244 gallons (3ccf)	\$37.35	<u>\$39.22</u>
2" plus 2,244 gallons (3ccf)	\$58.59	<u>\$61.52</u>
3" plus 2,244 gallons (3ccf)	\$115.20	<u>\$120.96</u>
Flow Rate All Usage:	Monthly Charge	
Usage per 100 cubic feet (ccf): 4 ccf and over	\$6.8172	<u>\$7.1581</u>
Usage per 1,000 gallons: 2,245 gallons and over	\$9.1139	<u>\$9.5696</u>
 <b><u>Quarterly</u></b>		
Base Facility Charge (based on water meter size):	Quarterly Charge	
Meter Size		
5/8" plus 6,732 gallons (9ccf)	\$21.57	<u>\$22.65</u>
1" plus 6,732 gallons (9ccf)	\$58.95	<u>\$61.89</u>
1.5" plus 6,732 gallons (9ccf)	\$112.05	<u>\$117.66</u>
2" plus 6,732 gallons (9ccf)	\$175.77	<u>\$184.56</u>
3" plus 6,732 gallons (9ccf)	\$345.60	<u>\$362.88</u>
Flow Rate All Usage:	Quarterly Charge	
Usage per 100 cubic feet (ccf): 10 ccf and over	\$6.8172	<u>\$7.1581</u>
Usage per 1,000 gallons: 6,733 gallons and over	\$9.1139	<u>\$9.5696</u>

NOTE: 100 cubic feet (ccf) equals 748 gallons

Residential: a retail customer/account consisting of a single family residence or duplex being served by a common meter

MIAMI-DADE WATER AND SEWER DEPARTMENT  
SCHEDULE OF RATES

MULTI-FAMILY DWELLINGS (MFD)

<b>WASTEWATER DISPOSAL</b>	<b><u>Effective</u></b>	<b><u>Proposed</u></b>
<b><u>Monthly</u></b>	<b><u>October 1, 2021</u></b>	<b><u>October 1, 2022</u></b>
	Monthly Charge	
Base Facility Charge: based on water meter size; applied per unit 5/8" to 16" plus 2,244 gallons (3ccf):	<del>\$7.19</del>	<u>\$7.55</u>
Flow Rate All Usage Per Unit:	Monthly Charge	
Usage per 100 cubic feet (ccf): 4 ccf and over	<del>\$6.8172</del>	<u>\$7.1581</u>
Usage per 1,000 gallons: 2,245 gallons and over	<del>\$9.1139</del>	<u>\$9.5696</u>
	Quarterly Charge	
Base Facility Charge: based on water meter size; applied per unit 5/8" to 16" plus 6,732 gallons (9ccf):	<del>\$21.57</del>	<u>\$22.65</u>
Flow Rate All Usage Per Unit:	Quarterly Charge	
Usage per 100 cubic feet (ccf): 10 ccf and over	<del>\$6.8172</del>	<u>\$7.1581</u>
Usage per 1,000 gallons: 6,733 gallons and over	<del>\$9.1139</del>	<u>\$9.5696</u>

NOTE: 100 cubic feet (ccf) equals 748 gallons

Multi-family: a retail customer/account consisting of more than two residential customers served by a common meter(s)

**MIAMI-DADE WATER AND SEWER DEPARTMENT  
SCHEDULE OF RATES**

**MIXED-USE BUILDINGS**

<b>WASTEWATER DISPOSAL</b>	<b><u>Effective</u></b>	<b><u>Proposed</u></b>
<b><u>Monthly</u></b>	<b><u>October 1, 2021</u></b>	<b><u>October 1, 2022</u></b>
Base Facility Charge: based on water meter size; applied per billing unit	Monthly Charge	
5/8" to 1.5" plus 2,244 gallons (3ccf)	\$11.28	<u>\$11.84</u>
2" plus 2,244 gallons (3ccf)	\$13.55	<u>\$14.23</u>
3" plus 2,244 gallons (3ccf)	\$20.75	<u>\$21.79</u>
4" to 6" plus 2,244 gallons (3ccf)	\$22.43	<u>\$23.55</u>
8" plus 2,244 gallons (3ccf)	\$24.12	<u>\$25.33</u>
10" plus 2,244 gallons (3ccf)	\$24.96	<u>\$26.21</u>
Flow Rate All Usage Per Billing Unit:	Monthly Charge	
Usage per 100 cubic feet (ccf):		
4 ccf and over	\$6.8172	<u>\$7.1581</u>
Usage per 1,000 gallons:		
2,245 gallons and over	\$9.1139	<u>\$9.5696</u>
<b><u>Quarterly</u></b>		
Base Facility Charge: based on water meter size; applied per billing unit	Quarterly Charge	
5/8" to 1.5" plus 6,732 gallons (9ccf)	\$33.84	<u>\$35.52</u>
2" plus 6,732 gallons (9ccf)	\$40.65	<u>\$42.69</u>
3" plus 6,732 gallons (9ccf)	\$62.25	<u>\$65.37</u>
4" to 6" plus 6,732 gallons (9ccf)	\$67.29	<u>\$70.65</u>
8" plus 6,732 gallons (9ccf)	\$72.36	<u>\$75.99</u>
10" plus 6,732 gallons (9ccf)	\$74.88	<u>\$78.63</u>
Flow Rate All Usage Per Billing Unit:	Quarterly Charge	
Usage per 100 cubic feet (ccf):		
10 ccf and over	\$6.8172	<u>\$7.1581</u>
Usage per 1,000 gallons:		
6,733 gallons and over	\$9.1139	<u>\$9.5696</u>

NOTE: 100 cubic feet (ccf) equals 748 gallons

MIXED USE: a retail customer/account consisting of more than two residential dwellings and non-residential activities served by a common meter in which permit application was submitted prior to October 1, 2016 (Ordinance No. 16-107)

BILLING UNIT: each residential unit within a mixed-use building shall be treated as one billing unit. All non-residential units within a mixed-use building shall collectively be treated as one billing unit.

**MIAMI-DADE WATER AND SEWER DEPARTMENT  
SCHEDULE OF RATES**

**NON-RESIDENTIAL CUSTOMER**

<b>WASTEWATER DISPOSAL</b>	<b>Effective</b>	<b>Proposed</b>
<u>Monthly</u>	<u>October 1, 2021</u>	<u>October 1, 2022</u>
Base Facility Charge based on water meter size	Monthly Charge	
5/8"	\$5.24	<u>\$5.50</u>
1"	\$19.47	<u>\$20.44</u>
1.5"	\$38.93	<u>\$40.88</u>
2"	\$62.30	<u>\$65.42</u>
3"	\$124.57	<u>\$130.80</u>
4"	\$194.66	<u>\$204.39</u>
6"	\$389.34	<u>\$408.81</u>
8"	\$622.93	<u>\$654.08</u>
10"	\$895.46	<u>\$940.23</u>
12"	\$1,674.13	<u>\$1,757.84</u>
14"	\$3,114.67	<u>\$3,270.40</u>
16"	\$4,282.68	<u>\$4,496.81</u>
<u>20"</u>		<u>\$7,015.83</u>
<u>24"</u>		<u>\$10,107.89</u>
Flow Rate All Usage:	Monthly Charge	
Usage per 100 cubic feet (ccf):		
0 to 3 ccf	\$1.4735	<u>\$1.5472</u>
4 ccf and over	\$6.9769	<u>\$7.3257</u>
Usage per 1,000 gallons:		
0 to 2,244 gallons	\$1.9699	<u>\$2.0684</u>
2,245 gallons and over	\$9.3274	<u>\$9.7937</u>

NOTE: 100 cubic feet (ccf) equals 748 gallons

Non-Residential: a retail customer/account consisting of business, commercial, industrial use, or any combination thereof, including

dewatering  
123

MIAMI-DADE WATER AND SEWER DEPARTMENT  
SCHEDULE OF RATES

NON-RESIDENTIAL CUSTOMER

<b>WASTEWATER DISPOSAL</b>	<u>Effective</u>	<u>Proposed</u>
<u>Quarterly</u>	<u>October 1, 2021</u>	<u>October 1, 2022</u>
Base Facility Charge: based on water meter size	Quarterly Charge	
5/8"	\$15.72	<u>\$16.50</u>
1"	\$58.41	<u>\$61.32</u>
1.5"	\$116.79	<u>\$122.64</u>
2"	\$186.90	<u>\$196.26</u>
3"	\$373.71	<u>\$392.40</u>
4"	\$583.98	<u>\$613.17</u>
6"	\$1,168.02	<u>\$1,226.43</u>
8"	\$1,868.79	<u>\$1,962.24</u>
10"	\$2,686.38	<u>\$2,820.69</u>
12"	\$5,022.39	<u>\$5,273.52</u>
14"	\$9,344.01	<u>\$9,811.20</u>
16"	\$12,848.04	<u>\$13,490.43</u>
<u>20"</u>		<u>\$21,047.49</u>
<u>24"</u>		<u>\$30,323.67</u>

Flow Rate All Usage:	Quarterly Charge	
Usage per 100 cubic feet (ccf):		
0 to 9 ccf	\$1.4735	<u>\$1.5472</u>
10 ccf and over	\$6.9769	<u>\$7.3257</u>
Usage per 1,000 gallons:		
0 to 6,732 gallons	\$1.9699	<u>\$2.0684</u>
6,733 gallons and over	\$9.3274	<u>\$9.7937</u>

NOTE: 100 cubic feet (ccf) equals 748 gallons

Non-Residential: a retail customer/account consisting of business, commercial, industrial use, or any combination thereof, including

dewatering  
124



MIAMI-DADE WATER AND SEWER DEPARTMENT  
SCHEDULE OF RATES

WHOLESALE CUSTOMERS

	<u>Effective</u> <u>October 1, 2021</u>	<u>Proposed</u> <u>October 1, 2022</u>
<b>WATER</b>		
Wholesale Customers:		
Flow Rate Per 1,000 gallons	\$1.8644	<u>\$1.9273</u>
 <b>WASTEWATER</b>		
Rates for Wet Season (May 1 to October 31 Annually)		
Flow Rate Per 1,000 gallons	<del>\$3.9084</del>	<u>\$4.2100</u>
Rates for Dry Season (November 1 to April 30 Annually)		
Flow Rate Per 1,000 gallons	<del>\$3.0398</del>	<u>\$3.2744</u>

**MIAMI-DADE WATER AND SEWER DEPARTMENT  
SCHEDULE OF RATES**

**RESIDENTIAL, MULTI-FAMILY DWELLINGS, MIXED-USE BUILDINGS, AND NON-RESIDENTIAL CUSTOMERS**

<b>WATER</b>	<u>Effective</u> <u>October 1, 2021</u>	<u>Proposed</u> <u>October 1, 2022</u>
Miami-Dade County (MDC) Water Conservation Surcharge: (During South Florida Water Management District (SFWMD) water restrictions, flow usage rate of the fourth tier will be priced as follows):		
<b><u>RESIDENTIAL</u></b>		
Usage Flows Starting on 4th Rate Block per 100 cubic feet (ccf):		
Permanent or Phase I of Water Restrictions Imposed by (SFWMD)	\$8.2771	<u>\$8.6910</u>
Phase II of Water Restrictions Imposed by (SFWMD)	\$9.9325	<u>\$10.4292</u>
Phase III of Water Restrictions Imposed by (SFWMD)	\$11.5880	<u>\$12.1674</u>
Phase IV of Water Restrictions Imposed by (SFWMD)	\$13.2434	<u>\$13.9056</u>
Usage Flows Starting on 4th Rate Block per 1,000 gallons (gal):		
Permanent or Phase I of Water Restrictions Imposed by (SFWMD)	\$11.0657	<u>\$11.6190</u>
Phase II of Water Restrictions Imposed by (SFWMD)	\$13.2788	<u>\$13.9428</u>
Phase III of Water Restrictions Imposed by (SFWMD)	\$15.4920	<u>\$16.2666</u>
Phase IV of Water Restrictions Imposed by (SFWMD)	\$17.7051	<u>\$18.5904</u>
<b><u>MULTI-FAMILY DWELLINGS AND MIXED-USE BUILDINGS</u></b>		
Usage Flows Starting on 4th Rate Block per 100 cubic feet (ccf):		
Permanent or Phase I of Water Restrictions Imposed by (SFWMD)	\$4.3923	<u>\$4.6119</u>
Phase II of Water Restrictions Imposed by (SFWMD)	\$5.2708	<u>\$5.5343</u>
Phase III of Water Restrictions Imposed by (SFWMD)	\$6.1492	<u>\$6.4567</u>
Phase IV of Water Restrictions Imposed by (SFWMD)	\$7.0278	<u>\$7.3791</u>
Usage Flows Starting on 4th Rate Block per 1,000 gallons (gal):		
Permanent or Phase I of Water Restrictions Imposed by (SFWMD)	\$5.8721	<u>\$6.1657</u>
Phase II of Water Restrictions Imposed by (SFWMD)	\$7.0465	<u>\$7.3988</u>
Phase III of Water Restrictions Imposed by (SFWMD)	\$8.2209	<u>\$8.6320</u>
Phase IV of Water Restrictions Imposed by (SFWMD)	\$9.3954	<u>\$9.8651</u>
<b><u>NON-RESIDENTIAL</u></b>		
Usage Flows Starting on 4th Rate Block per 100 cubic feet (ccf):		
Permanent or Phase I of Water Restrictions Imposed by (SFWMD)	\$8.7059	<u>\$9.1412</u>
Phase II of Water Restrictions Imposed by (SFWMD)	\$10.4471	<u>\$10.9695</u>
Phase III of Water Restrictions Imposed by (SFWMD)	\$12.1883	<u>\$12.7978</u>
Phase IV of Water Restrictions Imposed by (SFWMD)	\$13.9294	<u>\$14.6259</u>
Usage Flows Starting on 4th Rate Block per 1,000 gallons (gal):		
Permanent or Phase I of Water Restrictions Imposed by (SFWMD)	\$11.6389	<u>\$12.2209</u>
Phase II of Water Restrictions Imposed by (SFWMD)	\$13.9667	<u>\$14.6651</u>
Phase III of Water Restrictions Imposed by (SFWMD)	\$16.2945	<u>\$17.1093</u>
Phase IV of Water Restrictions Imposed by (SFWMD)	\$18.6222	<u>\$19.5534</u>
Miami Springs System Improvement Surcharge	22.58%	22.58%
<b>WASTEWATER</b>		
Miami Springs System Improvement Surcharge	45.27%	45.27%

**MIAMI-DADE WATER AND SEWER DEPARTMENT  
SCHEDULE OF WATER FEES AND CHARGES**

**WATER**

Effective  
October 1, 2021

Proposed  
October 1, 2022

**1. Oversizing Credits**

Pipe Size	Credit Per Linear Foot	Credit Per Each Butterfly Valve	Credit Per Linear Foot	Credit Per Each Butterfly Valve
8" to 12"	(\$9.00)	(\$470.00)	(\$9.00)	(\$470.00)
8" to 16"	(\$19.00)	(\$3,197.00)	(\$19.00)	(\$3,197.00)
8" to 20"	(\$31.00)	(\$7,415.00)	(\$31.00)	(\$7,415.00)
8" to 24"	(\$44.00)	(\$8,256.00)	(\$44.00)	(\$8,256.00)
8" to 30"	(\$81.00)	(\$19,722.00)	(\$81.00)	(\$19,722.00)
8" to 36"	(\$93.00)	(\$24,742.00)	(\$93.00)	(\$24,742.00)
12" to 16"	(\$11.00)	(\$2,728.00)	(\$11.00)	(\$2,728.00)
12" to 20"	(\$23.00)	(\$6,946.00)	(\$23.00)	(\$6,946.00)
12" to 24"	(\$36.00)	(\$7,787.00)	(\$36.00)	(\$7,787.00)
12" to 30"	(\$61.00)	(\$19,253.00)	(\$61.00)	(\$19,253.00)
12" to 36"	(\$84.00)	(\$24,273.00)	(\$84.00)	(\$24,273.00)

**2. Developer Payment/Credit for New Water Service Installation for Existing Property Use****Pipe Size**

1" (single service)	(\$1,800.00)	(\$1,800.00)
1" (dual service)	(\$1,800.00)	(\$1,800.00)
2" (single service)	(\$2,500.00)	(\$2,500.00)

**Water Allocation Certification**

Initial Certification	\$90.00	\$90.00
Re-Certification	\$30.00	\$30.00

**4. Construction Connection Charge**

Pipe Size	Rate Per Front Foot	Rate Per Front Foot
8"	\$30.00	\$30.00
12" (12-inch base size only)	\$35.00	\$35.00
16" (16-inch base size only)	\$42.00	\$42.00

**5. Service Installation Fees****Service Size**

1" (5/8" meter-twin off or second meter in existing dual box)	\$850.00	\$850.00
1" (single - 5/8" or 1" meter)	\$1,200.00	\$1,200.00
1" (dual - two 5/8" meters)	\$1,700.00	\$1,700.00
2" (single - 2" meter)	\$2,500.00	\$2,500.00
Greater than 2"	Actual Cost	Actual Cost

**NOTE:** The above fees will apply for all typical service installations. However, the Department reserves the right to charge its actual costs for atypical service installation.

**MIAMI-DADE WATER AND SEWER DEPARTMENT  
SCHEDULE OF WATER FEES AND CHARGES**

<b>WATER</b>	<u>Effective</u> <u>October 1, 2021</u>	<u>Proposed</u> <u>October 1, 2022</u>		
<b>6. Floating / Temporary Portable Meter Guarantee Deposit</b>				
<b>Meter Size</b>				
1"	\$1,500.00	\$1,500.00		
2" and Above	\$2,500.00	\$2,500.00		
<b>NOTE:</b> The above deposits do not earn simple interest.				
<b>7. Fire Protection Water Service Rates</b>	<b>Monthly</b>	<b>Quarterly</b>	<b>Monthly</b>	<b>Quarterly</b>
<b>Size of Fire Line Connection</b>				
2"	\$2.25	\$6.75	\$2.25	\$6.75
3"	\$4.00	\$12.00	\$4.00	\$12.00
4"	\$7.00	\$21.00	\$7.00	\$21.00
6"	\$11.50	\$34.50	\$11.50	\$34.50
8"	\$15.00	\$45.00	\$15.00	\$45.00
10"	\$23.00	\$69.00	\$23.00	\$69.00
12"	\$30.00	\$90.00	\$30.00	\$90.00
<b>8. Fire Hydrant Service Charge</b>				
Per month		\$0.80		\$0.80
Per quarter		\$2.40		\$2.40
<b>9. Connection Charge Rate</b>				
Per average daily gallon		\$1.39		\$1.39
<b>10. Basic Customer Service Fees</b>				
<b>A. Deposit</b>				
Residential-based on customer's credit analysis and payment history		\$0.00 to \$100.00		\$0.00 to \$100.00
Commercial - monthly	Amount based on 2.5 times the anticipated monthly billing with a minimum charge of \$50.00		Amount based on 2.5 times the anticipated monthly billing with a minimum charge of \$50.00	
Commercial - quarterly	Amount based on 1.5 times the anticipated quarterly billing with a minimum charge of \$50.00		Amount based on 1.5 times the anticipated quarterly billing with a minimum charge of \$50.00	
<b>B. Charge for opening or transferring an account on billing system</b>		\$10.00		\$10.00



**MIAMI-DADE WATER AND SEWER DEPARTMENT  
SCHEDULE OF WATER FEES AND CHARGES**

<b>WATER</b>	<u>Effective</u> <u>October 1, 2021</u>	<u>Proposed</u> <u>October 1, 2022</u>
H. Field visit to inspect/verify repairs related to underground leak credits	\$30.00	\$30.00
I. Field visit to check a meter reading or pool credit reading (for each visit)	\$12.50	\$12.50
J. Administrative Hearing Charged even if customer fails to appear at hearing and fails to cancel more than seven (7) days before hearing date	\$75.00	\$75.00
 <b>12. Customer Requested Submeter Installation</b>		
To cover cost of field inspections, approvals and clerical expenses for establishing future billings	\$50.00	\$50.00
 <b>13. Pipe Tapping Charges</b>		
<b>Tap Size</b>		
4"	\$520.00	\$520.00
6"	\$530.00	\$530.00
8"	\$600.00	\$600.00
12"	\$785.00	\$785.00
16"	\$1,555.00	\$1,555.00
20"	\$1,885.00	\$1,885.00
Overtime Charge	\$105.00	\$105.00
 <b>NOTE:</b> There will be a \$205.00 charge if Department personnel arrive on a job site and are unable to perform the tapping operation because the contractor has not fulfilled its obligations specified in the Rules and Regulations. No materials shall be furnished by the Department for installation under the prices listed above.		
 <b>14. Tailpiece Charge</b>		
<b>Tailpiece Size</b>		
3/4"	\$40.00	\$40.00
1"	\$75.00	\$75.00
2"	\$180.00	\$180.00
 <b>15. Certified Meter Test Charge</b>		
<b>In-House Testing</b>		
5/8" and 1" Meters	\$50.00	\$50.00
1 1/2" and 2" Meters	\$85.00	\$85.00
<b>On-Site Testing</b>		
3" through 10" Meters	\$200.00	\$200.00
<b>Third Party Vendor Testing</b>		
5/8" and 1" Meters	\$90.00	\$90.00
1 1/2" and 2" Meters	\$160.00	\$160.00

MIAMI-DADE WATER AND SEWER DEPARTMENT  
SCHEDULE OF WATER FEES AND CHARGES

WATER

Effective  
October 1, 2021

Proposed  
October 1, 2022

**16. Municipal Excise Tax on Water Bills**

As required by local ordinances, the Department will impose an excise tax on retail sales of water. Exempt from this tax are governmental agencies, houses of public worship and certain consulates.

As required by local ordinances, the Department will impose an excise tax on retail sales of water. Exempt from this tax are governmental agencies, houses of public worship and certain consulates.

**17. Permit Fee(s)**

As charged to the Department by various governmental agencies.

As charged to the Department by various governmental agencies.

**18. Premise Location Certificate**

To obtain notification of any actual or potential lien amount attached to a premise location fee per premise address:

**Water & Sewer**

A. Regular premise location certificate	\$10.00	\$10.00
B. 24-hour premise location certificate	\$20.00	\$20.00

**19. Plans Review and Inspection Fees**

Plans Review Fees entitles the applicant to an initial plans review, and one final review.

A. Firelines/Services	\$55.00	\$55.00
B. Water Main Extensions		
Up to 500 ft.	\$300.00	\$300.00
501 ft. to 2,000 ft.	\$350.00	\$350.00
Greater than 2,000 ft.	<del>\$350.00</del>	<del>\$450.00</del>
	plus \$0.18 per ft >2,000 ft	plus \$0.18 per ft >2,000 ft
C. Each rework of Plans Review items above A and B.	\$106.59	\$106.59

Renewal of expired approval and revisions (One year or more after original approval)	Same as original fee	Same as original fee
---	----------------------	----------------------

Single period, two-year extension of approval for qualifying projects pursuant to Ordinance # 11-60	\$79.00	\$79.00
--	---------	---------

Processing fees for the review and approval of plans for code compliance regarding water extension projects, including firelines.

**MIAMI-DADE WATER AND SEWER DEPARTMENT  
SCHEDULE OF WATER FEES AND CHARGES**

<b>WATER</b>	<u>Effective</u> <u>October 1, 2021</u>	<u>Proposed</u> <u>October 1, 2022</u>
<b>20. Laboratory Fees for Drinking Water Tests</b>		
<i>Per Sample (Excludes Sample Collection)</i>		
Bacteriology (Membrane Filter)	\$15.00	\$15.00
Bacteriology (Membrane Filter) - <i>After Hours</i>		
<i>Charge to Wholesale Customers</i>	\$40.00	\$40.00
Color	\$10.00	\$10.00
Fluoride	\$20.00	\$20.00
Lead/Copper	\$50.00	\$50.00
Trihalomethanes	\$50.00	\$50.00
Water Quality Parameters	\$60.00	\$60.00
Volatile Organic Contaminants	\$75.00	\$75.00
Nitrate	\$10.00	\$10.00
Nitrite	\$10.00	\$10.00
Alkalinity	\$8.00	\$8.00
Chloride	\$8.00	\$8.00
Calcium	\$6.00	\$6.00
Hardness	\$8.00	\$8.00
Conductivity	\$4.00	\$4.00
Total Dissolved Solids (TDS)	\$6.00	\$6.00
Turbidity	\$8.00	\$8.00
Chlorine Residual	\$10.00	\$10.00
Ammonia - Nitrogen	\$10.00	\$10.00
Dissolved Oxygen	\$6.00	\$6.00
Total Phosphorous	\$10.00	\$10.00
Ortho Phosphate	\$10.00	\$10.00
pH	\$4.00	\$4.00
Sulfate	\$16.00	\$16.00
Total Organic Carbon	\$16.00	\$16.00
Marble	\$25.00	\$25.00
Sodium	\$18.00	\$18.00
<b>Sample Collection Fee</b>		
Per water sample	\$25.00	\$25.00
Fee charged for Department's laboratory sample collection services		
<b>21. Payment for Collection of Lead/Copper Water Test at Customer Tap</b>		
Payment for collection of sample	(\$50.00)	(\$50.00)
Payment by Department to customers in established pool of homes who participate in sample collection for compliance with EPA Lead and Copper Rule (LCR).		



**MIAMI-DADE WATER AND SEWER DEPARTMENT  
SCHEDULE OF WATER FEES AND CHARGES**

<b>WATER</b>	<u>Effective</u> <u>October 1, 2021</u>	<u>Proposed</u> <u>October 1, 2022</u>
<b>22. Release of Easement Fees</b>		
A. Release of platted easement rights	\$250.00	\$250.00
B. Conditional consent letter for permission to use easement until required by Department	\$50.00	\$50.00
C. All other release requests	\$500.00	\$500.00
<b>23. Completion of Water and Sewer Verification Form Fees* (See Table 2)</b> <i>(See Section 24-43.1(5) of the Miami-Dade County Code)</i>		
<b>Water Only</b>		
A. Residential (R-A)	\$30.00	\$30.00
B. Multi-family residential (R-B)	\$75.00	\$75.00
C. Non-residential (NR)	\$75.00	\$75.00
<b>Water &amp; Sewer</b>		
A. Residential (R-A)	\$60.00	\$60.00
B. Multi-family residential (R-B)	\$150.00	\$150.00
C. Non-residential (NR)	\$150.00	\$150.00
* No additional process fee will apply to obtain "verification forms" after execution of agreement		
* Single period, two-year extension of approval for qualifying projects pursuant to Ordinance # 11-60	\$79.00	\$79.00
<b>24. Water and Sewer Ordinance Letter</b>		
<b>Water Only</b>		
A. Residential	\$30.00	\$30.00
B. Commercial	\$75.00	\$75.00
<b>Water &amp; Sewer</b>		
A. Residential	\$60.00	\$60.00
B. Commercial	\$150.00	\$150.00
<b>25. Review and Release of Recorded Document Fees (Other Than Easements)</b> <i>(covenants, unities of title, service agreements, warranty deeds)</i>		
A. Water only	\$100.00	\$100.00
B. Water & Sewer	\$150.00	\$150.00
<b>26. Completion of Service Feasibility Questionnaire Fee</b>	<b>\$25.00</b>	<b>\$25.00</b>

**MIAMI-DADE WATER AND SEWER DEPARTMENT  
SCHEDULE OF WATER FEES AND CHARGES**

<b>WATER</b>	<u>Effective</u> <u>October 1, 2021</u>	<u>Proposed</u> <u>October 1, 2022</u>
<b>27. Preparation of Service Agreement Fees *</b>		
<b>Water Only</b>		
Residential, multi-family and commercial use	\$100.00	\$100.00
<b>Water &amp; Sewer</b>		
Residential, multi-family and commercial use	\$200.00	\$200.00
* No additional process fee will apply to obtain "verification forms" after execution of agreement		
* Single period, two-year extension of approval for qualifying projects pursuant to Ordinance # 11-60	\$79.00	\$79.00
<b>28. Preparation of Letter of Availability Fees</b>		
A. Water only	\$50.00	\$50.00
B. Water & Sewer	\$100.00	\$100.00
<b>29. Other Recordable Legal Document Fees</b>		
A. Preparation of covenant		
1. Water only	\$25.00	\$25.00
2. Water & Sewer	\$50.00	\$50.00
B. Preparation of unity of title		
1. Water only	\$25.00	\$25.00
2. Water & Sewer	\$50.00	\$50.00
<b>30. Environmental Quality Control Board (EQCB)</b>		
<b>Letter Preparation Fees</b>		
A. Water only	\$35.00	\$35.00
B. Water & Sewer	\$70.00	\$70.00
<b>31. Review of Shop Drawings Fee</b>		
Per shop drawing	\$60.00	\$60.00

Fee charged for the review of shop drawings for Department compliance regarding water valve fittings and taps.

**MIAMI-DADE WATER AND SEWER DEPARTMENT  
SCHEDULE OF WATER FEES AND CHARGES**

<b>WATER</b>	<u>Effective</u> <u>October 1, 2021</u>	<u>Proposed</u> <u>October 1, 2022</u>
<b>32. Blueline Prints Requested From As-Builts Fee</b>		
Fee per blueline print	\$5.00	\$5.00
<b>33. Design and Construction Standard Specifications and Details Publication Fee</b>		
Per publication	\$50.00	\$50.00
<b>34. Verification of Underground Water and Sewer Infrastructure Horizontal Location Fee</b>		
Per 100 Linear Feet	\$50.00	\$50.00
Additional Linear Foot (verification of horizontal location of underground infrastructure as shown on As-Builts)	\$0.50	\$0.50
<b>35. Safety and Rescue Training Course Fees</b>		
<b>Water &amp; Sewer</b>		
A. Confined space entry (24 hours)	\$450.00	\$450.00
B. Hazardous material technician and incident command class (40 hours)	\$550.00	\$550.00
C. Hazwoper training (40 hours)	\$550.00	\$550.00
D. Air monitoring (16 hours)	\$150.00	\$150.00
E. Excavation safety (Trenching & shoring, 16 hours)	\$250.00	\$250.00
F. Fall protection/scaffolding (16 hours)	\$250.00	\$250.00
G. Electrical safety (16 hours)	\$500.00	\$500.00
H. Respiratory protection (40 hours)	\$450.00	\$450.00
<b>NOTE:</b> The revenues from the above course fees are allocated to the water and wastewater funds.		
<b>36. Floating Meters/Temporary Portable Meters/ Damaged/Cleaning Fees</b>		
Meter Size		
1"	\$72.00	\$72.00
2"	\$125.00	\$125.00
3" and above	\$140.00	\$140.00
<b>37. Floating Meters/Temporary Portable Meters</b>		
Charge to read a floating meter in the field.	\$50.00	\$50.00

**MIAMI-DADE WATER AND SEWER DEPARTMENT  
SCHEDULE OF WATER FEES AND CHARGES**

<b>WATER</b>	<u>Effective</u> <u>October 1, 2021</u>	<u>Proposed</u> <u>October 1, 2022</u>
<b>38. Preparation of GIS Adhoc Maps and/or Data Fees</b>		
Per hour (minimum one hour)	\$65.00	\$65.00
Additional copies of the same map-per copy	\$25.00	\$25.00
<b>39. Detecto Meters</b>		
Per 100 cubic feet	<del>\$6.9647</del>	<u>\$7.3130</u>
Per 1,000 gallons	<del>\$9.3111</del>	<u>\$9.7767</u>
<b>40. Security Fees</b>		
A. Fee for Issuance of Initial Identification Card Per person	\$60.00	\$60.00
Fee charged for background check and processing costs for identification card and transponder issued to persons having access to Department facilities. (Consultants, Contractors, Non-Water and Sewer Department Staff)		
B. Fee for Renewal of Expired Identification Card (one year from date of issuance) (Consultants, Contractors, Non-Water and Sewer Department Staff) Per person	\$55.00	\$55.00
C. Fee for Replacement of Identification Card (card lost, stolen, etc.) Per person	\$15.00	\$15.00
<b>41. Subscription Fee to Access Customer Care and Billing System (CCB)</b>		
Fee per user	\$6,300.00	\$6,300.00
Annual fee charged to title and lien companies to provide access to the Department's Customer Care and Billing System (CCB) via the Internet for Premise Lien Certificates (PLC).		
<b>42. <u>Delinquent account notification service for rental property</u></b>		
<u>One-time initial set-up fee per account</u>		<u>\$30.00</u>
<u>Annual Fee per Monthly Account</u>		<u>\$60.00</u>
<u>Annual Fee per Quarterly Account</u>		<u>\$50.00</u>
<u>Subscribers to this service shall pay in advance</u>		
<b><del>42.</del> <del>43.</del> Cut For Non-Payment (CONP)</b>		
Third Attempt Water Meter Removal Charge	\$250.00	\$250.00
Fee charged to customers who fail to provide access to water meter on two previous attempts to collect or lock service for non-payment.		

MIAMI-DADE WATER AND SEWER DEPARTMENT  
SCHEDULE OF WATER FEES AND CHARGES

WATER	<u>Effective</u> <u>October 1, 2021</u>	<u>Proposed</u> <u>October 1, 2022</u>
<b><del>43.</del> 44. Developer Repayment Fee</b>		
To cover administrative costs for collection and repayment of construction connection charges collected from connecting and/or abutting properties in behalf of developers who constructed the facilities.	2.5% of gross repayment	2.5% of gross repayment
<b><del>44.</del> 45. Unauthorized Usage of Water on Fire Lines</b>		
Daily penalty charge against fire line accounts for allowing unauthorized usage or waste of water.	\$100.00 per day	\$100.00 per day
<b><del>45.</del> 46. General &amp; Administrative (G&amp;A) Overhead (OH) Rate</b>		
Rate charged to offset general and administrative costs related to work performed by the Department due to request, damage (billable job orders) or contractual agreement.	10.6% of total cost	10.6% of total cost
<b><del>46.</del> 47. Pipeline Installation Contributions</b>		
Pipe Size	<u>Rate Per Linear Foot</u>	<u>Rate Per Linear Foot</u>
8"	\$42.00	\$42.00
12"	\$46.00	\$46.00
Contributory payments by developers of certain development projects as indicated by Section 2.04(2c) of the Rules and Regulations.		
<b><del>47.</del> 48. After-Hours Construction Inspections Activity Fees</b>		
Per hour rate charged for work outside the specified work hours - weekends, nights and holidays for contractors with special requirements or deadlines for construction.	\$90.00 per hour	\$90.00 per hour

MIAMI-DADE WATER AND SEWER DEPARTMENT  
SCHEDULE OF WATER FEES AND CHARGES

WATER

Effective  
October 1, 2021

Proposed  
October 1, 2022

~~48.~~ 49. **Water Meter Installation Fees**

These fees are for the installation of the water meter(s) only. All new water services must be installed in accordance with the appropriate Water & Sewer Department Standard Detail, prior to the installation of the water meters.

The Department reserves the right to install the appropriate sized meter, if a service is deemed to be oversized for a specific premise, as long as an adequate amount of flow is provided.

Fee for installing initial water meter for new customer

Service Size (Section 45) :

3/4" or 5/8"	\$145.00	\$145.00
1"	\$195.00	\$195.00
2"	\$1,350.00	\$1,350.00
4" (with 2 - 2" meters)	\$2,665.00	\$2,665.00
4" Turbo	\$4,075.00	\$4,075.00
6" Turbo	\$6,145.00	\$6,145.00
6" x 4" Turbo	\$7,475.00	\$7,475.00
8" Turbo	\$9,380.00	\$9,380.00
8" x 4" Turbo	\$10,740.00	\$10,740.00
10" Turbo	\$11,770.00	\$11,770.00
10" x 4" Turbo	\$13,130.00	\$13,130.00

**Note:** All other sizes and/or configurations will be charged at actual cost.

~~49.~~ 50. **Return Field Visit to Set Meter After Failed Meter Installation**

Fee for return field visit to set meter after initial installation was not up to Department standards.

**Service Size**

5/8" to 1"	\$35.00	\$35.00
2" to 10"	\$55.00	\$55.00

~~50.~~ 51. **Rental of Light Towers**

\$505.00 per tower per day

\$505.00 per tower per day

~~51.~~ 52. **Surcharge for After- Hours Initial Meter Installation**

**Service Size:**

3/4" to 1" Service	\$385.00	\$385.00
2" to 4" Service	\$675.00	\$675.00
6" to 10" Service	\$1,015.00	\$1,015.00

~~52.~~ 53. **Curb Stop Replacement for Initial Meter Installation**

\$165.00

\$165.00

**MIAMI-DADE WATER AND SEWER DEPARTMENT  
SCHEDULE OF WATER FEES AND CHARGES**

<b>WATER</b>	<u>Effective</u> <u>October 1, 2021</u>	<u>Proposed</u> <u>October 1, 2022</u>
<b><del>53.</del> <u>54.</u> Backflow Preventer Test and Non-Compliant Certification Fee</b>	\$250.00	\$250.00
Charged to customers that fail to comply with the annually required backflow preventer testing; customer will receive two notices before a contractor is hired to perform testing and fee is charged.		
<b><del>54.</del> <u>55.</u> Backflow Preventer Assembly Test Report Submission</b>	\$5.00	\$5.00
Processing test report submitted by private tester		
<b><del>55.</del> <u>56.</u> Construction Contract Documents</b>		
A. Contract Documents on a CD or DVD (cost per CD/DVD)	\$20.00	\$20.00
B. Contract Documents without Full-Sized Plan Sheets	\$25.00	\$25.00
C. Contract Documents with Engineer's Estimate up to \$500,000	\$25.00	\$25.00
D. Contract Documents for Projects bidding via Miscellaneous Construction Contracts (MCC) with Engineer's Estimate greater than \$500,000 but less than \$5 million.	\$40.00	\$40.00
E. Contract Documents for Projects not bidding via Miscellaneous Construction Contracts (MCC) with Engineer's Estimate, as follows:		
1. Greater than \$500,000, but up to \$5 million	\$50.00	\$50.00
2. Greater than \$5 million, but up to \$10 million	\$75.00	\$75.00
3. Greater than \$10 million, but up to \$20 million	\$100.00	\$100.00
4. Greater than \$20 million, but up to \$50 million	\$150.00	\$150.00
5. Greater than \$50 million, but up to \$100 million	\$250.00	\$250.00
6. Greater than or equal to \$100 million	\$350.00	\$350.00

MIAMI-DADE WATER AND SEWER DEPARTMENT  
SCHEDULE OF WASTEWATER FEES AND CHARGES

WASTEWATER

Effective  
October 1, 2021

Proposed  
October 1, 2022

1. Oversizing Credits

A. Force Mains	Credit Per Linear Foot	Credit Per Plug Valve	Credit Per Linear Foot	Credit Per Plug Valve
8" to 12"	(\$10.00)	(\$790.00)	(\$10.00)	(\$790.00)
8" to 16"	(\$22.00)	(\$2,264.00)	(\$22.00)	(\$2,264.00)
8" to 20"	(\$42.00)	(\$4,006.00)	(\$42.00)	(\$4,006.00)
8" to 24"	(\$50.00)	(\$20,575.00)	(\$50.00)	(\$20,575.00)
8" to 30"	(\$81.00)	(\$40,210.00)	(\$81.00)	(\$40,210.00)
8" to 36"	(\$106.00)	(\$65,776.00)	(\$106.00)	(\$65,776.00)
12" to 16"	(\$13.00)	(\$1,512.00)	(\$13.00)	(\$1,512.00)
12" to 20"	(\$33.00)	(\$3,230.00)	(\$33.00)	(\$3,230.00)
12" to 24"	(\$41.00)	(\$20,664.00)	(\$41.00)	(\$20,664.00)
12" to 30"	(\$71.00)	(\$40,229.00)	(\$71.00)	(\$40,229.00)
12" to 36"	(\$96.00)	(\$65,865.00)	(\$96.00)	(\$65,865.00)

Credit Per Inch Diameter  
Per Linear Foot

Credit Per Inch Diameter  
Per Linear Foot

B. Gravity Sewer Mains				
8" to 10"		(\$3.00)		(\$3.00)
8" to 12"		(\$7.00)		(\$7.00)

2. Developer Payment/Credit for New Sanitary Sewer  
Lateral Installation for Existing Property Use

(\$5,000.00)

(\$5,000.00)

Construction Connection Charge

Pipelines	Pipe Size	Rate Per Front Foot	Rate Per Front Foot
Gravity Sewers	8"	\$29.00	\$29.00
	10"	\$31.00	\$31.00
	12"	\$33.00	\$33.00
Force Mains	8"	\$32.00	\$32.00
	12"	\$38.00	\$38.00
	16"	\$49.00	\$49.00

4. Connection Charge Rate

Per average daily gallon	\$5.60	\$5.60
Per average daily gallon for customers utilizing a graywater disposal system	\$2.80	\$2.80



**MIAMI-DADE WATER AND SEWER DEPARTMENT  
SCHEDULE OF WASTEWATER FEES AND CHARGES**

WASTEWATER	<u>Effective</u> <u>October 1, 2021</u>	<u>Proposed</u> <u>October 1, 2022</u>
<b>5. Basic Customer Service Fees</b>		
<b>A. <u>Deposit</u></b>		
Residential - based on customer's credit analysis and payment history	\$0.00 to \$100.00	\$0.00 to \$100.00
Commercial - monthly	Amount based on 2.5 times the anticipated monthly billing with a minimum charge of \$50.00	Amount based on 2.5 times the anticipated monthly billing with a minimum charge of \$50.00
Commercial - quarterly	Amount based on 1.5 times the anticipated quarterly billing with a minimum charge of \$50.00	Amount based on 1.5 times the anticipated quarterly billing with a minimum charge of \$50.00
<b>B. Administrative Hearing</b>	<b>\$75.00</b>	<b>\$75.00</b>
Charged even if customer fails to appear at hearing and fails to cancel more than seven (7) days before hearing date		
<b>6. Domestic Waste Disposal Fee</b>		
Charged to commercial tankers for unloading domestic waste at wastewater treatment plants; After hours: 10:01pm - 5:59am		
0 - 1,000 gallons truck	\$65.50	\$65.50
0 - 1,000 gallons truck - After hours	\$131.00	\$131.00
1,001 - 1,500 gallons truck	\$98.25	\$98.25
1,001 - 1,500 gallons truck - After hours	\$196.50	\$196.50
1,501 - 2,000 gallons truck	\$131.00	\$131.00
1,501 - 2,000 gallons truck - After hours	\$262.00	\$262.00
Over 2,000 gallons truck- (per hundred gallons)	\$6.55	\$6.55
Over 2,000 gallons truck - (per hundred gallons) - After hours	\$13.10	\$13.10
<b>7. Fats, Oils, Grease (FOG), and Other Waste Disposal Fee</b>		
Charged to commercial tankers for unloading fats, oils, grease (FOG), and other waste at wastewater treatment plants; After hours: 10:01pm - 5:59am		
0 - 1,000 gallons truck	\$94.00	\$94.00
0 - 1,000 gallons truck - After hours	\$188.00	\$188.00
1,001 - 1,500 gallons truck	\$141.00	\$141.00
1,001 - 1,500 gallons truck - After hours	\$282.00	\$282.00
1,501 - 2,000 gallons truck	\$188.00	\$188.00
1,501 - 2,000 gallons truck - After hours	\$376.00	\$376.00
Over 2,000 gallons truck - (per hundred gallons)	\$9.40	\$9.40
Over 2,000 gallons truck - (per hundred gallons) - After hours	\$18.80	\$18.80
<b>8. Waste Hauler Tank Disposal Deposit</b>		
Per waste hauler tank disposal account	\$2,000.00	\$2,000.00
<b>9. Hauled Waste Receiving Station Spill Clean-up</b>		
Per accidental spill when delivering waste loads to receiving stations	\$414.00	\$414.00
<b>10. Waste Hauler Truck Cleanout Charge</b>		
Per cleanout	\$50.00	\$50.00
<b>11. Waste Hauler Truck Calibration Decal</b>		
Charged per verification of waste truck capacity. Trucks are provided with a decal that identifies gallonage.	\$100.00	\$100.00

**MIAMI-DADE WATER AND SEWER DEPARTMENT  
SCHEDULE OF WASTEWATER FEES AND CHARGES**

<b>WASTEWATER</b>	<b><u>Effective</u> <u>October 1, 2021</u></b>	<b><u>Proposed</u> <u>October 1, 2022</u></b>
<b>12. Departmental Review of Waste Load Disposal Other than FOG or Domestic</b>	\$111.00	\$111.00
Ensure compliance with Miami Dade County Liquid Waste Transportation and Disposal Guidance Manual.		
<b>13. Laboratory Sampling of Other Waste Load Disposal</b>	\$563.00	\$563.00
<b>14. High Strength Sewage Surcharge</b>		
Per pound for portion of suspended solids in excess of a concentration of 200 milligrams per liter	\$0.14	\$0.14
Per pound for portion of biochemical oxygen demand in excess of a concentration of 200 milligrams per liter	\$0.19	\$0.19
<b>15. Pump Station Maintenance Fee</b>		
Fees charged for maintenance of pump stations under Interdepartmental Agreement		
<b>16. Discharge Regulations Violations</b>		
Fine for failure to comply with discharge regulations	\$500.00	\$500.00
<b>17. Removal of Clean-Out Plug</b>	\$150.00	\$150.00
<b>18. Permit Fee(s)</b>	As charged to the Department by various governmental agencies	As charged to the Department by various governmental agencies
<b>19. Premise Location Certificate</b>		
To obtain notification of any actual or potential lien amount attached to a premise location Fee per service address:		
<b>Water &amp; Sewer</b>		
A. Regular premise location certificate	\$10.00	\$10.00
B. 24-hour premise location certificate	\$20.00	\$20.00

**MIAMI-DADE WATER AND SEWER DEPARTMENT  
SCHEDULE OF WASTEWATER FEES AND CHARGES**

WASTEWATER	<u>Effective</u> <u>October 1, 2021</u>	<u>Proposed</u> <u>October 1, 2022</u>
<b>20. Plans Review and Inspection Fees</b>		
Processing fees for the review and approval of plans for code compliance regarding sewer extension projects, including sewer laterals, connections and pump stations. Plans Review Fees entitles the applicant to an initial plans review, and one final review.		
<b>A. Laterals/Connections</b>	\$55.00	\$55.00
<b>B. Sewer Main Extensions</b>		
Up to 500 ft.	\$300.00	\$300.00
501 ft. to 2,000 ft.	\$350.00	\$350.00
Greater than 2,000 ft.	<del>\$350.00</del>	<del>\$450.00</del>
	plus \$0.18 per ft >2,000 ft	plus \$0.18 per ft >2,000 ft
<b>C. Pump Station</b>	\$800.00	\$800.00
<b>D. Each rework of Plans Review Items above A. B. and C.</b>	\$106.59	\$106.59
Renewal of expired approval and revisions (One year or more after approval)	Same as original fee	Same as original fee
Single period, two-year extension of approval for qualifying projects pursuant to Ordinance # 11-60	\$79.00	\$79.00
<b>21. Weed Control Fee</b>		
Per quarter	\$25.00	\$25.00
<b>22. Facilities with Excessive Infiltration Surcharge</b>	10%	10%
<b>23. Discharge of Sludge Charge</b>	\$40.00/ton	\$40.00/ton
<b>24. Telemetry Equipment Installation Fee</b>		
Fee charged for installation of telemetry equipment at developer installed pump stations		
Per pump station	\$7,550.00	\$7,550.00
<b>25. Marinas</b>	40% of retail rate	40% of retail rate
<b>26. Release of Easement Fees</b>		
A. Release of platted easement rights	\$250.00	\$250.00
B. Conditional consent letter for permission to use easement until required by Department	\$50.00	\$50.00
C. All other release requests	\$500.00	\$500.00
<b>27. Completion of Application Form Fees</b>		
A. Utilities collection transmission capacity form	\$50.00	\$50.00
B. Industrial pre-treatment facility application form Sewer only	\$150.00	\$150.00

**MIAMI-DADE WATER AND SEWER DEPARTMENT  
SCHEDULE OF WASTEWATER FEES AND CHARGES**

<b>WASTEWATER</b>	<u>Effective</u> <u>October 1, 2021</u>	<u>Proposed</u> <u>October 1, 2022</u>
<b>28. Completion of Water and Sewer Verification Form Fees* (See Table 2)</b>		
<i>(See Section 24-43.1(5) of the Miami-Dade County Code)</i>		
<b>Sewer Only</b>		
A. Residential (R-A)	\$30.00	\$30.00
B. Multi-family residential (R-B)	\$75.00	\$75.00
C. Non-residential (NR)	\$75.00	\$75.00
<b>Water &amp; Sewer</b>		
A. Residential (R-A)	\$60.00	\$60.00
B. Multi-family residential (R-B)	\$150.00	\$150.00
C. Non-residential (NR)	\$150.00	\$150.00
* No additional process fee will apply to obtain "verification forms" after execution of agreement		
* Single period, two-year extension of approval for qualifying projects pursuant to Ordinance # 11-60	\$79.00	\$79.00
<b>29. Ordinance Letter</b>		
Wastewater Only		
A. Residential	\$30.00	\$30.00
B. Commercial	\$75.00	\$75.00
Water & Sewer		
A. Residential	\$60.00	\$60.00
B. Commercial	\$150.00	\$150.00
<b>30. Review and Release of Recorded Document Fees (Other Than Easements)</b>		
<i>(Covenants, unities of title, service agreements, warranty deeds)</i>		
A. Sewer only	\$100.00	\$100.00
B. Water & Sewer	\$150.00	\$150.00
<b>31. Preparation of Service Agreement Fees *</b>		
Sewer Only		
Residential, multi-family and commercial use	\$100.00	\$100.00
Water & Sewer		
Residential, multi-family and commercial use	\$200.00	\$200.00
* No additional process fee will apply to obtain "verification forms" after execution of agreement		
* Single period, two-year extension of approval for qualifying projects pursuant to Ordinance # 11-60	\$79.00	\$79.00
<b>32. Preparation of Letter of Availability Fees</b>		
A. Sewer only	\$50.00	\$50.00
B. Water & Sewer	\$100.00	\$100.00

**MIAMI-DADE WATER AND SEWER DEPARTMENT  
SCHEDULE OF WASTEWATER FEES AND CHARGES**

<b>WASTEWATER</b>	<b><u>Effective</u> <u>October 1, 2021</u></b>	<b><u>Proposed</u> <u>October 1, 2022</u></b>
<b>33. Other Recordable Legal Document Fees</b>		
A. Preparation of covenant		
1. Sewer only	\$25.00	\$25.00
2. Water & Sewer	\$50.00	\$50.00
B. Preparation of unity of title		
1. Sewer only	\$25.00	\$25.00
2. Water & Sewer	\$50.00	\$50.00
<b>34. Completion of Groundwater Discharge Form Fee</b>	\$50.00	\$50.00
<b>35. Environmental Quality Control Board</b> <i>(EQCB) Letter Preparation Fees</i>		
A. Sewer only	\$35.00	\$35.00
B. Water & Sewer	\$70.00	\$70.00
<b>36. Customer Call-Out Fees</b>		
Fee for investigation and/or emergency response to sewer collection complaints (call-outs), fee charged only if Department is not responsible to correct complaint		
<b>Fee per call-out:</b>		
A. Regular working hours	\$125.00	\$125.00
B. Non-regular working hours	\$175.00	\$175.00
<b>37. Customer Initiated Closed Circuit Television Lateral Inspection Fee</b>		
Per inspection	\$250.00	\$250.00
<b>38. Review of Shop Drawings Fee</b>		
Per shop drawing	\$100.00	\$100.00
Fee charged for the review of shop drawings for Department compliance regarding sewer manholes, fittings, taps and pump stations		
<b>39. Blueline Prints Requested From As-Builts Fee</b>		
Fee per blueline print	\$5.00	\$5.00
<b>40. Design and Construction Standard Specifications and Details Publication Fee</b>		
Per publication	\$50.00	\$50.00
<b>41. Verification of Underground Water and Sewer Infrastructure Horizontal Location Fee</b>		
Per 100 Linear Feet	\$50.00	\$50.00
Additional Linear Foot	\$0.50	\$0.50
(verification of horizontal location of underground infrastructure as shown on As-Builts)		

**MIAMI-DADE WATER AND SEWER DEPARTMENT  
SCHEDULE OF WASTEWATER FEES AND CHARGES**

<b>WASTEWATER</b>	<b><u>Effective</u> <u>October 1, 2021</u></b>	<b><u>Proposed</u> <u>October 1, 2022</u></b>
<b>42. Safety and Rescue Training Course Fees</b>		
Water & Sewer		
A. Confined space entry (24 hours)	\$450.00	\$450.00
B. Hazardous material technician and incident command class (40 hours)	\$550.00	\$550.00
C. Hazwoper training (40 hours)	\$550.00	\$550.00
D. Air monitoring (16 hours)	\$150.00	\$150.00
E. Excavation safety (Trenching & shoring, 16 hours)	\$250.00	\$250.00
F. Fall protection/scaffolding (16 hours)	\$250.00	\$250.00
G. Electrical safety (16 hours)	\$500.00	\$500.00
H. Respiratory protection (40 hours)	\$450.00	\$450.00
 <b>NOTE:</b> The revenues from the above course fees are allocated to the water and wastewater funds.		
<b>43. Laboratory Fees for Wastewater Tests</b>		
<b><i>Per Sample (Excludes Sample Collection)</i></b>		
Bacteriology (Membrane Filter)	\$15.00	\$15.00
Bacteriology (Membrane Filter) - <i>After Hours Charge to Wholesale Customers</i>	\$40.00	\$40.00
Nitrate	\$10.00	\$10.00
Nitrite	\$10.00	\$10.00
Alkalinity	\$8.00	\$8.00
Chloride	\$8.00	\$8.00
Conductivity	\$4.00	\$4.00
Total Dissolved Solids (TDS)	\$6.00	\$6.00
Chlorine Residual	\$10.00	\$10.00
Ammonia - Nitrogen	\$10.00	\$10.00
Dissolved Oxygen	\$6.00	\$6.00
Total Phosphorous	\$10.00	\$10.00
Ortho Phosphate	\$10.00	\$10.00
Biochemical Oxygen Demand	\$12.00	\$12.00
pH	\$4.00	\$4.00
Sulfate	\$16.00	\$16.00
Total Kjeldahl Nitrogen	\$14.00	\$14.00
Total Organic Carbon	\$16.00	\$16.00
Total Suspended Solids	\$6.00	\$6.00
Sodium	\$18.00	\$18.00

**MIAMI-DADE WATER AND SEWER DEPARTMENT  
SCHEDULE OF WASTEWATER FEES AND CHARGES**

WASTEWATER	<u>Effective</u> <u>October 1, 2021</u>	<u>Proposed</u> <u>October 1, 2022</u>
<b>44. Preparation of GIS Adhoc Maps and/or Data Fees</b>		
Per hour (minimum one hour)	\$65.00	\$65.00
Additional copies of the same map Per copy	\$25.00	\$25.00
<b>45. Billing Service Fee for Processing Stormwater Utility Fee for Municipalities</b>	Fee Determined by Agreement	Fee Determined by Agreement
<b>46. Billing Service Fee for Processing Sewer Billings for Coral Gables</b>	Fee Determined by Agreement	Fee Determined by Agreement
<b>47. Graywater Disposal System</b>		
Customers who utilize an approved graywater disposal system and install a sub-meter to measure water entering the property which utilizes the graywater disposal system will not be charged wastewater disposal for usage measured on the sub-meter.		
<b>48. Floating Meters/Temporary Portable Meter Guarantee Deposit</b>		
2" Meter and Above	\$2,500.00	\$2,500.00
NOTE: The above deposits do not earn simple interest.		
<b>49. Floating Meters/Temporary Portable Meters</b>		
Charge to read a floating meter in the field	\$50.00	\$50.00
<b>50. Floating Meters/Temporary Portable Meters/ Damaged/Cleaning Fees</b>		
3" Meter and Above	\$140.00	\$140.00
<b>51. Penalty for failure to provide a meter reading or a meter for inspection as required for floating/temporary portable meters (construction meters)</b>	\$150.00	\$150.00
<b>52. Security Fees</b>		
A. Fee for Issuance of Initial Identification Card		
Per person	\$60.00	\$60.00
Fee charged for background check and processing costs for identification card issued to persons having access to Department facilities. (Consultants, Contractors, Non-Water and Sewer Department staff)		
B. Fee for Renewal of Expired Identification Card (one year from date of issuance) (Consultants, Contractors, Non-Water and Sewer Department staff)		
Per person	\$55.00	\$55.00
C. Fee for Replacement of Identification Card (card lost, stolen, etc.)		
Per person	\$15.00	\$15.00
<b>53. Subscription Fee to Access Customer Care and Billing System (CCB)</b>		
Fee per user	\$6,300.00	\$6,300.00
Annual fee charged to title and lien companies to provide access to the Department's Customer Care and Billing System (CCB) via the Internet for Premise Lien Certificates (PLC).		

**MIAMI-DADE WATER AND SEWER DEPARTMENT  
SCHEDULE OF WASTEWATER FEES AND CHARGES**

WASTEWATER	<u>Effective</u> <u>October 1, 2021</u>	<u>Proposed</u> <u>October 1, 2022</u>
<b>54. Cut For Non-Payment (CONP)</b>		
Third Attempt Water Meter Removal Charge Fee charged to customers who intentionally blocked access to water meter on two previous attempts to collect or lock service for non-payment.	\$250.00	\$250.00
<b>55. <u>Delinquent account notification service for rental property</u></b>		
<u>One-time initial set-up fee per account</u>		<u>\$30.00</u>
<u>Annual Fee per Monthly Account</u>		<u>\$60.00</u>
<u>Annual Fee per Quarterly Account</u> <u>Subscribers to this service shall pay in advance</u>		<u>\$50.00</u>
<b>55- 56. After-Hours Construction Inspections Activity Fees</b>		
Per hour rate charged for work outside the specified work hours - weekends, nights and holidays for contractors with special requirements or deadlines for construction.	\$90.00 per hour	\$90.00 per hour
<b>56- 57. Developer Repayment Fee</b>		
To cover administrative costs for collection and repayment of construction connection charges collected from connecting and/or abutting properties in behalf of developers who constructed the facilities.	2.5% of gross repayment	2.5% of gross repayment
<b>57- 58. General &amp; Administrative (G&amp;A) Overhead (OH) Rate</b>		
Rate charged to offset general and administrative costs related to work performed by the Department due to request, damage (billable job orders) or contractual agreement.	10.6% of total cost	10.6% of total cost
<b>58- 59. Rental of Light Towers</b>		
	\$505.00 per tower per day	\$505.00 per tower per day
<b>59- 60. Sewer Force Main Pipe Tapping Charges</b>		
Tap Size:		
4"	\$650.00	\$650.00
6"	\$660.00	\$660.00
8"	\$730.00	\$730.00
12"	\$980.00	\$980.00
16"	\$1,750.00	\$1,750.00
20"	\$2,080.00	\$2,080.00
Overtime Charge	\$105.00	\$105.00

**NOTE:** There will be a \$205.00 charge if Department personnel arrive on a job site and are unable to perform the tapping operation because the contractor has not fulfilled its obligations specified in the Rules and Regulations. No materials shall be furnished by the Department for installation under the prices listed above.



**MIAMI-DADE WATER AND SEWER DEPARTMENT  
SCHEDULE OF WASTEWATER FEES AND CHARGES**

<b>WASTEWATER</b>	<u>Effective</u> <u>October 1, 2021</u>	<u>Proposed</u> <u>October 1, 2022</u>
<b><u>60- 61.</u> Construction Contract Documents</b>		
A. Contract Documents on a CD or DVD (cost per CD/DVD)	\$20.00	\$20.00
B. Contract Documents without Full-Sized Plan Sheets	\$25.00	\$25.00
C. Contract Documents with Engineer's Estimate up to \$500,000	\$25.00	\$25.00
D. Contract Documents for Projects bidding via Miscellaneous Construction Contracts (MCC) with Engineer's Estimate greater than \$500,000 but less than \$5 million	\$40.00	\$40.00
E. Contract Documents for Projects not bidding via Miscellaneous Construction Contracts (MCC) with Engineer's Estimate, as follows:		
1. Greater than \$500,000, but up to \$5 million	\$50.00	\$50.00
2. Greater than \$5 million, but up to \$10 million	\$75.00	\$75.00
3. Greater than \$10 million, but up to \$20 million	\$100.00	\$100.00
4. Greater than \$20 million, but up to \$50 million	\$150.00	\$150.00
5. Greater than \$50 million, but up to \$100 million	\$250.00	\$250.00
6. Greater than or equal to \$100 million	\$350.00	\$350.00

## MIAMI-DADE WATER AND SEWER DEPARTMENT

Table 2

No.	Types of Building Usages				Verification Form Fee Listing
<b>Residential Land Uses:</b>					
1	Single Family Residences				R-A
2	Townhouse Residences				R-B
3	Apartments				R-B
4	Mobile Home Residences/Parks				R-A
5	Duplexes or Twin Home Residences				R-A
<b>Commercial Land Uses:</b>					
6	<u>Airport:</u> (a) Common Area/Concourse (b) Retail (c) Food Service				NR
7	Banquet Halls with kitchen				NR
8	Bars or Cocktail Lounges				NR
9	Barber Shops				NR
10	Beauty Shops				NR
11	Bowling Alleys				NR
12	<u>Car Washes:</u> (a) Manual Washing (b) Automated Washing with recycle system				NR
13	Coin Laundries				NR
14	Country Clubs with kitchen				NR
15	Dentist Offices				NR
16	Fitness Centers or Gyms				NR
17	Food Preparation Outlets (Bakeries, Meat Markets, Commissaries, etc.)				NR
18	Funeral Homes				NR
19	Gas Station / Convenience Store/ Mini-Mart (a) without Car Wash (b) with Single Automated Car Wash				NR
20	Hospitals				NR
21	Hotels and Motels				NR
22	House of Worship				NR
23	<u>Industrial:</u> (a) Warehouse/ Spec. Bldg. (b) Self-Service Storage Units (c) Industrial - Wet (d) Industrial - Dry				NR

\*The basis of calculation for average daily rated gallonage is found in Section 24-43.1(5) of the Code of Miami-Dade County as currently in effect and as may be amended in the future. For usages not shown, the Department shall estimate daily gallonage.



I.O. No.: 4-125

Ordered: 09/ 28/2022~~4~~Effective: 10/01/2022~~4~~MIAMI-DADE COUNTY  
IMPLEMENTING ORDERSUMMARY OF RATES, FEES AND CHARGES FOR MIAMI-DADE AVIATION DEPARTMENT  
MIAMI INTERNATIONAL AIRPORT

*This Implementing Order of the Miami-Dade Aviation Department (MDAD) consists of (i) Aviation Fees as defined in the 2018 Airline Use Agreement, and (ii) all other charges for the use of Miami International Airport (MIA) and the County's General Aviation Airport (GAA) facilities.*

*Approval of the 2022~~1~~-2023~~2~~ Budget Ordinance by the Board of County Commissioners based on the rates, fees, and charges stated herein, and in the appraisal reports attached as Exhibits A and B hereto, constitutes the establishment and authorization of such rates, fees, and charges under Section 25-1.2(a) of the Code of Miami-Dade County. Such rates, fees, and charges are subject to change during the fiscal year in accordance with applicable regulatory or contractual provisions.*

*The rates for Non-Terminal Land Rent, Non-Terminal Paving, Non-Terminal Building Rent, and Non-Terminal Parking at Miami International Airport are listed in the appraisal report attached hereto as **Exhibit A**, which appraisal report (and all estimates and assumptions stated therein) is incorporated herein by reference and part of this Summary of Rates, Fees, and Charges as if fully stated herein. The rates for General Aviation Airport Land and Building Rent are listed in the appraisal report attached hereto as **Exhibit B**, which appraisal report (and all estimates and assumptions stated therein) is incorporated herein by reference and part of this Summary of Rates, Fees, and Charges as if fully stated herein. Such rates, fees, and charges are deemed to be fair, reasonable, and not unjustly discriminatory, and are subject to change if there are any changes in the assumptions used in the appraisal reports or if the appraised values are adjusted by the appraisers either before the effective date of this implementing order or during the relevant fiscal year.*

*Note: MDAD may waive any fee provided for herein for applicants or users that are federal, state, or local governmental or military users, foreign government or military users, or, to the extent a waiver or reduction of the fee is fair, reasonable, and not unjustly discriminatory, other applicants or users under circumstances determined by MDAD to justify a waiver or reduction of the fee. All rates, fees and charges for Miami-Dade County's Airport system previously established or approved by the Board continue to apply except to the extent amended or modified in this Implementing Order.*

Rate Description	Rate Application	FY 2024-2023
<b>AIRFIELD</b>		
Landing Fees	Per 1,000 lbs. of Gross Landed Weight	\$1.62
PLB Gate Usage Fee without preconditioned Air	Per Arrival	\$70.00
PLB Gate Usage Fee with preconditioned Air: Narrow-Body	Per Arrival	\$87.61
PLB Gate Usage Fee with preconditioned Air: Wide-Body	Per Arrival	\$108.96
PLB Gate Usage Fee with preconditioned Air: Jumbo-Body	Per Arrival	\$121.98
<b>TERMINAL</b>		
<b>Domestic Arrival Fee – Per Seat:</b>		
Concourse Use	Per Domestic Arriving Seat	<u>\$4,914.17</u>
Baggage Claim	Per Domestic Arriving Seat	<u>\$1,090.61</u>
<b>Total</b>		<b><u>\$5,914.78</u></b>
<b>Preferential Gate Fee (annual per gate)</b>		
		<u>\$681,588.6548,105.45</u>
<b>Domestic Departure Fee - Per Seat:</b>		
Concourse Use	Per Domestic Departing Seat	<u>\$4,914.17</u>
Screening	Per Domestic Departing Seat	<u>\$1,571.23</u>
Baggage Make-up Maintenance (Does not apply to American Airlines because American Airlines maintains its own baggage system)	Per Domestic Departing Seat	<u>\$1,281.01</u>
Baggage Make-up Capital	Per Domestic Departing Seat	<u>\$0,550.43</u>
<b>Total</b>		<b><u>\$8,316.84</u></b>
<b>International Arrival Fee - Per Seat:</b>		
International Facilities	Per International Arriving Seat	<u>\$12,775.1</u>
<b>International Departure Fee - Per Seat:</b>		
Concourse Use	Per International Departing Seat	<u>\$4,914.17</u>
Screening	Per International Departing Seat	<u>\$1,571.23</u>
Baggage Make-up Maintenance (Does not apply to American Airlines because American Airlines maintains its own baggage system)	Per International Departing Seat	<u>\$1,281.01</u>
Baggage Make-up Capital	Per International Departing Seat	<u>\$0,550.43</u>
<b>Total</b>		<b><u>\$8,316.84</u></b>
<b>TERMINAL RENTAL RATES PER SQ. FT.</b>		
Class I	Per Square Foot	<u>\$85,1689.80</u>
Class II	Per Square Foot	<u>\$127,74134.70</u>
Class III	Per Square Foot	<u>\$85,1689.80</u>
Class IV	Per Square Foot	<u>\$42,5844.90</u>
Class V	Per Square Foot	<u>\$21,2922.45</u>
Class VI	Per Square Foot	<u>\$85,1689.80</u>

Rate Description	Rate Application	FY 2024-2023
<b>COMMON USE TERMINAL EQUIPMENT (CUTE):</b>		
<b>CUTE GATE RATES</b>		
Gate Usage Fee (CUTE Equipment Rental)	Per Departing Seat	<del>\$0.320.18</del>
<b>TICKET COUNTER FEES (FEES ARE PER SEAT WHEN TICKET COUNTER USE IS NOT PURSUANT TO A LEASE)</b>		
Cute Equipment Rental	Per Departing Seat	<del>\$0.650.47</del>
Class I Rental Expense for Ticket Counter	Per Departing Seat	<del>\$0.330.23</del>
Class IV Rental Expense for Baggage Makeup	Per Departing Seat	<del>\$0.840.58</del>
CUTE Dynamic Signage (Backwall Displays) (capped at \$40.00 per month per ticket counter position for CUTE-exempt carriers)	Per Departing Seat	<del>\$0.020.01</del>
<b>Total Ticket Counter Fee</b>	<b>Per Departing Seat</b>	<b><del>\$1.811.29</del></b>
<b>TICKET COUNTER FEE (THESE FEES ARE PER HOUR, AND ARE CAPPED AT \$227.40235.08 PER DAY, WHEN TICKET COUNTER USE IS PURSUANT TO A LEASE, AS REFLECTED IN THE MDAD CUTE POLICY)</b>		
Cute Equipment Rental	Per Hour	<del>\$6.516.75</del>
Class I Rental Expense for Ticket Counter	Per Hour	<del>\$3.343.40</del>
Class IV Rental Expense for Baggage Makeup	Per Hour	<del>\$8.909.25</del>
CUTE Dynamic Signage (Back Wall Displays)	Per Hour	<del>\$0.200.19</del>
<b>Total Hourly Ticket Counter Usage Fee (Capped at \$227.40235.08 per day per ticket counter used)</b>	<b>Per Hour</b>	<b><del>\$18.9519.59</del></b>
<b>CUTE DYNAMIC SIGNAGE (BACK WALL DISPLAYS)</b>		
Maximum monthly rate	Fee Per Exempt Ticket Counter Position	<del>\$40.0030.00</del>
Annual rate for back-wall displays within leased areas	Fee Per Display	<del>\$960.00720.00</del>
CUTE Back-office / Operations / Educational Equipment	Monthly Per Unit	\$122.80
<b>STANDARD MANUAL CUTE TICKET COUNTER RATES</b>		
Wide-body aircraft (over 200 seats)	Per Flight	<del>\$530.47548.61</del>
Narrow aircraft (101 seats through 200 seats)	Per Flight	<del>\$303.12313.49</del>
Regional Commuter aircraft (20 seats through 100 seats)	Per Flight	<del>\$151.56156.75</del>
Small Turbo aircraft (under 20 seats)	Per Flight	<del>\$75.7878.37</del>
<b>UNAUTHORIZED MANUAL CUTE TICKET COUNTER RATES (Hrly Rate + 100% Premium)</b>		
Wide-body aircraft (over 200 seats)	Per Flight	<del>\$1,060.931,097.23</del>
Narrow aircraft (101 seats through 200 seats)	Per Flight	<del>\$606.25626.99</del>
Regional Commuter aircraft (20 seats through 100 seats)	Per Flight	<del>\$303.12313.49</del>
Small Turbo aircraft (under 20 seats)	Per Flight	<del>\$151.56156.75</del>

Rate Description	Rate Application	FY 202 <del>24</del> -202 <del>34</del>
<b>MISCELLANEOUS CUTE CHARGES</b>		
TWOV lounges	Hourly Charges	<del>\$6.51</del> 6.75
ITI lounges	Hourly Charges	<del>\$6.51</del> 6.75
ITI baggage	Hourly Charges	<del>\$6.51</del> 6.75
Ramp Baggage Make-up	Hourly Charges	<del>\$6.51</del> 6.75
<b>CRUISE CHECK IN-FACILITY AT MIAMI SEAPORT - MAINTENANCE</b>		
On-site maintenance single circuit	Added to CUTE Hourly Usage Fees	\$10.00
On-site maintenance single circuit Back-up circuit	Added to CUTE Hourly Usage Fees	\$10.34
On-call maintenance (response within two hours) single circuit	Added to CUTE Hourly Usage Fees	\$3.16
On-call maintenance (response within two hours) back-up circuit	Added to CUTE Hourly Usage Fees	\$3.51
<b>COMMON USE SELF SERVICE (CUSS) CHARGES</b>		
Transaction Fee	Per Transaction	\$0.58
Monthly Fee (Desktop Unit)	Per Unit, Per Month	<del>\$50.69</del> 197.45
Monthly Fee (Standalone Unit) per unit, per month	Per Unit, Per Month	<del>\$93.27</del> 242.35
<b>CLOSED-CIRCUIT TELEVISION (CCTV)</b>		
<b>CAMERAS</b>		
PTZ (Pan-Tilt-Zoom)	Each, Per Month	\$24.00
Fixed	Each, Per Month	\$16.00
<b>VIEWING WORKSTATION</b>		
Cellstack/NICE	Each, Per Month	\$614.00
Cellstack	Each, Per Month	\$553.00
NICE	Each, Per Month	\$461.00
<b>RECORDING-PER PORT</b>		
NICE Pro (30-day recording)	Each, Per Month	\$14.00
NICE Harmony (20-day recording)	Each, Per Month	\$9.00
<b>PASSENGER AIRCRAFT PARKING FEES</b>		
Passenger Aircraft Regular Parking: Hard Stand	Per day for 1 – 5 days, after 2 hr. grace period	Per Formula
Passenger Aircraft Regular Parking: Remote Position	Per day for 1 – 5 days, after 2 hr. grace period	Per Formula
Passenger Aircraft Regular Parking: Terminal Gate	Per day for 1 – 5 days, after 4 hr. grace period	Per Formula
Overtime Parking	Per 30-minute period – if applicable	\$100.00
Premium Charges	Percent added to existing charges – if applicable	50%
Major Maintenance (Plus Storage Parking Fees)	Per 24 hr. period	\$300.00

Rate Description	Rate Application	FY 202 <del>4</del> -202 <del>3</del>
<i>Formula for Daily Base Parking Rate = Aircraft Length x Wingspan x (Land Rate + Pavement Rate) divided by 365.</i>		
<b>MAINTENANCE, REPAIR, and OVERHAUL TENANTS (MRO's)</b>	For the privilege of providing MRO services for aircraft at MIA, an MRO is responsible for payment to MDAD of all landing and aviation fees applicable to an aircraft undergoing the MRO's services from the time it arrives at MIA until the time it departs, except to the extent that the MRO user is a Signatory Airline to the 2018 Airline Use Agreement and will therefore pay such fees directly from its own account.	Landing fees, parking charges and other aviation fees vary by aircraft
<b>CARGO AIRCRAFT PARKING POSITION FEES</b>		
<b>&lt; 60,000 lbs. landed weight:</b>		
First 4 hours		\$60.00
Each additional hour		\$15.00
24 hour maximum		\$360.00
<b>Between 60,001 and 270,000 lbs. landed weight</b>		
First 4 hours		\$120.00
Each additional hour		\$30.00
24 hour maximum		\$720.00
<b>&gt;270,000 lbs. in landed weight</b>		
First 4 hours		\$240.00
Each additional hour		\$60.00
24 hour maximum		\$1,440.00
<b>DERELICT OR NON-OPERATING AIRCRAFT</b>	<u>Per day</u> - additional daily parking charges after 60 days	\$500.00
<b>VIP RAMP BUS ESCORT FEE (CHARTER AIRLINES, MIA)</b>		
Escort/attendant fee	Per hour with 2 hour minimum	\$150.00
<b>GROUND SUPPORT CHARGES</b>		
VDGS (Visual Docking Guidance System) Loading Bridge Fee	Per Aircraft Arrival - In addition to standard Loading Bridge Fee	\$12.00
Stair Truck	Per hour – waived for U.S. Military aircraft	\$100.00
Escort Fee for Aircraft at <u>MIA and (including -GA Airports) (including Vehicle)</u>	Per Escort	\$100.00
Escort Fee for Delivery Vehicles or Non-Passenger Vehicles at <u>MIA (including GA Airports) all GA Airports</u>	Per Escort	\$10.00



Rate Description	Rate Application	FY 2024-2023
Escort Fee for Vehicle Escort for VIP Pickup at General Aviation Aircraft	Per Escort	\$20.00
<b>FUEL STOP FEE</b>		
At Terminal Gate	Equal to concourse fee plus one loading bridge fee	Varies by Aircraft
At General Aviation Center	Equal to one-day parking charge up to two hours	Varies by Aircraft
<b>GENERAL AVIATION CENTER (GAC) FACILITY FEES</b>		
Domestic Fee – GAC Concourse Use Fee	Per Seat	<del>\$4.914.17</del>
International Fee – GAC Concourse Use Fee	Per Seat	\$0.00
International Facility Fee	Per Seat	<del>\$12.5177</del>
<b>PUBLIC PARKING</b>		
Standard <u>and Remote</u> Vehicle Parking	<u>For each 20 minutes or part thereof</u> <del>Variable based on demand (time of day, day of week, availability, etc.)</del>	<del>\$2.008.00</del> <del>\$38.00</del>
<u>Standard Vehicle Parking</u>	<u>Maximum per day</u>	<del>\$25.00</del>
<u>Remote Vehicle Parking</u>	<u>Maximum per day</u>	<del>\$12.00</del>
Valet Parking	For first 1-3 hours or part thereof	<del>\$18.00</del> <del>\$2.00</del>
Valet Parking - Maximum	Maximum per day	<del>\$30.00</del> <del>\$35.00</del>
Parking Space Reservation Charge	In addition to vehicle parking rate	\$10.00
<b>EMPLOYEE PARKING</b>		
Employee Parking Decals	Per decal, per month	\$30.00
Motorcycle Parking Fee	Per decal, per year	\$180.00
Long-term Parking Magnetic Cards	Per employee, per month	\$100.00
Contractor Parking Cards	Per card, per year	\$200.00
Towed Vehicles	Per occurrence	\$50.00
<b>GROUND TRANSPORTATION</b>		
Security Deposit per company with less than 10 vehicles		\$500.00
Security Deposit per company with 10 or more vehicles		\$1,000.00
A1—Bus	Per Trip	\$7.00
A2—Van	Per Trip	\$3.00
A3—Limo	Per Trip	\$2.00
B1—Hotel/Motel (Small)	Per Trip	\$1.00
B2—Hotel/Motel (Large)	Per Trip	\$2.00
B3—Commercial (Small)	Per Trip	\$2.50
B4—Commercial (Large)	Per Trip	\$3.00
C1—Crew Service (Small)	Per Trip	\$1.00
C2—Crew Service (Large)	Per Trip	\$2.00

Rate Description	Rate Application	FY 2024-2023
Class D—Delivery Service	Based on service performed and vehicle size	\$1.00-\$12.00
B5—Off-Airport Car Rental Companies with less than \$500,000 gross revenues	Each MIA Contract	\$3.00
B6—Off-Airport Car Rental Companies gross revenues between \$500,000 and \$4.9 million	Gross MIA Passenger Revenue	4.5%
B7—Off-Airport Car Rental Companies gross revenues in excess of \$5 million but less than \$20 million	Gross MIA Passenger Revenue	7.5%
B7—Off-Airport Car Rental Companies gross revenues in excess of \$20 million	Gross MIA Passenger Revenue	9.0%
B8—Off Airport Parking Lot Operators Upper Level	Per Trip	\$1.00
(Small vans) Lower Level	Per Trip	\$2.50
B9—Off Airport Parking Lot Operators Upper Level	Per Trip	\$2.00
(Large vans) Lower Level	Per Trip	\$3.00
Class E Vehicles Annual Permit Fee	Per vehicle, per calendar year	\$200.00
Mobile Food Truck Vendor Fee	Per vehicle, per calendar year	\$360.00
Taxicab Operation Fee	Per Trip	\$2.00
Ground Transportation Permit Renewal Fee	Per Permit, annually	\$100.00
Ground Transportation Permit Late Renewal Fee	Per Permit	\$100.00
<b>FUEL FLOWAGE FEES - MIA FUEL FARM</b>		
Truck Delivery (Opportunity Fee on service to commercial aircraft does not apply)	Per Gallon	\$0.01 <del>1443322854</del>
Hydrant Delivery (Opportunity Fee for into-wing service to commercial aircraft does not apply)	Per Gallon	\$0.02 <del>23469170</del>
<b>GENERAL AVIATION AIRPORT FEES</b>		
Operational Closure Fee per Airport (or part thereof)	Per Day (or portion thereof)	\$4,800.00
Operational Closure Fee Government Entities	Per Hour (or portion thereof)	\$200.00
Aerial Advertising Fee (3 charges max per aircraft per day)	Per Pick Up and Drop Off	\$14.00
<b>AIRCRAFT PARKING AT GENERAL AVIATION AIRPORTS</b>		
M-1 type aircraft (15,000 lbs. or less)	1 – 5 day rate applies for duration	M-1 rate
All other aircraft	Rates increase on days 6, 16 and 31	Same as MIA
<b>OTHER GENERAL AVIATION AIRPORT FEES</b>		
Conference Room Rental Fee		
(Miami Executive and Miami-Opa Locka Executive Airports)		
Non-profit entities	Per Use (4 hour limit)	\$10.00
Other than non-profit entities	Per Use (4 hour limit)	\$50.00

Rate Description	Rate Application	FY 2024-2023
Off-Road Vehicle Parking Fee at Training and Transition Airport	Per Vehicle, Per Fiscal Year or fraction thereof	\$50.00
Fuel flowage fee at the General Aviation Airports	Per Gallon	<del>\$0.100-08</del>
Usage of Training and Transition Airport	Per Approach	\$28.00
AOA (Aircraft Operating Area) Decal for General Aviation Airport Commercial Vehicles and Equipment	Per Decal	\$10.00
AOA Decal for General Aviation Airport Privately Owned Vehicles and Equipment	Per Decal	\$5.00
AOA Decal Replacement Fee for General Aviation Airport Vehicles and Equipment	Per Decal	\$10.00
AOA Decal Late Application Fee	Per Decal	\$10.00
<b>TELECOMMUNICATIONS</b>		
<b>WIRELESS SERVICE PROVIDERS</b>		
Cellular Telephone Cell Site	Per Cell Site	\$250,000.00
<b>CABLE TELEVISION (CATV) RECOVERY FEE</b>		
Private Offices and Break-Rooms	Per Month, Per Location	\$60.00
Bars, Restaurants and Clubs	Per Month, Per Location	\$215.00
<b>COAXIAL CABLE RECOVERY FEE</b>		
Recovery Fee	Per Month	\$35.00
Installation	Per Location	\$150.00
Additional work (plus material at cost)	Per Hour plus 25%	\$75.00
Equipment rental	Per Month, Per Television	\$20.00
Unauthorized Service	Per Location, Per Month + Monthly Fee	\$1,000.00
Wireless Data Port with Internet Access Fee	Per Device, Per Month	\$47.50
Wireless Network Access Fee for Multiple Users and Proprietary Tenants	Per Month	\$600.00
<b>OFFSITE FIDS RATE (Flight Information Display)</b>		
Network Port Cost	Monthly, Per PC Connection	\$60.00
<b>EQUIPMENT RENTAL COSTS</b>		
42" LCD Display	Monthly	\$50.60
Monitor mounting and security locks	Monthly	\$4.22
PC for Web FIDS	Monthly	\$13.49
Video Extender to drive monitor from PC	Monthly	\$3.37
Dual Video Output Card	Monthly	\$7.00
<b>TELECOMMUNICATIONS FEES (Voice and Data Network)</b>		
Switch Access	Monthly Unit Rental / Installation	\$15.00 / \$66.65
Network Access - Public (Single Access)	Monthly Unit Rental / Installation	\$22.50 / \$66.65
Network Access - Public (Network Access)	Monthly Unit Rental / Installation	\$61.25 / \$66.65
M3902 Basic Rel. 3 Digital Phone- 1 Line	Monthly Unit Rental / Installation	\$7.45 / \$133.30
M3903 Enhanced Rel. 3 Digital Phone -3 Line	Monthly Unit Rental / Installation	\$17.65 / 133.30
M3904 Enhanced Rel. 3 Digital Phone -5 Line	Monthly Unit Rental / Installation	\$22.43 /\$133.30

Rate Description	Rate Application	FY 2024-2023
M3904 Add-On Module	Monthly Unit Rental / Installation	\$7.48 / \$66.65
M39305 Call Center Telephone Rel 3	Monthly Unit Rental / Installation	\$24.21 / 133.30
Analog Set	Monthly Unit Rental / Installation	\$4.21 / \$133.30
Companion Wireless Telephone	Monthly Unit Rental / Installation	\$19.43 / 133.30
Conference Phone	Monthly Unit Rental / Installation	\$34.66 / 133.30
Loud Bell	Monthly Unit Rental / Installation	\$7.90 / Per Quote
Handsfree Headset	Monthly Unit Rental / Installation	\$13.36 / \$133.30
Voice Mail Box	Monthly Unit Rental / Installation	\$6.25 / \$33.33
Authorization Code	Monthly Unit Rental / Installation	\$1.25 / \$33.33
Voice Cable (Fax, Modem, or Clock Programming	Monthly Unit Rental / Installation	\$3.28 / \$66.65
Level 5 Data Cable	Monthly Unit Rental / Installation	\$3.28 / Per Quote
Ethernet Port	Monthly Unit Rental / Installation	\$75.00 / 133.30
Internet Access 6MB-1 Public Static IP Address	Monthly Unit Rental / Installation	\$106.25 / \$133.30
Internet Access -12MB -Public Static IP Address	Monthly Unit Rental / Installation	\$212.50 / \$266.60
Additional Static IP Address	Monthly Unit Rental / Installation	\$12.50 / \$66.65
Wireless Data Ports with Internet Access	Monthly Unit Rental / Installation	\$47.50 / N/A
Engineering and Configuring of Wi-Fi Ports	Monthly Unit Rental / Installation	N/A / \$533.20
Wireless Network Access for Multiple Users	Monthly Unit Rental / Installation	\$600.00 / \$1,066.40
One Strand foot of Fiber (MM or SM)	Monthly Unit Rental / Installation	\$0.019 / Per Quote
SC Connector in Fiber Patch Panel	Monthly Unit Rental / Installation	\$4.20 / \$33.33
Fiber Termination	Monthly Unit Rental / Installation	N/A / \$133.30
Copper Cable per pair foot	Monthly Unit Rental / Installation	\$0.006 / Per Quote
Black filled Copper Cables per pair foot	Monthly Unit Rental / Installation	\$0.006 / Per Quote
25 pair Copper Cable per pair foot	Monthly Unit Rental / Installation	\$0.038 / Per Quote
<b>OPPORTUNITY FEES</b>		
<p>Note: The opportunity fees listed in this section do not apply to third-party vendors providing goods and services at the County's General Aviation Airports. However, all other fees listed in the other sections of this Summary of Rates, Fees and Charges, including but not limited to fuel flowage fees, do apply at the County's General Aviation Airports.</p> <p>The opportunity fees listed in this section also do not apply to goods or services being provided to a local, state, or federal governmental agency conducting operations at any of the County's Airports.</p>		
Third-Party Vendors providing services to tenants at Miami International Airport (subject to upward or downward adjustments to the extent authorized in Resolution No. R-442-02, and not applicable to vendors who provide goods to concessionaires for resale to the public)	Percentage of Gross Revenues	7%
Third-Party Vendors making sales to the public at Miami International Airport (subject to upward or downward adjustments to the extent authorized in Resolution No. R-442-02)	Percentage of Gross Revenues	16% - 25%
Aircraft Maintenance Repair Overhaul (MRO) at Miami International Airport	Percentage of Gross Revenues	3%
Vending machine operators for machines at Miami International Airport	Percentage of Gross Revenues	30%

Rate Description	Rate Application	FY 2024-2023
<b>MISCELLANEOUS AIR CARRIER FEES</b>		
Disruptive Passenger Fee		Actual costs incurred by the Department
GSE (Ground Service Equipment) Impoundment Fee first 15 days	Per Day	\$10.00
GSE (Ground Service Equipment) Impoundment Fee 16-30 days	Per Day	\$20.00
GSE (Ground Service Equipment) Impoundment Fee 31+ days	Per Day	\$40.00
Aircraft Handling Chock Fee at the General Aviation Center or Remote Locations	Per Aircraft	\$100.00
<b>EMPLOYEE (MDAD TENANT) ID BADGE FEES</b>		
Employee Identification Badge Fee	Issuance or Renewal	\$30.00
Lost or Unaccounted Employee ID Badge Fee	1 <sup>st</sup> Replacement	\$75.00
Lost or Unaccounted Employee ID Badge Fee	2 <sup>nd</sup> Replacement	\$100.00
Failure to NOTIFY and RETURN Terminated Employee ID Badge Fee	Per Badge	\$100.00
TSA 5% Rule Violation Fee	Per Badge	\$125.00
Fingerprinting Fee	Per Person	\$45.00
<b>Airside Vehicle, Training and Decal/Permit Replacement</b>		
Aircraft Operating Area (AOA) Decal	Per Vehicle	\$20.00
AOA Decals (Late Renewal, Lost or Unaccounted) 1st replacement	Per Vehicle	\$75.00
AOA Decals (Lost or Unaccounted) 2nd replacement	Per Vehicle	\$100.00
AOA Driver Training	Per Person	\$15.00
AOA Movement Area Training	Per Person	\$15.00
Loading Bridge Training	Per Person	\$15.00
AOA Permit Replacement Fee (Driver, Movement, Loading Bridge)	Per Permit	\$15.00
AOA Decals Late Application Fee	Per Decal	\$10.00
<b>INTO-PLANE FUELING</b>		
Non-commercial Aircraft Fueling	Per Gallon	<del>\$0.100-08</del>
Commercial Service Fueling into Commercial Aircraft	Opportunity Fee and Gallonage Fee Not Applicable to Service	N/A
<b>AIRLINE VIP CLUBS</b>		
Opportunity Fee	Percentage of VIP Club Fee Received Per Non-Member Visitor	35% (capped at \$8.40 per visitor)
Concession Fee - Liquor	Gross Liquor Sales	18%

Rate Description	Rate Application	FY 202 <del>24</del> -202 <del>32</del>
Concession Fee - Other	Gross Amenities	10%
<b>LETTER OF DETERMINATION (LOD), TECHNICAL REVIEWS AND WRITTEN COMMENTS</b>		
<del>Airspace Evaluations</del>	<del>Per Evaluation</del>	<del>\$1,000.00</del>
<del>Preliminary LOD Fee (Airspace &amp; Land Use (Height) Restrictions) Draft Maximum Elevation/Land Use Letter</del>	Per Project	\$1,700.00
Final LOD Fee (Airspace & Land Use (Height) Restrictions)	Per Project	\$1,700.00
Variance Application Fee (Airport Zoning Regulations)	Per Application	\$1,700.00
<b>MDAD Technical Reviews and Written Comments</b>		
Cell towers and other structures under 200 feet above mean sea level		\$360.00
Request for written comments		\$360.00
Request for written comments (revised plans)		\$90.00
Development Impact Committee or Equivalent Large-Scale Zoning Hearing Application		\$360.00
Permissible Crane (or Equipment) Height Determination		\$360.00
Permissible Crane (or Equipment) Height Determination Extension Fee		\$90.00
Permissible Crane (or Equipment) Height Determination Additional Coordinates (per set)		\$45.00
Request for New Letter of Determination Due to Expiration		\$360.00
<b>PASSENGER FACILITY CHARGE (PFC)</b>	Per Enplaned Passenger	\$4.50
<b>OTHER FEES</b>		
Auditorium Use Fee (Miami International Airport)	Per Use, Per Day	\$750.00
Room #1	Per Use, Per Day	\$250.00
Room #2	Per Use, Per Day	\$250.00
Room #3	Per Use, Per Day	\$250.00
Conference Room Use Fee MIA – (Non Terminal) (4 hr. blocks)	Per Use	\$150.00
Consular Lounge Annual Membership Fee	Per Use	\$500.00
Consular Lounge Rental Fee for Non-Member Organizations (1 – 4 hours)	Per Use	\$500.00
Consular Lounge Rental Fee for Non-Member Organizations (8 hours)	Per Use	\$900.00
Interfaith Chapel Fee	Per Scheduled or Secular Service	\$100.00
Digital Media Sales Fee – Fixed	Variable rate depending on unit and other factors	\$50.00 to \$30,000.00
Digital Media Sales Fee – Per 1,000 Impressions	Per 1,000 impressions	\$5.00 to \$50.00

Rate Description	Rate Application	FY 202 <del>24</del> -202 <del>32</del>
Electric Cart Registration Fee	Per Cart, Per Year	\$25.00
Electric Cart Lost Registration Fee	Per Cart	\$75.00
Electric Cart Late Registration Fee	Per Cart	\$10.00
<b>VENDOR PERMIT APPLICATION FEES</b>		
Permit Application Fee for providers of goods and services to airlines and airport tenants at Miami International Airport	Per Application (Non-Refundable)	\$1,000.00
Permit Application Fee for providers of goods and services to airlines and airport tenants at the County's General Aviation Airports	Per Application (Non-Refundable)	\$500.00
<b>PENALTY FEES FOR TENANTS AND USERS</b>		
Penalty Fee for Tenants, Subtenants and Other Users Employing Unpermitted Service Vendors:		
First occurrence (if cured within 60 days of MDAD notice to the tenant or user)	Per Unpermitted Vendor	\$500.00
Incremental assessments for failure to cure after the 60- day notice to tenant or user	Each 30-day period after cure date	\$500.00
Fee for violating terms of Permit or for any other violations not specifically listed herein	Per Permit, First 30-day period	\$50.00
Fee for continuously violating terms of Permit or for any other violations not specifically listed herein	Per Permit, Each subsequent 30-day period after first 30-day period	\$100.00
Fee for Tenant's Failure to Disclose its Vendors, Subtenants, Assignees, Contractors or Sub-contractors (subject to a \$500.00 annual cap at the County's General Aviation Airports and a \$1,500.00 annual cap at Miami International Airport)	Per each day the failure occurs and continues	\$100.00
Fee for Permittee's failure to Disclose its Customers	Per each day the failure occurs and continues	\$50.00
Late Revenue Reporting Fee (Daily)	Per Day	\$50.00
Late Revenue Reporting Fee (Monthly Maximum)	Maximum per day violation for each monthly period the late reporting occurs	\$750.00
Interest Charged on any Under-reported or Non-reported Revenue	Per month for each month in which the under-reported or non-reported revenue occurs, regardless of the number of days in the month it occurs	1.5%
Wheelchair Lift Fee	Per Use	\$15.00
Security Violation Fee - 1st Offense		\$100.00
Security Violation Fee - 2nd Offense		\$250.00
Security Violation Fee - 3rd Offense		\$500.00
<b>Aircraft Demolition Fee</b>		
Aircraft Demolition Fee, per month for months 1 through 3	Per Aircraft, Per Month for Months 1 through 3	\$2,000.00
Aircraft Demolition Fee, per month for month 4 and greater	Per Aircraft, Per Month for Month 4 and greater	\$4,000.00
<b>Baggage or Property Impound Fee</b>		
For 1 through 15 days	Per Day, Per Piece	\$5.00
For 16 through 30 days	Per Day, Per Piece	\$10.00
For 31+ days	Per Day, Per Piece	\$20.00

Rate Description	Rate Application	FY 2024-2023
Background Check Fee	Per Background Check	\$168.00 + 15%
Average Electrical Consumption per kilowatt hour (kWh) Charge	Per Kilowatt Hour Consumed	\$0.1065
Airside Enforcement Processing Fee	Per Civil Violation	\$100.00
<b>ANIMAL INSPECTION FACILITY USER FEES</b>		
Small Ruminants (Sheep, goats, pigs, swine)	Flat Fee Per Air Waybill	\$25.00
Small Animals (Dogs, cats, & other pet types)	Flat Fee Per Air Waybill	\$15.00
Livestock (Equine, cattle, calves, ovine, caprine, porcine, Ostrich, etc.)	Per Head	\$45.00
Alpaca	Per Head	\$25.00
Poultry (Birds, baby chicks, turkey, etc.)	Flat Fee Per Air Waybill	\$25.00
Other	Flat Fee Per Air Waybill	\$25.00
Remittance Fee Retained by Freight Handler on behalf of MDAD	Percentage of Inspection Fee	5.0%
<b>VIOLATION FEES FOR AIRPORT CONCESSIONAIRES AND TENANTS</b>		
Violation of permitted use of a location	Per Day, Per Location	\$100.00
Failure to maintain required hours of operation	Per Day, Per Location	\$50.00
Failure to submit required documentation and reports	Per Day, Per Report	\$50.00
Failure to submit required documentation and reports	Per Month Maximum	\$750.00
Failure to comply with request for mandatory response	Per Day	\$100.00
Unauthorized advertising	Per Day, Per Location	\$50.00
Failure to maintain premises in a clean state	Per Day, Per Location	\$50.00
Failure to maintain pricing at a level required by agreement, or to conduct surveys as required	Per Day, Per Location	\$50.00
Installation of unapproved items in locations	Per Day, Per Location	\$50.00
Violation of other terms and conditions under a lease, license, permit, or other document: at MDAD's option, (i) a \$75.00 per day rate, (ii) the penalty, rate, or fee provided in the contractual document for the violation, (iii) recovery of the damages to MDAD resulting from the violation, or (iv) termination of the lease or document.	Per Day, Per Location	\$75.00



*Non-Terminal Rates, Miami International Airport, Effective as of October 1, 2022 to September 30, 2023*

---

**Waronker & Rosen, Inc.**

Real Estate Appraisers and Consultants

9655 S Dixie Highway, Suite 309

Miami, FL 33156

Telephone (305) 665-8890

Fax (305) 665-5188

www.waronkerandrosen.com

**Lee H. Waronker, MAI, SRA**

(1954 – 2022)

**Josh L. Rosen, MAI**

josh@waronkerandrosen.com

June 15, 2022

Mr. Ralph Cutié, Director  
Miami-Dade Aviation Department  
P.O. Box 025504  
Miami, Florida 33102

Re: Miami-Dade Aviation Department  
P.O. Box 025504  
Miami, Florida 33102

Dear Mr. Cutié:

Pursuant to Resolution No. R-34-03, we are submitting a summary of our conclusions for:

1. Land Rental Rates
2. Paving Rates
3. Building Rental Rates
4. Parking Rates

**Waronker & Rosen, Inc** is the contracted appraisal firm for the Miami-Dade County Aviation Department (MDAD) responsible for providing annual rental rates at Miami International Airport, for non-terminal properties. In preparation of annual rental reports, the following steps are normally taken, however due to the Coronavirus some of these steps could not be completed in full.

- Inspect non-terminal buildings at Miami International Airport
- Gather and analyze land sales in areas surrounding Miami International Airport and derive appropriate rates of return (capitalization rates) on land from various sources
- Inspected non-terminal properties at major hub airports in the United States and interviewed property managers regarding land rental rates and non-terminal building rates
- Interviewed appraisers that estimate land and building rates for other international airports
- Meet with, or interview, MDAD property managers to understand the current supply and demand at MIA, as well as positive and negative factors in leasing land and buildings.

---

*Non-Terminal Rates, Miami International Airport, Effective as of October 1, 2022 to September 30, 2023*

---

Mr. Ralph Cutié, Director  
Miami-Dade Aviation Department  
June 15, 2022

- Gather and analyze office building rental rates in the areas surrounding Miami International Airport. Findings indicate there is a relationship between office building rental rates at Miami International Airport and rental rates within nearby off-airport office buildings. There is no indication of a premium paid for office rents on airport property.
- Gather and analyze warehouse rental rates in the Airport West and East market areas, just east, west and northwest of Miami International Airport, as well as other surrounding industrial markets. Security, minimum truck transportation and/or the ability to bring an aircraft to a cargo building are benefits of being on-airport. Therefore, on-airport warehouse buildings command a rent premium as compared to those not on airport property.
- Gather and analyze rates for cargo and hangar buildings at international airports considered to be comparable to MIA.

Market rent is defined as the rental income that a property would most probably command in the open market indicated by the current rents paid for comparable space as of the date of the appraisal.

The rental rates are projected for the period of October 1, 2022 to September 30, 2023. Concern is for any change in values that might occur between the date of this report and October 1, 2022.

### **Land Rental Rates**

Land rental rates have been estimated for ten (10) zones as detailed on Page 5 (Land Rental Rates). Land sales and land rents from properties surrounding Miami International Airport and land rental rates at comparable airports were researched. The following items were considered in arriving at the estimated market land rates:

- Subject land will be limited to airport, airport fringes, and aviation purposes
- No assignment of leasehold without approval of Miami-Dade County
- No subordination permitted on said leasehold
- The General Use Master Plan
- In 1994-1995 the MDAD Properties Department at MIA instructed the appraisers that land rental rates for those properties having airside frontage and those adjacent to airside properties should all be valued at the same land rental rate. Instructions were there would be no difference in the land rent for properties with airside access versus those not having airside access. Instructions also were there would be no difference in the land rent based on the size of the property. The estimated market land rent herein is based on these criteria. A change in these instructions would cause a change in the land rents estimated herein.

---

*Non-Terminal Rates, Miami International Airport, Effective as of October 1, 2022 to September 30, 2023*

---

Mr. Ralph Cutié, Director  
Miami-Dade Aviation Department  
June 15, 2022

After investigation and analysis of the data and consideration of applicable limitations which apply to the area leased within the confines of Miami International Airport, it is our opinion that the market rent of the land, as of October 1, 2022, is as reported on the sheet captioned "*Land Rental Rates*" on Page 5 herein.

The real estate market, specifically the Airport East and West industrial markets, has continued to see rent and price levels for land increasing over the past years. Comparison of rates from competitive airports and consideration to the activity in the local real estate market were cause for increases in land rents for the October 1, 2022 to September 30, 2023 period.

### **Building Rental Rates**

In estimating the building rates for warehouse and office space, rentals in the areas surrounding MIA were reviewed. In estimating cargo and hangar rates, rental rates at comparable airports were reviewed.

In addition to the comparable building rental information, also considered was the following:

- Use, occupancy, and utility of subject improvements
- Condition and building life expectancy of improvements
- Supply and demand for such facilities at the airport
- Replacement cost estimate less depreciation
- No assignment of leasehold without approval of the County
- No subordination permitted on said leasehold

Historically when tenants at MIA consider the building rental rates, they are paying as too high; they mostly attribute their position to deferred maintenance items that have been brought to the attention of MDAD. It is typical for a landlord to perform maintenance such as touch up painting, repair of stress cracks, removal of plant growth in stress cracks or expansion joints, replace/repair signage not specific to one tenant, repair leaks and various other items that are not the responsibility of the tenant.

Repairs which have not been done can affect the longevity of the improvements which ultimately affects the ability to collect rent and the rent level that can be charged. The rental rates estimated herein assume that the building spaces are in rentable condition and are compliant with life safety standards which are typical requirements of the landlord (MIA). Assumed is that the buildings have completed their 40-year recertification required and ten (10) year recertifications (if applicable) and meet the code requirements for Miami-Dade County.

*Non-Terminal Rates, Miami International Airport, Effective as of October 1, 2022 to September 30, 2023*

Mr. Ralph Cutié, Director  
 Miami-Dade Aviation Department  
 June 15, 2022

If a building space at Miami International Airport is not in rentable condition, a tenant can be provided with an amortization period/schedule based on the redevelopment cost expenditures. This has the tenant paying for the renovations as opposed to MDAD.

Recently deferred maintenance items have been performed which includes roof repairs, painting, signage, replacement of lighting with energy efficient LED lighting systems, replacement of air conditioners and replacement of centralized HVAC chillers. One of the most important improvements is the aircraft parking areas of freighter buildings 716 A to J allowing accommodation of Boeing 747-200's or similar size aircraft without impact to other positions. Continuation of attention to deferred maintenance items has the potential of building rates being maintained or even increased. Other improvements completed are restroom renovations, and digital integration of signage.


Upon termination of a lease, while the tenant remains in possession of the space to bring the premises back to leasable condition, the tenant is held responsible for land rent and utilities until the space has been repaired and is returned to the possession of MDAD.

Parking is an item of concern for the tenants. Common area parking is not quantified as a separate component of rent unless within a garage.

Recommended is establishment of an account as a reserve for replacement allowance. Private property owners, mostly corporate and institutional owners, set aside funds annually for deferred maintenance and minor repair items. The amount set aside for replacements is often based on a percentage of the rent collected, or an amount per square foot of the building area. Recommended is MDAD collect at minimal \$0.25 per square foot of the total building square footage into a reserve account for replacement. This account would be available to the Real Estate Management Division for minor repairs and deferred maintenance. The ability to cure deferred maintenance items and prepare vacant space quicker, enhance the remaining life of the improvements, helps to offset higher repair expenses in the future, and assists in leasing vacant space quicker.

This document consists of 22 pages. At the end of this document is the certification and the general assumptions and limiting conditions. The reader is advised to review these pages to understand the limitations applicable to this report. Thank you for the opportunity to provide our services.

Respectfully submitted,



\_\_\_\_\_  
 Josh L. Rosen, MAI  
 State Certified General Real Estate Appraiser  
 Certificate No. RZ395

JLR/op

***Non-Terminal Rates, Miami International Airport, Effective as of October 1, 2022 to September 30, 2023*****Land Rental Rates**

The following rental rates are to be effective October 1, 2022 and applied to all present and future leaseholds, when applicable. Land Zone 7 was previously (two years ago) commercial sites on NW 12<sup>th</sup> Street and North of NW 36<sup>th</sup> Street. These two locations were separated last year into Zone 7 (NW 12<sup>th</sup> Street) and Zone 8 (North of NW 36<sup>th</sup> Street in Miami Springs). Land Zones 9 and 10 are new land added in 2021. Maps of the land zone areas are located at the end of this analysis.

<b>Land Zone</b>	<b>2019-2020 Rates/Sq.Ft.</b>	<b>2020-2021 Rates/Sq.Ft.</b>	<b>2021-2022 Rates/Sq.Ft.</b>	<b>Proposed 2022-2023 Rates/Sq.Ft.</b>
1. Airport	\$2.05	\$2.15	\$2.25	\$2.50
1a Vacant land with aircraft access	N/A	N/A	N/A	N/A
2. Commercial sites at SEC and NEC of NW 36 <sup>th</sup> St & NW 72 <sup>nd</sup> Ave	\$2.72	\$2.75	\$3.00	\$3.25
3. N.W. 21 <sup>st</sup> St. and N.W. 39 <sup>th</sup> Avenue	\$3.15	\$3.35	\$3.60	\$3.75
4. Fuel Farm; NW 72 <sup>nd</sup> Avenue and eastern Perimeter Road	\$2.35	\$2.35	\$2.50	\$2.60
5. NW 16 <sup>th</sup> Street (non-buildable sites)	\$0.50	\$0.50	\$0.50	\$0.50
6. Jai-Alai fronton land area and NW 36 <sup>th</sup> Street Frontage	\$2.35	\$2.45	\$2.70	\$2.95
7. Commercial Sites on NW 12 <sup>th</sup> St	\$2.10	\$2.20	\$2.40	\$2.65
8. North of NW 36 <sup>th</sup> Street, west of Le Jeune Road, Miami Springs	\$2.10	\$2.20	\$2.70	\$2.75
9. 3795 NW South River Drive	N/A	N/A	\$2.75	\$3.50
10. Between NW 21 <sup>st</sup> to NW 25 <sup>th</sup> Street, west of NW 37 <sup>th</sup> Avenue (east of MIC)	N/A	N/A	N/A	\$4.00

**NOTE:** There is an additional charge of \$.10 per square foot where special services are provided, such as high intensity lighting, power cost, etc. Tenants are responsible for keeping the site clean of debris

**Paving Rates**

Paving rates are charged in addition to land rental rates.

<b>Type of Paving</b>	<b>2019-2020 Rates/Sq.Ft.</b>	<b>2020-2021 Rates/Sq.Ft.</b>	<b>2021-2022 Rates/Sq.Ft.</b>	<b>Proposed 2022-2023 Rates/Sq.Ft.</b>
Standard (Vehicular) Landside	\$0.45	\$0.45	\$0.50	\$0.55
Standard (Vehicular) Airside	\$0.70	\$0.70	\$0.75	\$0.80
Heavy Duty (Aircraft) Existing	\$0.90	\$0.90	\$0.95	\$1.00

*Non-Terminal Rates, Miami International Airport, Effective as of October 1, 2022 to September 30, 2023*

---

## **Building Rental Rates**

Following are estimated annual building rates for the period of October 1, 2022 to September 30, 2023. Note: Unless otherwise waived by the Aviation Department, it is a requirement that every tenant leasing Airport warehouse space must also lease mezzanine office space equivalent to no less than 5% of the total square footage of the warehouse leased.

***Non-Terminal Rates, Miami International Airport, Effective as of October 1, 2022 to September 30, 2023***

<b>Building #</b>	<b>Building Description</b>	<b>2020-2021 Rates</b>	<b>2021-2022 Rates</b>	<b>2022-2023 Proposed Rates</b>
49	Offices (A/C)	\$6.00	\$6.00	\$6.00
	Shop (A/C)	\$6.00	\$6.00	\$6.00
700	Cargo - Belly Building (Non-A/C)	\$10.50 (1)	\$10.50 (1)	\$12.00 (1)
	Offices (A/C) 1st Floor	\$15.00 (1)	\$15.00 (1)	\$15.00 (1)
	Mezzanine Office (A/C)	\$12.50	\$12.50	\$12.50
	3 <sup>rd</sup> Floor Storage (storage only)	\$10.00	\$10.00	\$10.00
701	Cargo - Belly Building (Non-A/C)	\$10.50 (1)	\$10.50 (1)	\$12.00 (1)
	Offices (A/C) 1st Floor	\$15.00 (1)	\$15.00 (1)	\$15.00 (1)
	Mezzanine Office (A/C)	\$12.50	\$12.50	\$12.50
	3 <sup>rd</sup> Floor Storage (storage only)	\$10.00	\$10.00	\$10.00
702	Cargo - Belly Building (Non-A/C)	\$10.50 (1)	\$10.50 (1)	\$12.00 (1)
	Offices (A/C) 1st Floor	\$15.00 (1)	\$15.00 (1)	\$15.00 (1)
	Mezzanine Office (A/C)	\$12.50	\$12.50	\$12.50
	3 <sup>rd</sup> Floor Storage (storage only)	\$10.00	\$10.00	\$10.00
704	Warehouse (Non-A/C)	\$5.75 (1)	\$5.75 (1)	\$6.00 (1)
	Offices (A/C)	\$6.25	\$6.25	\$6.25
	Shop (A/C)	\$6.25	\$6.25	\$6.50
	Storage (A/C)	\$6.25	\$6.25	\$6.25
706	Cargo - Freighter Building (Non-A/C)	\$17.00 (1)	\$17.50 (1)	\$18.75 (1)
	Offices (A/C) 1st Floor	\$17.00 (1)	\$17.50 (1)	\$17.75 (1)
	Mezzanine Office (A/C)	\$15.25	\$15.25	\$15.25
	3rd Floor Storage (storage only)	\$10.00	\$10.00	\$10.00
	Airside Ramp	Included in cargo rent	Included in cargo rent	Included in cargo rent
	Landside Ramp	Included in cargo rent	Included in cargo rent	Included in cargo rent
707	Cargo - Freighter Building (Non-A/C)	\$17.00 (1)	\$17.50 (1)	\$18.75 (1)
	Offices (A/C) 1st Floor	\$17.00 (1)	\$17.50 (1)	\$17.75 (1)
	Mezzanine Office (A/C)	\$15.25	\$15.25	\$15.25
	3rd Floor Storage (storage only)	\$10.00	\$10.00	\$10.00
	Airside Ramp	Included in cargo rent	Included in cargo rent	Included in cargo rent
	Landside Ramp	Included in cargo rent	Included in cargo rent	Included in cargo rent
708	Cargo - Freighter Building (Non-A/C)	\$17.00 (1)	\$17.50 (1)	\$18.75 (1)
	Offices (A/C) 1st Floor	\$17.00 (1)	\$17.50 (1)	\$17.75 (1)
	Mezzanine Office (A/C)	\$15.25	\$15.25	\$15.25
	3rd Floor Storage (storage only)	\$10.00	\$10.00	\$10.00
	Airside Ramp	Included in cargo rent	Included in cargo rent	Included in cargo rent
	Landside Ramp	Included in cargo rent	Included in cargo rent	Included in cargo rent

***Non-Terminal Rates, Miami International Airport, Effective as of October 1, 2022 to September 30, 2023***

<b>Building #</b>	<b>Building Description</b>	<b>2020-2021 Rates</b>	<b>2021-2022 Rates</b>	<b>2022-2023 Proposed Rates</b>
709	LanChile (Airis)		Tenant Constructed Building	
710	LanChile (Airis)		Tenant Constructed Building	
711	Arrow Cargo (Aeroterm)		Tenant Constructed Building	
712	Arrow Cargo (AMB codina)		Tenant Constructed Building	
714	Cargo – Freighter Building (Non-A/C)	\$13.00 (1)	\$14.00 (1)	\$14.75 (1)
	Offices – First Floor (A/C)	\$13.50 (1)	\$14.00 (1)	\$14.00 (1)
	Mezzanine Office	\$13.00	\$13.00	\$13.00
716A	Cargo – Freight Building (Non-A/C)	\$13.50 (1)	\$14.00 (1)	\$16.00 (1)
	Offices (A/C) 2 <sup>nd</sup> Floor	\$12.60	\$13.60	\$14.25
	Offices (A/C) 1 <sup>st</sup> Floor	\$15.00	\$15.50	\$16.00
	Airside Ramp	Included in Cargo Rent	Included in Cargo Rent	Included in Cargo Rent
	Landside Ramp	Included in Cargo Rent	Included in Cargo Rent	Included in Cargo Rent
716 C & D	Cargo – Freight Building (Non-A/C)	\$12.50 (1)	\$13.25 (1)	\$17.00 (1)
	Offices (A/C) 2 <sup>nd</sup> Floor	\$13.60	\$13.60	\$15.00
	Offices (A/C) 1 <sup>st</sup> Floor	\$15.00	\$15.50	\$16.50
	Airside Ramp	Included in Cargo Rent	Included in Cargo Rent	Included in Cargo Rent
	Landside Ramp	Included in Cargo Rent	Included in Cargo Rent	Included in Cargo Rent
716 B, E - J	Cargo – Freight Building (Non-A/C)	\$12.50 (1)	\$13.25 (1)	\$16.00 (1)
	Offices (A/C) 2 <sup>nd</sup> Floor	\$12.60	\$12.60	\$14.25
	Offices (A/C) 1 <sup>st</sup> Floor	\$15.00	\$15.50	\$16.00
	Airside Ramp	Included in Cargo Rent	Included in Cargo Rent	Included in Cargo Rent
	Landside Ramp	Included in Cargo Rent	Included in Cargo Rent	Included in Cargo Rent
719	Governmental Service Bldg. - CCC	\$19.75	\$19.75	\$19.75
741	Decompression chamber	\$52,000 per year	\$52,000 per year	\$52,000 per year
805	Cargo – Freight Building (Non-A/C)	\$12.25(1)	\$13.00(1)	\$14.00(1)
	Offices (A/C)	\$12.25	\$13.00	\$13.00
807	UPS (Cargo)		Tenant Constructed Building	
812	PPQ Building		MDAD/ Tenant Constructed Building	
815	USDA Veterinary Services		MDAD/ Tenant Constructed Building	
820	Warehouse (Non-A/C)	\$9.50 (1)	\$9.50 (1)	\$10.25 (1)
	Offices (A/C)	\$11.00	\$11.00	\$11.00
831	Office/Warehouse (FedEx)		Tenant Constructed Building	
836	FBO Sports Terminal		Tenant Constructed Building	
837	GSE Facility		Tenant Constructed Building	
837A	GSE Facility		Tenant Constructed Building	
839	Hangar (Signature Flight Center)	\$12.00	\$12.50	\$13.00
	Offices (A/C)	\$16.00	\$16.00	\$16.00
840	Signature Flight Support (Terminal)	\$20.00	\$20.50	\$21.00
844 *	Shop - Storage (Non-A/C)	\$9.25 (1)	\$9.25 (1)	\$9.50 (1)
	Offices (A/C)	\$11.75	\$11.75	\$11.75
	Storage (A/C)	\$6.75	\$6.75	\$6.75

\*Change classification from Hangar to Shop per MDAD



***Non-Terminal Rates, Miami International Airport, Effective as of October 1, 2022 to September 30, 2023***

<b>Building #</b>	<b>Building Description</b>	<b>2020-2021 Rates</b>	<b>2021-2022 Rates</b>	<b>2022-2023 Proposed Rates</b>
845	Atrium Space—1 <sup>st</sup> Floor (A/C)	\$19.00 (2)	\$19.50 (2)	\$20.00 (2)
	Atrium Space—Above 1 <sup>st</sup> Floor (A/C)	\$19.00 (2)	\$19.50 (2)	\$20.00 (2)
	Offices (A/C)	\$16.50 (2)	\$17.00 (2)	\$17.50 (2)
	Warehouse (Non-A/C)	\$10.75	\$11.00	\$12.00
	Warehouse (A/C)	\$12.00	\$12.00	\$12.50
	Warehouse Office (A/C)	\$12.15	\$12.25	\$12.25
	Simulator (A/C)	\$13.00	\$13.00	\$13.50
850	AAR ACS (Maintenance Hangar)	Tenant constructed building		
855	Storage (A/C)	\$6.00	\$6.50	\$6.75
856	Storage (A/C)	\$6.00	\$6.50	\$6.50
857	Wash Rack & Drum Storage	\$6.00	\$6.50	\$6.75
861-862 <sup>4</sup>	Aircraft—Hangars (#6 and #7)	\$10.10	\$10.50	\$11.00
	Shops (A/C)	\$6.00	\$6.25	\$6.35
	Storage (A/C)	\$6.00	\$6.25	\$6.35
	Offices (A/C)	\$6.50	\$6.50	\$6.50
863	Engine Overhaul and Service	\$5.50	\$6.00	\$6.50
	Storage 2nd Floor	\$4.00 (3)	\$4.50 (3)	\$4.50
	Offices (A/C) 1 <sup>st</sup> Floor	\$10.00	\$10.00	\$10.00
	Offices (A/C)	\$8.00	\$8.00	\$8.00
871	Hangar (Non-A/C)	\$9.00 (1)	\$9.00 (1)	\$9.00 (1)
	Office (A/C)	\$5.50	\$6.00	\$6.25
	Shop and storage	\$4.25 (3)	\$4.25 (3)	\$4.50 (3)
875	Flight Academy			
	Office (A/C) Pan Am	\$10.50	\$12.00	\$12.50
	Office (A/C) Individual tenants	\$15.00	\$16.00	\$16.50
	Simulator Bays (A/C)	\$9.00	\$9.00	\$9.50
888	Maintenance and Training (A/C)	Demolished		
890	Hangar (Non-A/C)			
	Office Space (A/C)			
	Storage (A/C)			
	Shops (A/C)			
891	First Floor: Maintenance-Shops (A/C)			
	Second Floor: Shops (A/C)			
	Third Floor: Shops (A/C)			
	Fourth Floor: Storage (Non-A/C)			

***Non-Terminal Rates, Miami International Airport, Effective as of October 1, 2022 to September 30, 2023***

<b>Building #</b>	<b>Building Description</b>	<b>2020-2021 Rates</b>	<b>2021-2022 Rates</b>	<b>2022-2023 Proposed Rates</b>
896	Hangar—Maintenance (Non-A/C)	\$10.10 (1)	\$10.50 (1)	\$11.00 (1)
	Office Space (A/C) 1 <sup>st</sup> Floor	\$10.00	\$10.50	\$10.50
	Office Space (A/C)	\$7.75	\$8.00	\$8.00
	Shops—Maintenance (A/C)	\$5.75	\$6.00	\$6.25
	Third Floor: Storage	\$3.00	\$3.00	\$3.00
	Composite Shop	\$10.00	\$10.00	\$10.00
	Paint Booth	\$10.00	\$10.00	\$10.00
909	Flight Training Facility (Airbus)	Tenant Constructed Building		
916	Cargo Warehouse (Development)	Tenant Constructed Building		
918 & 919	Office-Entire Building (A/C)	\$10.50	\$11.00	\$11.50
	Office - Per Floor or less (A/C)	\$13.00	\$13.50	\$14.50
	Storage	\$6.00 (3)	\$6.00 (3)	\$6.00 (3)
	Loading Dock	\$1.75	\$1.75	\$1.75
2082	Warehouse (El Dorado)	\$2.50	\$2.50	\$3.00
	Paving (El Dorado)			\$0.55
	Land (El Dorado)			\$2.65
	Offices (A/C)	\$2.50	\$2.50	\$2.50
3010	Cabstand Cafe (A/C)	\$30.00 (5)	\$30.00 (5)	\$30.00 (5)
3030	Offices (Baker Audio Visual / N&K Enterprises)	\$10.00	\$11.00	\$11.50
3030A	Offices (A/C)—Wing of 3030	\$9.00	\$10.00	\$10.50
3032 (Condemed Building)	Cafeteria (Non-A/C)	\$4.75	\$5.00	N/A
	Cafeteria (A/C)	\$6.50	\$7.00	N/A
3033	Police Station (A/C)	\$10.00	\$10.00	\$10.00
3037	Maintenance-Garage (Non-A/C)	\$7.00	\$7.00	\$7.50
	Offices (A/C)	\$6.50	\$7.00	\$7.00
3038	Building Services - Maintenance/Office (A/C)	\$6.50	\$7.00	\$7.50
3040	Maintenance Shops (Non-A/C) and	\$6.60	\$7.00	\$7.00
	Offices (A/C)			
3034	Triturator	Decommissioned		
3046	Offices (A/C)	\$10.00	\$10.50	\$10.50
	Shop	\$6.25 (3)	\$6.50 (3)	\$6.75 (3)
3047	Offices (A/C)	\$10.00	\$10.50	\$10.50
3048	Offices (A/C)	\$10.00	\$10.50	\$10.50
3049	Maintenance Garage (Non-A/C)	\$7.00	\$7.00	\$7.00
3050	Administration Building (Multiple Tenancy)	\$14.25	\$15.00	\$15.00
3074	In-flight Caterers:	\$8.50 (3)	\$8.50 (3)	\$8.50 (3)
	Kitchen			
3077	Triturator	\$22,000 yr. (6)	\$22,000 yr. (6)	\$22,000 yr. (6)

**Non-Terminal Rates, Miami International Airport, Effective as of October 1, 2022 to September 30, 2023**

Building #	Building Description	2020-2021 Rates	2021-2022 Rates	2022-2023 Proposed Rates
3078	Fuel Building (A/C)	\$10.00	\$10.50	\$10.50
	Offices (A/C)	\$10.25	\$11.00	\$11.00
3089	Parking Garage	\$60.00/month/space	\$60.00/month/space	\$65.00/month/space
3091	Maintenance/Offices (A/C)	\$8.00	\$9.00	\$9.00
3094	Parking Garage	\$60.00/month/space (4)	\$60.00/month/space	\$65.00/month/space
3095-A	Hangar Building			
	Hangar Area (Non-A/C) – 1 <sup>st</sup> Floor	\$12.00	\$12.50	\$13.00
	Office – 1 <sup>st</sup> and 2 <sup>nd</sup> Floors	\$9.00	\$10.00	\$10.00
	Shops & Storage 1st and 2 <sup>nd</sup> Floors	\$8.00	\$8.00	\$8.00
3095-B	Offices (as renovated):			
	Offices—Entire Building (A/C)	\$11.00	\$11.50	\$11.50
	Offices—Per Floor (A/C)	\$17.00	\$17.50	\$17.50
	Offices—Penthouse (A/C)	\$20.00	\$21.00	\$21.00
3101	Maintenance Garage—Storage (Non-A/C)	\$6.00	\$6.50	\$6.75
3110	Offices—Security	\$21.00	\$22.00	\$22.00
3150	Offices (A/C)	\$11.50	\$12.00	\$12.00
3151	Maintenance—Shop (Non-A/C)	\$6.00	\$6.50	\$6.75
	Offices (A/C)	\$11.00	\$11.50	\$11.50
3152	Service Station (Non-A/C)	\$5.75	\$6.00	\$6.25
3153	Car Wash Building	\$5.75	\$6.00	\$6.25
3241	RCC Office (A/C)	\$26.00 (7)	\$26.00 (7)	\$26.50 (7)
	RCC Storage (A/C)	\$15.00 (7)	\$15.00 (7)	\$15.50 (7)
4001	Traffic Control Center	\$13.00	\$13.50	\$14.00
4002	Public Works Office	\$12.00	\$13.00	\$13.00
4003	Corrections Office (A/C)		To Be Demolished	
4003A	Offices (A/C)	\$7.00	\$8.00	\$8.00
	Storage (Non-A/C)	\$6.00	\$6.00	\$6.00
4004	Sign Shop (Non-A/C)	\$6.00	\$6.50	\$6.75
Bldg 770 / Former 2205 NW 70 <sup>th</sup> Ave	Industrial Building outside of MIA	N/A	\$10.25 (NNN)	\$11.25

NNN = Triple Net lease with tenant paying prorata share of all expenses

**New Properties**

788	Showroom (A/C)	N/A	N/A	\$9.50
	Office (A/C)	N/A	N/A	\$9.00
	Warehouse	N/A	N/A	\$8.75
Miami Intermodal Center MIC	Bus Parking Space	N/A	N/A	\$2,500 per month
	Greyhound (Bldg plus 3 bus lanes)	N/A	N/A	\$11,500 per month
	Small office space (police)	N/A	N/A	\$15.00

## **Additional Rental Rate Estimates**

### **Loading Dock**

Loading dock area has an additional rate of \$1.75 per square foot.

### **Utility Rates**

The rental rates herein exclude utilities (water, sewer and electric), except as foot noted. Utilities shall be applied as a separate charge. These rates are not estimated by the appraiser and are supplied by MDAD.

### **Trailer Parking & Modular Units**

Trailer parking has a rate of \$250.00 per space per month for single wide trailers, \$500 per space per month for double wide trailers and \$600 per space per month for a triple wide. Modular units are authorized for temporary use by tenants for office or storage purposes, preceding and/or during construction, and have the rates of \$250.00 per space per month for single wide trailers, \$500 per space per month for double wide trailers and \$650 per space per month for a triple wide.

### **Automobile Parking**

Automobile parking (grade level & non-garage space) has a charge of \$65.00 per space per month. Limousines that occupy no more than a standard parking space/area will be charged \$65 per month. Larger limousines have a rate of \$110 per month. Tour buses and buses more than eight (8) feet wide and 18 feet long have a rate of \$220 per month.

### **Antenna Installations**

Any antenna and its associated equipment for data collection, reception, or transmission related to (i) the monitoring of aircraft movements in the air or on the ground or (ii) any other aviation activity as determined by MDAD, shall pay a fee of \$2,500 annually per antenna, plus rental charges for the land or any facility on which or in which any antenna or associated equipment is installed, based on MDAD's sole determination of the dimensions of the land or facility allocable to such antenna or equipment. For all other antenna and associated equipment for non-aviation or specialty use, fees and rental charges in an amount not to exceed \$250,000.00 annually shall be separately imposed by MDAD as a condition of a lease, license, or permit applicable to the installation of the antenna or equipment.

## Footnotes

**Note:** Footnotes from previous years have been modified to simplify the rental rates. There are additional considerations that may affect some tenants which no longer have an assigned footnote. The new footnotes now apply solely for identifying the estimated market rents. Additional items in the previous footnotes, and no longer included in the new footnotes, include the following:

- Non-airline tenants shall pay the said per square foot rate or 3% of all gross revenues produced from providing aircraft maintenance services to others, whichever is greater.
- Airline tenants shall pay 3% of all gross revenues produced from providing aircraft maintenance services to others in addition to the said per square foot rental rates.
- Additional rent may be applicable to recover costs of 40-year recertification and costs of repairs to comply with life safety codes.
- In addition to the rent, some tenants may pay an opportunity fee of 7.5% of the revenues collected. In this situation the tenant is responsible for all maintenance and repairs.
- Rate includes amortization of 40-year recertification and costs of repairs to comply with life safety codes.
- Common area maintenance is not charged by MDAD

Most of the multi-tenant office rentals have an estimated rent and there is no additional charge for the underlying land rent.

Most of the cargo and hangar buildings have an estimated market rent and in addition the tenant pays for the underlying land rent.

Most of the buildings and the spaces are not separately metered. Miami-Dade County Aviation Department has applicable rate charges to the tenant for electric, air conditioning, et al. These rates are not part of the estimated market rents and are separate from this document. The footnotes currently used in the analysis are as follows:

1. In addition to the building rate charge, there is a land rate charge for “Land Under Building” which is added to the building rate.
2. Rent includes electricity, water, and sewer. There is no land charge for office space, above the first floor.
3. If space is converted to A/C space, tenant pays applicable electric and is responsible for A/C repair and replacement
4. Appraised rate includes a charge of \$.10 per square foot as a trash removal fee.
5. Tenant pays minimum guarantee
6. In addition to rent, tenant pays an opportunity fee of 7.5% of the revenues collected. Tenant is responsible for all maintenance and repairs.
7. Includes land rent and janitorial. Utilities are paid by rental car agencies in MIC.

## Land Zones 1, 2, 3, 4, 5 & 7



### Legend

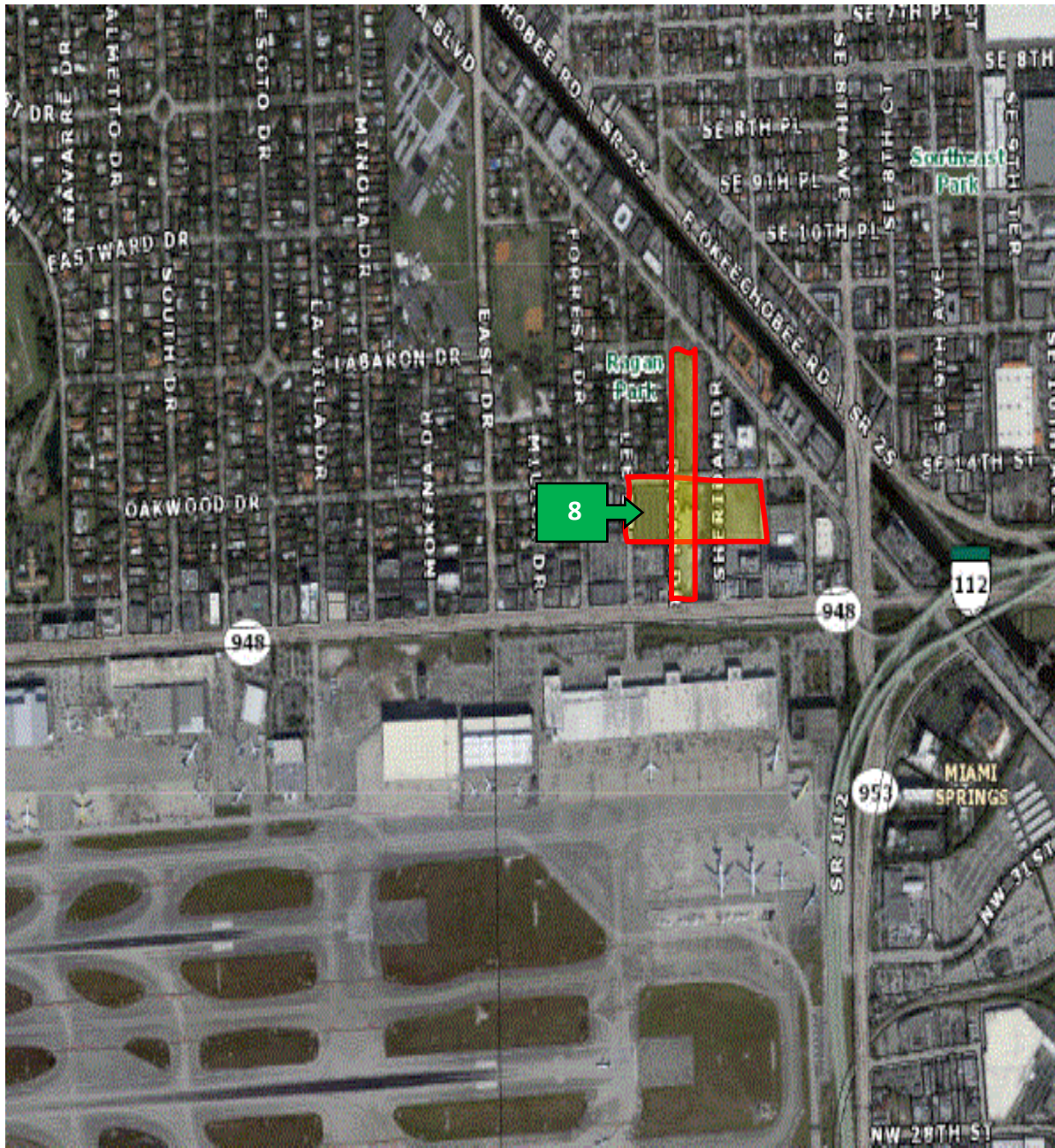
- Land Zone 1
- Land Zone 2
- Land Zone 3
- Land Zone 4
- Land Zone 5
- Land Zone 7

### Land Zone 6





### Land Zone 8







## Certification


The undersigned does hereby certify that, to the best of my knowledge and belief:

1. The statements of fact contained in this report are true and correct.
2. The reported analyses, opinions, and conclusions are limited only by the reported assumptions and limiting conditions and are my personal, impartial, and unbiased professional analyses, opinions, and conclusions.
3. I have no present or prospective interest in the property that is the subject of this report and no personal interest with respect to the parties involved.
4. I have no bias with respect to the property that is the subject of this report or to the parties involved with this assignment.
5. My engagement in this assignment was not contingent upon developing or reporting predetermined results.
6. My compensation for completing this assignment is not contingent upon the development or reporting of a predetermined value or direction in value that favors the cause of the client, the amount of the value opinion, the attainment of a stipulated result, or the occurrence of a subsequent event directly related to the intended use of this appraisal.
7. My analyses, opinions and conclusions were developed, and this report has been prepared, in conformity with the following requirements.
  - Uniform Standards of Professional Appraisal Practice (USPAP)
  - The Code of Professional Ethics and Standards of Professional Practice of the Appraisal Institute
  - The State of Florida requirements for state-certified appraisers
8. I have complied with the USPAP Competency Rule.
9. This appraisal report sets forth all the limiting conditions imposed by the terms of this assignment or by the undersigned affecting the analyses, opinions and conclusions contained in this report.
10. The use of this report is subject to the requirements of the Appraisal Institute relating to review by its duly authorized representatives. Additionally, it is subject to review by the state of Florida relating to review by the real estate appraisal subcommittee of the Florida Real Estate Commission.
11. It should be noted that the valuation herein does not include any furniture, fixtures, or equipment necessary to operate any business, or businesses occupying the subject property. The valuation herein does not include a value for any business entity, or entities occupying the subject property.

*Non-Terminal Rates, Miami International Airport, Effective as of October 1, 2022 to September 30, 2023*

---

12. I, Josh L. Rosen, MAI, a State-Certified General Real Estate Appraiser, have not made a personal inspection of the property that is the subject of this report.
13. As of the date of this report Josh L. Rosen, MAI has completed the continuing education program of the Appraisal Institute.
14. I, Josh L. Rosen, MAI, acknowledge the significant assistance of Lee H. Waronker for the prior inspections, research and preparation of this report.
15. I, Josh L. Rosen, MAI, acknowledge the significant assistance of Bruno Picasso for the inspection, research and preparation of this report.
16. On the subject of this report, I have performed services, as an appraiser within the three-year period immediately preceding acceptance of this assignment.



---

Josh L. Rosen, MAI  
State-Certified General Real Estate Appraiser  
License No. RZ395

*Date of Report* June 15, 2022

## General Assumptions and Limiting Conditions

This appraisal report has been made with the following general assumptions:

1. No responsibility is assumed for the legal description nor is responsibility assumed for matters legal in character or nature. No opinion is rendered as to title, which is assumed to be good and marketable.
2. All existing liens, encumbrances, and assessments have been disregarded, unless otherwise noted, and the property is appraised as though free and clear.
3. Responsible ownership and competent property management are assumed.
4. The information furnished by others is believed to be reliable, but no warranty is given for its accuracy.
5. All engineering studies are assumed to be correct. Any plot plans or illustrative material in this report are included only to help the reader visualize the property.
6. Noted in this appraisal report are any adverse conditions (such as needed repairs, depreciation, the presence of hazardous wastes, toxic substances, etc.) discovered during the data collection process in performing the appraisal. Unless otherwise stated in the appraisal report, the appraisers have no knowledge of any hidden or unapparent physical deficiencies or adverse conditions of the property that would make the property less valuable and have assumed that there are no such conditions and make no guarantees or warranties, express or implied. The appraisers have no responsibility for any such conditions that do exist, or for any engineering or testing, that might be required to discover whether such conditions exist.
7. It is assumed that the property is in full compliance with all applicable federal, state, and local environmental regulations and laws unless the lack of compliance is stated, described, and considered in the appraisal.
8. It is assumed that the property conforms to all applicable zoning and use regulations and restrictions, unless a non-conformity has been identified, described, and considered in the appraisal.
9. It is assumed that all required licenses, certificates of occupancy, consents, and other legislative or administrative authority from any local, state, or national government or private entity or organization have been, or can be obtained, or renewed for any use on which the opinion of value contained in this report is based.
10. It is assumed that the use of the land and improvements is confined within the boundaries or property lines of the property described and considered in the appraisal.
11. Appraisers are not experts in the field of environmental hazards and this report should not be considered an environmental assessment of the property. The client and any intended user are urged to retain an expert in this field. The existence of hazardous materials was present in various areas of the property. The appraiser has no knowledge of the existence of such materials contaminating the property and is not qualified to detect contamination of such substances. The presences of substances such as asbestos, urea formaldehyde foam insulation or other potentially hazardous materials may affect the value of the property. The value estimated is predicated on the assumption that there is no such material

---

*Non-Terminal Rates, Miami International Airport, Effective as of October 1, 2022 to September 30, 2023*

---

- contaminating the property that would cause a loss in value. No responsibility is assumed for any such conditions, or for any expertise or engineering knowledge required to discover them.
12. The physical condition of the improvements, if any, described herein was based on visual inspection. No liability is assumed for the soundness of structural members since no engineering tests were made of same.
  13. Neither all nor any part of this appraisal report shall be disseminated to the public using the appraiser's name or appraisal designation, without prior written consent of the appraisers signing this appraisal report.
  14. Neither all nor any part of this appraisal report shall be disseminated without the appraiser's written consent and approval must be obtained before this appraisal report can be conveyed by anyone to the public through advertising, public relations, news, sales, or other media.
  15. Authorization is not allowed for the out-of-context quoting from, or partial reprinting of, this appraisal report.
  16. There is no requirement to give testimony or appear in court because of having made an appraisal of the appraised property, unless specific arrangements to do so have been made in advance, or as otherwise required by law.
  17. The reader should be advised that our employment was not contingent on the appraisal providing a minimum valuation, a specific calculation, or the approval of a loan.
  18. Additionally, we have complied with the USPAP Competency Rule.
  19. The Client, as identified within the appraisal, is the party or parties who engaged the appraiser for a specific assignment. By receiving a copy of this report from the client, that person or persons do not become a party to the appraiser-client relationship, nor an intended user. Any person who receives a copy of this appraisal report, due to disclosure requirements that apply to an appraiser's client, does not become an intended user of this report unless the client specifically identified them at the time of the assignment, and they are identified in the report.
  20. If the valuation in the report is subject to satisfactory completion, repairs, or alterations, it is assumed that the improvements will be completed competently and without significant deviation. If a cost to complete these improvements was provided by the client, it is assumed that the estimate is accurate, unless otherwise noted.
  21. The contents of the appraisal report, except as required by the Uniform Standards of Professional Appraisal Practice, and/or applicable federal, state, or local laws, will not be disclosed.

***Limiting Conditions:***

1. The allocation of total value between land and improvements applies only under the described utilization. The separate valuations for land and improvements must not be used in conjunction with any other appraisal and are invalid if so used.
2. The Americans with Disability Act (ADA) became effective January 26, 1992. The appraiser has not made a specific compliance survey and analysis of this property to determine whether it is in conformity with the various detailed requirements of the requirements of the ADA. It is possible that a compliance survey of the property and a detailed analysis of the requirements of the ADA, could reveal that the property is not in compliance with one or more of the requirements of the Act. If so, this fact could have a negative impact upon the value of the property. Since the appraiser has no direct evidence relating to this issue, possible noncompliance with the requirements of ADA was not considered in estimating the value of the property.



June 22, 2022

Mr. Robert Warren  
Miami-Dade Aviation Department  
P.O. Box 025504  
Miami, Florida 33102

RE: Miami-Dade Aviation Department  
Fiscal Year 2023 General Aviation Rental Rates and Charges Review

Dear Mr. Warren:

Slack, Johnston & Magenheimer, Inc. has been retained to provide appraisal services as part of our professional service agreement approved by EPPRFP-01396. The scope of this analysis is limited to estimates of annual market rent for various properties located at Miami-Dade County's general aviation airports. This letter provides summary information in a restricted report format. Additional information concerning the analysis is retained in our files. This analysis was prepared in compliance with the Uniform Standards of Professional Appraisal Practice (USPAP). The intended use of this report is to make recommendations to Miami-Dade County concerning the rental rates at their general aviation airports and the intended user is the Miami-Dade Aviation Department. Market rent is defined in the Dictionary of Real Estate Appraisal.

The scope of appraisal services includes estimates of the annual market rental rates for various properties at Miami-Dade County's general aviation airports, including Miami-Opa Locka Executive Airport (OPF), Miami Executive Airport (TMB) and Miami Homestead General Aviation Airport (X51). Our analysis has included visits to the airports and the improvements, as well as market research of similar aeronautical and non-aviation properties.

Our general aviation rental rate analysis included a review of the method of establishing rental rates and charges. Generally, airports within Florida do not sell; therefore, determining rental rates and charges based on capitalization of sales prices is not possible. There are two generally acceptable methods of estimating rental rates: 1) a market comparative analysis based on market research and 2) a comparison of non-airport (off-port) land and improvement values to airport (on-port) properties.

It is our opinion that market research produces the best method of estimating rental rates between similar property types. This method serves as the basis for our estimation of fair market annual rental rates for the Miami-Dade County's general aviation airports.

Mr. Robert Warren  
June 22, 2022

We have reviewed local and national surveys of airport rates and charges. Our research revealed there is limited, reliable survey information available for annual rental rates at airports in Florida. Our research included a direct survey of over 50 public general aviation, as well as non-hub and small-hub commercial airports within Florida. Our market research focused on general aviation rental rates and charges within Florida based on a direct questionnaire, as well as telephone interviews with several airport managers and fixed base operators. This was a direct survey and the reliability of the information collected is considered good.

The primary focus of our survey was rental rates and charges for airport properties, including both aeronautical and non-aviation uses. The airports have been compared based on location, physical size, annual operations, based aircraft and fuel flowage. The data collected includes statistical information described above, as well as rates and charges for various types of airport properties.

Our survey indicates that, although there is a wide variation in geographic locations and non-aviation property values throughout Florida, there are several similarities in rental rates and charges for various components at general aviation airports. Airports were compared based on activity levels relating to geographic locations, physical size, number and length of runways, based aircraft, annual operations and fuel flowage.

In our research, the primary focus of airport comparisons was based on geographic location and relationships between based aircraft, operations and fuel flowage. The survey information was collected and analyzed for the purpose of comparison to Miami-Dade County's general aviation airports. The airports were compared based on their activity levels, as previously discussed.

Based on our market analysis, we have recommended revising the current rental rates slightly for most of the properties at the County's general aviation airports. It was noted, the market conditions for the non-aviation properties at the general aviation airports continue to change based on market sales analysis. It is recommended the County continue to undertake individual appraisals of the non-aviation properties to establish rental rates on a case-by-case basis to best reflect market conditions at the time.

Based on our research and analysis, we recommend revising many of the rental rates for Fiscal Year 2023. Refer to the attached FY2023 Rental Rate Summary for each airport. The following changes to general aviation rental rates for FY2023 are recommended.

**Miami Homestead General Aviation –**

**Aeronautical Land** - Increase the annual aeronautical land rental rate \$0.01 per square foot to \$0.10 per square foot.

**Pavement** – Increase the annual pavement rental rate \$0.01 per square foot to \$0.07 per square foot.



Mr. Robert Warren  
June 22, 2022

Aeronautical Buildings: Revise the annual building rental rates as follows:

X51 Building	FY2022 \$/SF/Yr.	Increase \$/SF/Yr.	FY2023 \$/SF/Yr.
2	\$4.00	\$0.25	\$4.25
3	\$2.80	\$0.10	\$2.90
5	\$3.85	\$0.05	\$3.90
10	\$4.00	\$0.25	\$4.25
14	\$2.80	\$0.10	\$2.90

**Miami Executive –**

Aeronautical Land - Increase the annual aeronautical land rental rate \$0.02 per square foot to \$0.27 per square foot.

Pavement – Increase the annual pavement rental rate \$0.01 per square foot to \$0.07 per square foot.

Non-Aeronautical Land - We recommend independent review and site appraisals of proposals to rent non-aviation land concerning terms and location on a case-by-case basis to best reflect market conditions at the time.

Aeronautical Buildings: Revise the annual building rental rates as follows:

TMB Building	FY2022 \$/SF/Yr.	Increase \$/SF/Yr.	FY2023 \$/SF/Yr.
109A	\$3.70	\$0.25	\$3.95
109B	\$3.70	\$0.25	\$3.95
114	\$3.90	\$0.35	\$4.25
121	\$6.35	\$0.65	\$7.00
123	\$6.30	\$0.65	\$6.95
221	\$4.05	\$0.25	\$4.30
222	\$2.60	\$0.15	\$2.75
225	\$3.45	\$0.20	\$3.65
226	\$1.30	\$0.10	\$1.40
227	\$4.10	\$0.20	\$4.30
228	\$7.25	\$0.50	\$7.75
229	\$6.85	\$0.50	\$7.35
232	\$5.95	\$0.80	\$6.75
233	\$3.25	\$0.25	\$3.50
234	\$3.25	\$0.25	\$3.50
235	\$3.25	\$0.25	\$3.50
247	\$6.75	\$0.60	\$7.35
501	\$9.20	\$0.80	\$10.00
505 (1)	\$6.05	\$0.60	\$6.65
507	\$18.50	\$1.50	\$20.00

Note 1: Rent for Building 505 if rented at market rent levels

Mr. Robert Warren  
June 22, 2022

**Miami - Opa Locka Executive Airport -**

Aeronautical Land - Increase the annual aeronautical land rental rate \$0.04 per square foot to \$0.35 per square foot.

Pavement – Increase the annual pavement rental rate \$0.01 per square foot to \$0.07 per square foot.

Non-Aeronautical Land - We recommend independent review and site appraisals of proposals to rent non-aviation land concerning terms and location on a case-by-case basis to best reflect market conditions at the time.

Non-Aeronautical Land: Revise the annual non-aviation land rent per square foot as follows:

OPF Land	FY 2022	Increase	FY2023
Non-Aeronautical	\$/SF/Yr.	\$/SF/Yr.	\$/SF/Yr.
Clear Zone O-7889 (MLOC)	\$0.75	\$0.15	\$0.90
Parcel O-1519 (MDWASD)	\$1.10	\$0.20	\$1.30
Parcel O-216 (MDDC)	\$1.40	\$0.20	\$1.60

OPF Clearzone Parcel O-8088 - Continue 3% annual increase per agreement.

Aeronautical Buildings: Revise the annual building rental rates as follows:

OPF Building	FY2022	Increase	FY2023
	\$/SF/Yr.	\$/SF/Yr.	\$/SF/Yr.
40.3e	\$8.80	\$0.20	\$9.00
40.2c	\$8.35	\$0.15	\$8.50
40.1w	\$8.55	\$0.15	\$8.70
41.3e	\$8.35	\$0.15	\$8.50
41.2c	\$8.35	\$0.15	\$8.50
41.1w	\$8.35	\$0.15	\$8.50
45	\$7.65	\$0.15	\$7.80
46	\$14.50	\$0.50	\$15.00
47	\$7.80	\$0.15	\$7.95
107Office	\$19.00	\$1.00	\$20.00
107Dorm	\$20.00	\$1.00	\$21.00

The attached airport rental summaries for Miami-Opa Locka Executive, Miami Executive and Miami Homestead General Aviation Airports reflect our recommendations.

Sincerely,

SLACK, JOHNSTON & MAGENHEIMER, INC.



Andrew H. Magenheimer, MAI  
CERT. GEN. RZ1073

Enclosures

\\MDAD\GA.FY23.RATES

**CERTIFICATION**

We certify that, to the best of our knowledge and belief, ...

- the statements of fact contained in this report are true and correct.
- the reported analyzes, opinions, and conclusions are limited only by the reported assumptions and limiting conditions and are our personal, impartial and unbiased professional analyzes, opinions, and conclusions.
- we have no present or prospective interest in the property that is the subject of this report and we have no personal interest or bias with respect to the parties involved.
- our compensation is not contingent upon the reporting of a predetermined value or direction in value that favors the cause of the client, the amount of the value estimate, the attainment of a stipulated result, or the occurrence of a subsequent event.
- our analysis, opinions, and conclusions were developed, and this report has been prepared, in conformity with the following: 1) the Uniform Standards of Professional Appraisal Practice (USPAP); 2) the Code of Professional Ethics and the Standards of Professional Appraisal Practice of the Appraisal Institute; and 3) the requirements of the State of Florida for state-certified appraisers.
- we have made a personal visit to the property that is the subject of this report.
- Zach Olen, MAI, Cert. Gen. RZ3124, provided significant professional assistance to the person signing this certification.
- the use of this report is subject to the requirements of the State of Florida relating to review by the Real Estate Appraisal Subcommittee of the Florida Real Estate Commission and to the requirements of the Appraisal Institute relating to review by its duly authorized representatives.
- the appraisal assignment was not based on a requested minimum valuation, a specific valuation, or the approval of a loan.
- Slack, Johnston & Magenheimer has performed services regarding the subject property in the past three years.
- as of the date of this report, Andrew H. Magenheimer, has completed the requirements of the continuing education program for Designated Members of the Appraisal Institute.

SLACK, JOHNSTON & MAGENHEIMER, INC.



Andrew H. Magenheimer, MAI  
CERT. GEN. RZ1073

<b>Miami - Opa Locka Executive Airport (OPF)</b>				
<b>FY 2023 Property Rental Summary</b>				
<b>LAND RENTAL</b>		<b>Rent/Sq.Ft./Year</b>		
		Actual FY2021	Actual FY2022	Proposed FY2023
Aeronautical Land		\$0.29	\$0.31	\$0.35
Nonaeronautical Land - appraise individually case-by-case as necessary				
<b>PAVEMENT RENTAL</b>		<b>Rent/Sq.Ft./Year</b>		
		Actual FY2021	Actual FY2022	Proposed FY2023
Pavement		\$0.05	\$0.06	\$0.07
<b>Non-Aviation Land</b>		<b>Rent/Sq.Ft./Year</b>		
<b>Lease Number/Tenant</b>		Actual FY2021	Actual FY2022	Proposed FY2023
Lease No.	O-216	\$1.20	\$1.40	\$1.60
Dept. of Corrections				
Lease No.	O-1519	\$0.95	\$1.10	\$1.30
WASD				
Lease No.	O-8088	\$0.567	\$0.584	\$0.602
Schaecter - clearzone (2)				
Lease No.	O-7889	\$0.65	\$0.75	\$0.90
Mia Lks Office Condo - clearzone				
<b>BUILDING RENTAL (1)</b>		<b>Rent/Sq.Ft./Year</b>		
<b>Aviation Tenants</b>		Actual FY2021	Actual FY2022	Proposed FY2023
Building	40.3e	\$8.55	\$8.80	\$9.00
Building	40.2c	\$8.15	\$8.35	\$8.50
Building	40.1w	\$8.30	\$8.55	\$8.70
Building	41.3e	\$8.15	\$8.35	\$8.50
Building	41.2c	\$8.15	\$8.35	\$8.50
Building	41.1w	\$8.15	\$8.35	\$8.50
Building	45	\$7.20	\$7.65	\$7.80
Building	46	\$13.50	\$14.50	\$15.00
Building	47	\$7.30	\$7.80	\$7.95
Building	107Office	\$19.00	\$19.00	\$20.00
Building	107Dorm	\$20.00	\$20.00	\$21.00
Note 1: Annual rent/SF excluding land or pavement				
Note 2: Rent subject to annual 3% increase				
Last Revised 6/22/2022				
OPF.FY23				

<b>Miami Executive Airport (TMB)</b>			
<b>FY 2023 Property Rental Summary</b>			
<b>LAND RENTAL</b>		<b>Rent/Sq.Ft./Year</b>	
		Actual FY2021	Actual FY2022
			Proposed FY2023
Aeronautical Land		\$0.24	\$0.25
Nonaeronautical Land - appraise individually case-by-case as necessary			\$0.27
<b>PAVEMENT RENTAL</b>		<b>Rent/Sq.Ft./Year</b>	
		Actual FY2021	Actual FY2022
			Proposed FY2023
Pavement		\$0.05	\$0.06
<b>FARM LAND</b>		<b>Rent/Acre/Year</b>	
		Actual FY2021	Actual FY2022
			Proposed FY2023
Farm Land - minimum bid		\$500	\$500
<b>BUILDING RENTAL (1)</b>		<b>Rent/Sq.Ft./Year</b>	
<b>Aviation Tenants</b>		Actual FY2021	Actual FY2022
			Proposed FY2023
Building	102	\$3.35	\$3.35
Building	109	\$3.60	\$3.60
	109A	\$3.35	\$3.70
	109B	\$3.35	\$3.95
Building	114	\$3.30	\$3.90
Building	121	\$5.80	\$6.35
Building	123	\$5.75	\$6.30
Building	221	\$3.65	\$4.05
Building	222	\$2.55	\$2.60
Building	247	\$6.30	\$6.75
Building	504	\$4.95	\$4.95
Building	225	\$3.40	\$3.45
Building	226	\$1.30	\$1.30
Building	227	\$3.75	\$4.10
Building	228	\$6.70	\$7.25
Building	229	\$6.40	\$6.85
Building	232	n/a	\$5.95
Building	233	n/a	\$3.25
Building	234	n/a	\$3.25
Building	235	n/a	\$3.25
Building	501	\$8.30	\$9.20
Building (2)	505	n/a	\$6.05
Building	507	\$16.50	\$18.50
Note 1: Annual rent/SF excluding land and pavement			
Note 2: Building rent if rented at market rent levels			
Last Revised 6/22/2022			
TMB.FY23			

<b>Miami Homestead General Aviation Airport FY 2023 Property Rental Summary</b>			
<b>LAND RENTAL</b>	<b>Rent/Sq.Ft./Year</b>		
	Actual FY 2021	Actual FY2022	Proposed FY2023
Aeronautical Land	\$0.08	\$0.09	\$0.10
<b>PAVEMENT RENTAL</b>	<b>Rent/Sq.Ft./Year</b>		
	Actual FY 2021	Actual FY2022	Proposed FY2023
Pavement	\$0.05	\$0.06	\$0.07
<b>FARM LAND</b>	<b>Rent/Acre/Year</b>		
	Actual FY 2021	Actual FY2022	Proposed FY2023
Farm Land - minimum bid	\$450	\$450	\$450
<b>BUILDING RENTAL (1)</b>	<b>Rent/Sq.Ft./Year</b>		
<b>Aviation Tenants</b>	Actual FY 2021	Actual FY2022	Proposed FY2023
Building 2	\$3.85	\$4.00	\$4.25
Building 3	\$2.80	\$2.80	\$2.90
Building 5	\$3.65	\$3.85	\$3.90
Building 10	\$3.85	\$4.00	\$4.25
Building 14	\$2.80	\$2.80	\$2.90
Note 1: Annual rent/SF excluding land or pavement Last Revised 6/22/2022 X51.FY23			

## Implementing Order



**Implementing Order No.:** 4-133

**Title:** SCHEDULE OF TRANSIT FARES RATES AND CHARGES

**Ordered:** ~~9/17/2020~~ **Effective:** ~~10/01/2020~~ 6/25/2021  
6/15/2021

**AUTHORITY:** Section 1.01, 2.02, and 5.02 of the Miami-Dade County Home Rule Charter and Amendment.

**SUPERSEDES:**

This Implementing Order 4-133 supersedes ~~Resolution R-294-16 adopted April 05, 2016 as it relates to those items specified in the attached fee schedule. Any items not expressly superseded herein remain in effect.~~ Resolution No. R-593-21, adopted on June 15, 2021 and effective on June 25, 2021.

**POLICY:**

This Implementing Order establishes a schedule of fees for transit fares, rates and charges.

**FEE SCHEDULE:**

The fee schedule adopted by this Implementing Order is attached hereto and made a part hereof. The official fee schedule is also filed with and subject to the approval of the Board of County Commissioners and on file with the Clerk thereof. Fees that are charged by the Department of Transportation and Public Works shall be the same as those listed in the official fee schedule on file with the Clerk of the County Commission.

This Implementing Order is hereby submitted to the Board of County Commissioners of Miami-Dade County, Florida.

**DEPARTMENT OF TRANSPORTATION AND PUBLIC WORKS (DTPW)  
SCHEDULE OF TRANSIT FARES, RATES AND CHARGES**

I. Cash Fares	Base Fare	Discount Fare <sup>1</sup>	Miami-Dade County Golden/Patriot Pass <sup>2, 11</sup>
A. Metrobus or Metrorail	\$2.25	\$1.10	Free
B. Metromover	Free	Free	Free
C. Transfer from bus to rail, or rail to bus **	Free	Free	Free
D. Transfer from bus to Metromover	Free	Free	Free
E. Transfer from Metromover to bus	\$2.25	\$1.10	Free
F. Transfer from Metrorail to Metromover	Free	Free	Free
G. Transfer from Metromover to Metrorail	\$2.25	\$1.10	Free
H. Metrobus Inter-County Services	\$2.65	\$1.30	Free
I. Metrobus Shuttle	Free	Free	Free
J. Metrobus Circulator	Free	Free	Free
K. Parking fee-daily maximum*	\$4.50	\$4.50	\$4.50
L. Parking fee-special events and Non-transit patron daily maximum	\$10.00	N/A	Free
M. Juror Parking <sup>3</sup>	Free	Free	Free
N. Full Fare Transfer Bus/Rail to Inter-County Services Transfer **	\$0.95	\$0.45	Free

\* The Golden Passport and Patriot Passport holders are entitled to purchase a monthly parking permit. The discounted fare patrons must purchase a discount monthly pass in order for them to buy a monthly parking permit.

\*\* Transfers are only available with the EASY Card /EASY Ticket.

II. Special Transportation Service Fares Rate Equal to \$3.50	
A. Minimum Per Trip	\$3.50
<del>B. Temporary Special Transportation Services Fare Rate Equal to \$2.00 for the remainder of Fiscal Year 2020-2021</del>	<del>\$2.00</del>

III. Prepaid Passes <sup>4, 12</sup>	
A. Monthly Transit Pass <sup>5</sup>	\$112.50
B. Discount Transit Passes <sup>6</sup>	\$56.25
C. Regional Monthly Pass <sup>5</sup>	<del>\$145</del> 155.00
D. Discount Regional Monthly Pass <sup>6</sup>	\$72.50
E. Monthly Group Discount - 10% Corporate Discount <sup>7</sup>	\$101.25
F. Monthly Group Discount - 15% Corporate Discount <sup>7</sup>	\$95.65
G. Monthly College/Adult Education Pass <sup>8</sup>	\$56.25



H. Monthly Parking Permit (add on to transit pass) <sup>9</sup>	\$11.25
I. Regional Monthly Parking Fee (for non DTPW customers) <sup>9</sup>	\$20.00
J. Monthly Transit Parking without Monthly Transit Pass <sup>10</sup>	\$45.00
K. Weekly Transit Pass	\$29.25
L. Discount Weekly Transit Pass <sup>6</sup>	\$14.60
M. Daily Transit Pass	\$5.65
N. Daily Discount <sup>11</sup>	\$2.80

IV. EASY Card/EASY Ticket	
A. EASY Card	\$2.00
B. EASY Ticket	Free

V. Spotter Program <sup>13</sup>	
A. DTPW Construction and Facility Monitors	<del>\$26.07</del> \$28.13
B. DTPW Escort	<del>\$73.45</del> \$79.78

VI. Incidental Use Fees <sup>14</sup>	
A. Filming (per Day)	\$300.00
B. Still Photoshoots (per Day)	\$140.00
C. Student Filming / Photoshoot (per Day)	\$100.00
D. Other Uses of Space at Transit Facilities (per Day) <sup>15</sup>	\$100.00 to \$300.00

<u>VII. Utility and Adjacent Construction Permit Fee<sup>16</sup></u>	
<u>A. Non-Refundable Upfront Fee for Permit</u>	<u>\$80.00</u>

VIII. DTPW may establish other rates based on costs; promotional discounts may be authorized by the DTPW Director as limited by ~~section~~Section 2-150-(c) of the Miami-Dade County Code; the DTPW Director may authorize use of free transit passes in exchange for community service hours for those non-profit entities and up to the amounts set forth in the annual adopted budget.

~~VIII-X~~. All of the above rates, fares, and charges shall automatically be adjusted every three years, without the need for any further action by the Board of County Commissioners, in accordance with the average rate of the Consumer Price Index (CPI) for the preceding three years. Any adjustments in rates, fares, or charges made pursuant to this provision shall be rounded to the nearest five cent increment.

<sup>1</sup> Applicable at all times on Metrobus and on Metrorail when using the Monthly Discount Fare Permit. Those patrons entitled to reduced fares are: a) youths through grade 12 with proper student identification, b) persons with disabilities as defined by DTPW rules and have a DTPW Reduced Fare Permit, c) seniors 65 and above who do not have a Golden Passport, but have a Medicare card (not Medicaid) or DTPW Reduced Fare Permit or government-issued photo identification and d) employed individuals earning between 150% and 200% of the federal poverty level as defined by the United States Department of Health and Human Services for a period of 2 years from the date of issuance.

<sup>2</sup> Applicable at all times to permanent Miami-Dade County citizens who qualify for a Golden Passport or Patriot Passport who display a valid Pass. Replacement of a Golden Passport or a Patriot Passport Pass is free for the first replacement, \$10 for the second replacement and \$25 for the third or more replacement. Fees are waived when a police report listing the Pass as stolen is submitted. Misuse of a Golden Passport or Patriot Pass will result in forfeiture of its use for one year.

<sup>3</sup> As per Resolution No. R-365-13

<sup>4</sup> DTPW may issue other prepaid media with price and rules determined from other portions of this rate schedule.

<sup>5</sup> Promotional discounts may be authorized by the DTPW Director as limited by ~~Section-section~~ 2-150(c) of the Miami-Dade County Code.

<sup>6</sup> Available to any Medicare recipient (must show Medicare card at time of purchase), qualified people with disabilities and Miami-Dade youth in grades 1-12 (with a valid permit/ID) and employed individuals earning between 150% and 200% of the federal poverty level as defined by the United States Department of Health and Human Services for a period of 2 years from the date of issuance.

<sup>7</sup> As restricted by Ordinance 86-45.

<sup>8</sup> May be sold only in bulk quantities to participating colleges, universities, or vocational/technical education centers within for individual sale to full-time students only, as restricted by Ordinance 88-83.

<sup>9</sup> Available only when purchased in combination with a monthly pass except for a Patriot Pass, Golden Passport and DTPW employees who may purchase monthly parking permits without purchase of monthly pass.

<sup>10</sup> Available only when using Transit.

<sup>11</sup> As per Resolution No. R-294-16, employed individuals who make between 150 percent and 200 percent of the federal poverty level as defined by the United States Department of Health and Human Services will be eligible for a reduced fare.

<sup>12</sup> Replacement of all Passes will cost \$5 for the first replacement, \$20 for the second replacement and \$50 for the third or more replacement. Fees are waived when a police report listing the Pass as stolen is submitted.

<sup>13</sup> Spotter Program rates will be adjusted on a yearly basis.

<sup>14</sup> Incidental Use Fees for Transit Facilities -- include Incidental Fees for Film and Photoshoots of Metrorail/Metromover Stations, Transit facilities, Buses and Trains in service; Additional fees for filming and photoshoots to include Personnel (actual overtime rates); Train/Bus rental (when the client wants to rent a Bus or Train to park at a station) (per hour rate will apply with a four hour minimum and travel time.); Other transit property filming and photoshoot fee schedule: All filming on all transit property requires a minimum of one transit security guard at productions expense (actual rates apply).

<sup>15</sup> The amount will be determined by the DTPW Director depending on the use of the space and the location.

<sup>16</sup> [Utility and Adjacent Construction Permit Fee is a non-refundable fee paid upfront for each Plans Review permit application through the DTPW Permit Application process; the fee is charged to anyone seeking a permit adjacent to or within a transit corridor – including contractors, developers, utility companies, individuals, and other government entities including County Departments; this permit fee is based on the established fee schedule used by the Department’s Public Works divisions.](#)

IO No.: IO 4-63

Ordered: 9/2028/221

Effective: 10/1/242

**FEE SCHEDULE FOR REGULATORY AND ECONOMIC RESOURCES  
DEPARTMENT (Building and Neighborhood Compliance)**

**AUTHORITY:**

Ordinance No. 76-70, Section 4.02 of the Miami-Dade County Home Rule Amendment and Charter; Sections 1.01, 2.02A, 2-1324, 8-2, 8-5, 8-6.1, and 10-15, 8CC-6 and 8CC-7 of the Code of Miami-Dade County; and Article LXXI of Chapter 2 of the Code of Miami-Dade County; and Chapters 8, 10, 17, 17A, 17B, 19, 21, 30, and 33 of the Code of Miami-Dade County; Administrative Order Nos. 2-5, 4-115 and 4-120; Section 108 of the Florida Building Code; Section of the Florida Statutes.

**SUPERSEDES:**

This Implementing Order supersedes Implementing Order 4-63 ordered September ~~2028~~, 20~~18~~21, and effective October 1, 20~~18~~21.

**POLICY:**

A policy of fees covering the cost of providing Building and Neighborhood Compliance services shall be established and no application, permit, certificate, or receipt shall be issued until the appropriate fee is paid.

**PROCEDURE:**

The responsibility for this Implementing Order is assigned to the Director, Miami-Dade County Regulatory and Economic Resources Department, who shall be responsible for the collection of fees and the delivery of required services pursuant to all the code chapters listed above under section "Authority." Each two years or earlier, if need be, the Director shall review all fees in terms of their cost and recommend necessary changes to the County Mayor.

**FEE SCHEDULE:**

The fee schedule adopted by this Implementing Order has been presented and is considered a part hereof. In accordance with Section 2-3 of the Code of Miami-Dade County, this official Fee Schedule is also filed with the Clerk of the Board of County Commissioners. Fees which are charged by Building and Neighborhood Compliance shall be the same as those listed in the official Fee Schedule on file with the Clerk of the County Commission.

This Implementing Order is hereby submitted to the Board of County Commissioners of Miami-Dade County, Florida.

Approved by the County Attorney as  
to form and legal sufficiency.

# MIAMI-DADE COUNTY



## REGULATORY AND ECONOMIC RESOURCES DEPARTMENT

Building and Neighborhood Compliance

# FEE SCHEDULE

Effective: October 1, 202~~1~~2

# MIAMI-DADE COUNTY REGULATORY AND ECONOMIC RESOURCES INDEX

	<b>Page</b>
<hr/>	
<b>I. <u>Building Permitting Fees</u></b>	
A. General Information on Special Fees	4-9
B. Building Permit Fees	9-13
C. Plumbing Permit Fees	13-16
D. Electrical Permit Fees	16-19
E. Mechanical Permit Fees	20
F. Boilers and Pressure Vessels	21
G. Cost of Publications and Records	22
H. Annual Facility Permit Fees	22-23
I. <del>40-Year Building</del> Recertification Fees	23
J. Structural Glazing Systems Recertification Fees	23
K. Enforcement Fees	23
L. Certificate of Occupancy and Certificate of Completion	24
<b>II. <u>Neighborhood Compliance Fees</u></b>	
A. Case Processing Recovery Fees	24
B. Code of Miami-Dade County-Chapters 17, 17A, and 17B	24
C. Surveys by County Department	24
D. Returned check Charges	24
E. Interest	25
F. Special Projects	25
G. Foreclosure Registry Fee	25
<b>III. <u>Lien Fees</u></b>	
A. Lien Settlement/Collection Processing Fees	25
<b>IV. <u>Boards and Building Code Administration Fees</u></b>	
A. General Fees	25
B. Product Control Fees	26
C. Contractor, Qualifying Agent, Master, Journeyman, Installer, Maintenance Personnel Application Fees and Board Fees	26-28
D. Copies of Records	29
E. Assessment of Code Administration Fee	29

**I. BUILDING PERMITTING FEES:**

**A. GENERAL INFORMATION ON SPECIAL FEES**

- 1. **DOUBLE FEES**  
When work for which a permit is required is commenced prior to obtaining a permit, the permit applicant will be required to pay an additional fee of one hundred percent 100% of the usual permit fee in addition to the required permit fee established herein. The payment of the required fee shall not relieve the applicant of other penalties established by law. The double fee requirements shall be applicable to all divisions of the Construction, Permitting, and Building Code Service Area of the Miami-Dade County Regulatory and Economic Resources Department or Building and Neighborhood Compliance.
- 2. **ADDITIONAL INSPECTION FEES** 71.55  
The building permit fee entitles the permit holder to an initial and follow-up inspection for each type of mandatory inspection. All work shall be inspected, and deficiencies shall be noted by the building inspector. When the work to be inspected is only partially complete, the inspection shall be performed on those portions of the work completed, provided that compliance with the applicable Building Code(s) may be determined with respect to those portions. A permit holder shall pay a fee of \$71.55 for each additional inspection required to assure compliance with the applicable Building Code(s) beyond the initial and one follow-up inspection. All additional inspection fees shall be paid by any method acceptable to the Miami-Dade County Regulatory and Economic Resources Department (RER or Department).
- 3. **LOST, REVISED, AND REWORKED PLANS FEE**
  - a) **LOST PLANS:** When plans are lost by the owner or contractor, a fee will be assessed in the amount of thirty percent (30%) of original Building Permit fee, but not less than:
    - Single Family Residence or Duplex 71.55
    - All others 128.80
  - b) **REVISED PLANS PROCESSING FEE**
    - 1) Plan revisions shall be subject to a fee at the rate of \$1.25 per minute of time for each review that takes longer than 5 minutes.
    - REWORKS:** The building permit fee entitles the applicant to an initial plan review and one follow-up review per discipline. A re-work fee shall be charged for each additional follow-up plan review. 106.59
  - c) **LOST PERMIT CARD FEE:** A replacement fee shall be charged for the loss of a Permit Inspection Record Card after a permit has been issued. 31.25
  - d) Records of inspection results in excess of five (5) pages 1.25
- 4. **REFUNDS, TIME LIMITATION, CANCELLATIONS**  
The fees charged pursuant to this schedule, provided the same are for a permit required by the applicable Building Code(s), and Chapter 8 of the Code of Miami-Dade County, may be refunded by Building and Neighborhood Compliance subject to the following:
  - a) No refunds shall be made on requests involving:

- 1) permit fees of \$130.00 or less; or
  - 2) permits revoked by the Building Official under authority granted by the applicable Building Code(s), and Chapter 8 of the Code of Miami-Dade County; or permits cancelled by court order, or conditional permits; or permits that have expired; or
  - 3) permits under which work has commenced as evidenced by any recorded inspection having been made by Building and Neighborhood Compliance; or
  - 4) the original permit holder when there is a change of contractor.
- b) A full refund less \$130.00 or fifty percent (50%) of the permit fee, whichever is greater, rounded to the nearest dollar, shall be granted to a permit holder who requests a refund, provided:
- 1) That Building and Neighborhood Compliance receives a written request from the permit holder prior to the permit expiration date; and
  - 2) That the permit holder submits with such request the applicant's validated copy of such permit; and
  - 3) That no work has commenced under such permit as evidenced by any recorded inspection or field verification

- c) Where there is a change of contractor or qualifier involving a permit, the second permit holder shall pay a fee to cover the cost of transferring the data from the original permit to the second permit. Except when the original permit has expired or the original permit fee is less than established in this section, in which case, the full permit fee is charged. 107.34
- d) Where a permit has become null and void pursuant to the applicable Building Code(s), a credit of fifty percent (50%) of the permit fee shall be applied to any re-application fee for a permit covering the same project and involving the same plans, provided that the complete re-application is made within six (6) months of the expiration date of the original permit, and provided that no refund had been made as provided in this Section.
- e) Cancellation of Expired Permits 72.00  
Per review and/or required inspection

5. GENERAL INFORMATION  
 In addition to the fees assessed by Building and Neighborhood Compliance, the permit fee includes other fees assessed by other service areas, agencies, and/or Departments involved in the permitting process, including, but not limited to, the State of Florida; the Miami-Dade Fire Rescue Department; Public Works and Waste Management Department; Water and Sewer Department; and the Environmental Resources Management and Development Services area of RER.

6. INSPECTIONS REQUIRING OVERTIME  
 Charges for construction inspections, which are requested in advance and which require that an employee work overtime, will be at the following hourly rates:

Overtime Inspections (Regular Day)	84.38
Inspections performed on a holiday	112.50

7. FEES BASED ON ESTIMATED COST – DOCUMENTATION REQUIREMENTS

Building and Neighborhood Compliance may require the permit applicant to submit appropriate documentation as proof of estimated cost of construction used to compute permit fees.

8. MIAMI-DADE COUNTY AVIATION DEPARTMENT IMPROVEMENT PROJECTS

Building and Neighborhood Compliance will assess a fee on all Miami-Dade County Aviation Department projects based upon direct costs for services provided in accordance with Federal Aviation Administration Authorization Act of 1994 (Public Law 103-105, dated August 23, 1994).

9. UP-FRONT FEE FOR PERMIT SUPPORT FUNCTIONS PERFORMED BY CONSTRUCTION, PERMITTING, AND BUILDING CODE (CPBC)

A non-refundable up-front fee will be assessed for permit support functions, including acceptance of applications, distribution of plans, document storage, and technology support for applications accepted through CPBC.

25.00

10. REFUND FOR BUILDING PERMITS NOT REQUIRING REWORK

The permit holder shall be entitled to a fifteen (15%) refund of the fee for building permits issued for new residential or commercial construction that do not require rework by any required review agencies.

Projects permitted under the Master Model or Cookie Cutter Programs are not eligible for refund. The permit holder is responsible for requesting the refund in writing within 180 days of permit issuance. Failure of the permit holder to request the refund within the stated time period shall constitute a forfeit of the right to refund.

11. OPTIONAL PLAN REVIEW SERVICES

Permit applicants who request an alternate plan review service for an expedited review, to be completed after normal working hours, will be assessed a fee. This fee is equal to the pay supplement established for such service plus appropriate overhead rates. This fee will be paid prior to any plan review being performed.



12. INTEREST CHARGES ON UNPAID AMOUNTS DUE TO BUILDING AND NEIGHBORHOOD COMPLIANCE

Building and Neighborhood Compliance is authorized to impose an interest charge on any and all unpaid amounts which are due the service area. This includes, without limitation, items such as past due boiler fees, ~~40-year~~ building recertification fees, Civil Violation fines and demolition costs. Building and Neighborhood Compliance shall also have the authority to charge interest as part of any settlement agreement or installment payment plan to recover fees, fines, or costs as well as outstanding liens.

The interest charged shall be assessed as provided for in applicable County Code provisions or administrative/implementing orders. In all other cases, interest shall be charged from the date the amount was due and payable to the service area computed at the rate of ten percent (10%) per annum. The Department Director or designee shall have the right to waive all or any portion of the interest charge in order to ensure public safety concerns are met.

13. ACTUAL COST FOR PROJECTS OR SERVICES NOT CONTEMPLATED IN CURRENT FEE STRUCTURE

The Director, or designee, has the authority to invoice for reimbursement of actual costs on project(s) or services not contemplated in the current fee structure.

The invoice will consist of actual labor cost, including any and all fringe benefit costs the Department is legally obligated to pay. Additionally, the invoice will include any other indirect cost associated with the actual labor cost, as determined by the Department's Finance Section on a yearly basis.

The Director or his designee will also have the ability to request a deposit amount that is mutually acceptable by the Department and the company or individual that is legally responsible for the project(s) or services requested. The deposit amount shall be used to offset the final invoice project cost; if any amount is remaining, it shall be returned to the party that executed the agreement with the Department. The life span of the project(s) or services requested shall be included in the agreement.

14. ELECTRONIC CONCURRENT PLAN PROCESSING

In order to create a more efficient and effective permitting process, Building and Neighborhood Compliance has established procedures to process plans electronically via a concurrent automated workflow. Building and Neighborhood Compliance requests that applicants submit plans in an electronic format (PDF) on a CD-ROM. If the applicant chooses to submit paper plans, the Director or his designee has the authority to invoice for reimbursement of the conversion of construction documents submitted to an electronic format.

15. EXCESSIVE REJECTION OF PLANS (Applicable to all trades)  
Florida Statute 553.80 Enforcement

“Section 2(b) – With respect to evaluation of design professionals’ documents, if a local government finds it necessary, in order to enforce compliance with the Florida Building Code and issue a permit, to reject design documents required by the code three or more times for failure to correct a code violation specifically and continuously noted in each rejection, including but not limited to, egress, fire protection, structural stability, energy, accessibility, lighting, ventilation, electrical, mechanical, plumbing and gas systems, or other requirements identified by rule of the Florida Building Commission adopted pursuant to Chapter 120, the local government shall impose, each time after the third such review the plans are rejected for that code violation, a fee of four times the amount of the proportion of the permit fee attributed to plans review”.

“Section 2(c) – With respect to inspections, if a local government finds it necessary, in order to enforce compliance with the Florida Building Code, to conduct any inspection after any inspection, after an initial inspection and one subsequent re-inspection of any project or activity for the same code violation specifically and continuously noted in each rejection, including but not limited to egress, fire protection, structural stability, energy, accessibility, lighting, ventilation, electrical, mechanical, plumbing and gas systems, or other requirements identified by rule of the Florida Building Commission adopted pursuant to Chapter 120, the local government shall impose a fee of four times the amount of the fee imposed for the initial inspection or first re-inspection, whichever is greater for each such subsequent re-inspection”.

16. CONCIERGE PERMITTING PROCESS REVIEW FEE

Fees listed below are charged for each permit application submitted. Permit applications for incidental and/or accessory structures to a permit or project participating in the concierge program (including, but not limited to, fences, dumpsters, guard house, lift stations, signs, and playgrounds) will not be charged concierge meeting fees.

Commercial projects that contain more than one building requiring separate permit applications, but having the exact same design criteria, will be factored within the time allotted under the upfront fee for submission meeting or other meetings so long as they occur within six months of the original application, subject to the concurrence of the Building Official and as long as no code change has occurred impacting the design.

Minimum upfront fee for submission meeting with 15 permitting/plan review staffers. Additional permitting/plan review staffers will be charged at the rate of \$133.00 per hour.	4,000.00
Fee for every 15 minute increment, or portion thereof, beyond the first two hours.	500.00
Upfront fee for the first hour for other meetings. Fee is charged for each plan review discipline staffer in attendance.	160.00
Fee for every 15 minute increment, or portion thereof, beyond the first hour. Fee is charged for each plan review discipline in attendance.	40.00

- 17. RER SURCHARGE  
 A Building Permitting surcharge of seven and one half (7.5%) percent on all Building Permitting fees listed in Section I except for Enforcement fees listed in Sub-section K.

This surcharge is to be used to fund incremental direct costs and reasonable indirect cost and anticipated shortfalls associated with the Building Permitting activity including the enforcement of the Florida Building Code.

**B. BUILDING PERMIT FEES**

Fees listed in Sub-section (B) include only building permit fees and do not include fees for plumbing, electrical, and mechanical fees, which are listed in the following sections:

- 1. "UP-FRONT" PROCESSING FEE  
 When the building permit application is received for the construction of structures listed below:  
 "Up-front" fees for New Single Family Residence or Duplex, fees based on each square foot or fractional part thereof; or 0.15  
 Per dollar in estimated value or fractional part when square footage does not apply 0.02  
 "Up-front" fees for a building permit application for a commercial project; per 100 square feet or fractional part; or 5.15  
 Per \$100.00 of estimated value or fractional part thereof when square footage does not apply 0.85  
 This processing fee is not refundable but shall be credited toward the final building permit fee.
- 2. MINIMUM FEE FOR BUILDING PERMIT 130.00  
 The minimum fee for all building permits is applicable to all items in this section, except as otherwise specified.  
 This minimum fee does not apply to add-on building permits issued as supplementary to current outstanding permits for the same job.
- 3. SINGLE FAMILY AND DUPLEX – NEW BUILDINGS, ADDITIONS AND ALTERATIONS
  - New construction Single Family and Duplex (per square foot) 0.344
  - Professional Certification program fee (per square foot) 0.101
  - Prefabricated utility sheds with slab (Maximum 100 square feet of floor area) (per unit) 130.00
  - Professional Certification program fee (per unit) 19.70
  - Single Family and Duplex – Additions:
    - 0 to 500 square feet in floor area 150.00
    - 501 to 1,000 square feet in floor area 254.75
    - 1,000 square feet and above, (per square foot) 0.344

	Professional Certification Program fee <u>(per square foot)</u>	0.241
	Alterations or repairs to Single Family Residence or Duplex <u>(per \$1.00 of estimated cost or fractional part)</u>	0.058
	Professional Certification Program Fee <u>(per \$1.00 of estimated cost or fractional part)</u>	0.016
	<del>Maximum Fee</del>	<del>678.36</del>
	Single Family and Duplex repairs due to fire damage <u>(per \$1.00 of estimated cost or fractional part)</u> (copy of construction contract required).	0.071
	Professional Certification Program Fee <del>—per square foot</del> <u>(per \$1.00 of estimated cost or fractional part)</u>	0.021
	Minimum Fee	25.88
	Maximum Fee	678.36
4.	OTHER OCCUPANCY GROUPS – NEW CONSTRUCTION AND ADDITIONS	
	Storage & Industrial Use of Group E & F (SFBC), S & I (FBC) occupancies <u>(per 100 square feet or fractional part of floor area)</u> .	10.48
	Professional Certification Program Fee <u>(per 100 square feet or fractional part of floor area)</u>	3.16
	Shade Houses <u>(per 100 square foot or fractional part of floor area)</u>	0.40
	Professional Certification Program Fee <u>(per 100 square foot or fractional part of floor area)</u>	0.11
	Greenhouses & buildings for agricultural uses (non-residential) when located on the premises so used <u>(per 100 square feet or fractional part of floor area)</u>	6.51
	Professional Certification Program Fee <u>(per 100 square foot or fractional part of floor area)</u>	1.96
	Mobile Home additions – <del>each</del> <u>(per 100 square feet or fractional part of floor area)</u>	7.89
	Professional Certification Program Fee <u>(per 100 square feet or fractional part of floor area)</u>	2.06
	<del>Tents:</del>	
	<del>Tents</del> Less than <u>or equal to</u> 5,000 square feet	130.00
	<del>Over 5,000 square feet</del>	<del>170.31</del>

Professional Certification Program Fee, 0 - 5,000 square feet	17.29
<u>Tents Over 5,000 square feet</u>	<u>170.31</u>
Professional Certification Program Fee, over 5,000 square feet	51.44
All others, (per 100 square feet or fractional part of floor area)	11.78
Professional Certification Program Fee <u>(per 100 square feet or fractional part of floor area)</u>	3.55
For structures of unusual size or nature such as arenas, stadiums and water and sewer plants. (For each \$1,000 of estimated cost or fraction thereof)	6.25
For Professional Certification Program <u>(For each \$1,000 of estimated cost or fraction thereof)</u> <del>structures of unusual size or nature such as arenas, stadiums and water and sewer plants. For each \$1,000 of estimated cost or fraction thereof</del>	3.00
New construction other than as specified herein: (water towers, pylons, bulk storage-tank foundations, unusual limited-use buildings, marquees, and similar construction):	
For each \$1,000 of estimated cost or fractional part	9.64
Professional Certification Program Fee <u>(for each \$1,000 of estimated cost or fractional part)</u>	2.91

5.	ALTERATIONS AND REPAIRS TO BUILDINGS AND OTHER STRUCTURES [except Single Family Residence and Duplex]	
	For each \$100 of estimated cost or fractional part	1.41
	<del>Charge for each \$100 of estimated cost or fractional part for</del> Professional Certification Program <u>(For each \$100 of estimated cost or fractional part)</u>	0.43
	<del>But no less than</del> <u>Minimum Fee</u>	226.13
6.	MOVING BUILDINGS OR OTHER STRUCTURES	
	For each 100 square feet or fractional part thereof (does not include cost of new foundation or repairs to building or structure)	10.03
	Professional Certification Program fee – <u>(For each 100 square feet or fractional part thereof)</u> <del>Residential and Commercial</del>	2.94
7.	SLABS	
	Residential and Commercial	78.71
	Professional Certification Program Fee – <del>Residential and Commercial</del>	23.06
8.	ROOFING (INCLUDING RE-ROOFING)	
	Roofing shingle and other roof types not listed:	
	Per square foot <u>of roof coverage including overhangs</u> (up to 30,000 square feet)	0.10
	Each square foot thereafter	0.058
	Professional Certification Program Fee <u>(per square foot of roof coverage including overhangs)</u>	0.0540
	Roofing tile:	
	Per square foot <u>of roof coverage including overhangs</u> (up to 30,000 square feet) <del>Residential</del>	0.129
	Each square foot thereafter <del>Residential</del>	0.070
	Professional Certification Program Fee <u>(per square foot of roof coverage including overhangs)</u>	0.0654
		0.10
9.	FENCES AND/OR WALLS	
	Chain link:	
	0 – 1,000 linear feet	130.00
	Each additional linear foot over 1,000	0.058
	Wood <u>and Metal</u> (each linear foot)	0.70
	Concrete each linear foot	1.30

10.	SWIMMING POOLS, SPAS, AND HOT TUBS	
	Installation of Swimming Pool/Spa (Residential and Commercial)	135.96
	Repair of Swimming Pool/Spa (Residential and Commercial)	130.00
11.	TEMPORARY PLATFORMS AND TEMPORARY BLEACHERS TO BE USED FOR PUBLIC ASSEMBLY	
	For each 100 square feet or fractional part of platform area	5.94
	For each 100 linear feet or fractional part of seats	5.15
12.	DEMOLITION OF BUILDINGS	
	For each structure	171.74
13.	SHOP DRAWING REVIEW	
	Minimum fee – Commercial and Residential	58.75
	a) Trusses/Steel Structures:	
	First 600 square feet or fractional part	18.25
	Each additional 100 square feet or fractional part	0.93
	First 600 square feet or fractional part for Professional Certification Program	5.51
	Each additional 100 square feet or fractional part for Professional Certification Program	0.28
	b) Precast/Prestress/Tilt Up Walls/Twin Tees/Joists/Composite Slab Systems:	
	(Roof-Floor-Walls) each 1,000 square feet or fractional part	9.31
	Professional Certification Program Fee <u>(each 1,000 square feet or fractional part)</u> <del>(Roof-Floor-Walls) each 1,000 square feet or fractional part</del>	2.81
	c) Overhead Doors each	9.31
	Professional Certification Program Fee	2.81
	d) Skylights each	9.31
	Professional Certification Program Fee	2.81
	e) Hand Rails/Stair Rails per linear foot	1.29
	Professional Certification Program Fee <u>(per linear foot)</u>	0.39
	f) Storefront/Fixed Glazing:	
	(Under 8 feet high by 4 feet wide) each 100 square foot or part	10.39
	Professional Certification Program Fee – <u>(each 100 square feet or part)</u>	3.14
	g) Walk-in Coolers, each	85.88
	Professional Certification Program Fee <del>each 100 square feet or part</del>	25.94

14.	INSTALLATION/REPLACEMENT OF WINDOWS OR DOORS	
	Window and glass block installation, alteration, or repair – per square foot of window or door area (for residential and commercial)	0.07
	Professional Certification Program fee <u>(per square foot of window or door area)</u> <del>(for residential and commercial)</del>	0.021
	Replacement of Windows and Exterior Doors in all buildings or installation of windows or doors in buildings exceeding two stories in height; or Storefronts and fixed glass exceeding 8 feet in height; or 4 feet in vertical mullion spacing; (for residential and commercial); or Curtain Walls including windows and doors therein:	
	For each 100 square feet or fractional part	10.39
	Professional Certification Program Fee <u>(for each 100 square feet or fractional part)</u>	3.04
15.	SCREEN ENCLOSURES, CANOPIES & AWNINGS	
	a) Screen enclosures, per 100 square feet	9.89
	b) Free standing canopies For each \$1,000 of estimated cost or fractional part	9.04
	c) Awnings and canopies Horizontal projection per square foot area covered	0.085
	d) Storm Shutters – per square foot area covered	0.085
16.	TIE DOWN	
	Trailer Tie Down:	84.44
	(This does not include installation of meter mounts and service equipment. Separate mechanical, plumbing, and related electrical permits are required.)	
17.	SIGN PERMIT FEES	
	Signs non-illuminated (per square foot) (illuminated signs under electrical permits)	1.43
<u>189.</u>	ORNAMENTAL IRON	
	Per square foot of coverage	0.058
<u>19.</u>	Short Term Event	144.50

**C. PLUMBING PERMIT FEES**

Permits by professional certification (permits by affidavit) for the following described activities will be charged half the regular permit fee, except for the minimum fee, which will remain the same.

1.	MINIMUM PLUMBING OR GAS FEE PER PERMIT	
	Except as otherwise specified (This minimum does not apply to supplemental plumbing permits issued as supplementary to current outstanding permits for the same job).	130.00



2.	RESIDENTIAL PLUMBING (Single Family Residence or Duplex)	
	New Single Family Residence or Duplex per square foot	0.129
	Addition to Single Family Residence or Duplex per square foot	0.129
	Alterations or repairs to Single Family Residence or Duplex (Group I or R-3) per \$1.00 of estimated cost or fractional part	0.058
3.	COMMERCIAL (All Groups Except Single Family Residence or Duplex)	
	Roughing-in or plugged outlets for bathtubs, closets, doctors, dentists, hospital sterilizers, autoclaves, autopsy tables and other fixtures, appurtenances, drinking fountains, fixtures discharging into traps or safe waste pipes, floor drains, laundry tubs, lavatories, showers, sinks, urinals, and heaters.	
	For each roughing-in or plugged outlet	8.59
	Fixtures set on new roughing-in or plugged outlets or replaced on old roughing-in:	8.59
	Each fixture	
4.	SETTLING TANKS, GAS AND OIL INTERCEPTORS, AND GREASE TRAPS	
	(Including drain tile and relay for same – Residential and Commercial)	45.09
5.	SEWER (ALL GROUPS)	
	Each building storm sewer and each building sewer where connection is made to a septic tank, or a collector line or to an existing sewer or to a city sewer or soakage pit or to a building drain outside a building.	42.94
	Sewer Capping/Demolition	42.94
6.	CONDENSATE DRAIN (AIR CONDITIONING) – ALL GROUPS	
	Except single not manifolded A/C outlet not exceeding 5 tons	4.53
7.	WATER PIPING	
	Water service connection to a municipal or private water supply system (for each meter on each lot)	11.45
	Water service connection or outlets for appliance or installations not covered by fixture set above	8.59
	Irrigation system and underground sprinkler system for each zone	24.05
	Solar water heater installation, equipment replacement or repair	128.81
	Swimming pool piping, not including well (new installation)	
	Residential	85.88
	Commercial	135.96
	Sump pump	11.45
	Swimming pool heater, each	71.56

Swimming pool maintenance, each	85.88
2" or less water service backflow assembly	50.10
2 ½" or larger water service backflow assembly	78.71
Repairs to water piping:	
For each \$1,000 estimated cost or fractional part	8.25
8. WELLS	
Residential per well	75.15
Commercial per well	114.50
9. NATURAL GAS OR A LIQUIFIED PETROLEUM	
For each outlet Single Family Residence or Duplex (includes meters and regulators)	8.59
For each appliance (does not include warm air heating units, but does include unvented wall heaters, no ductwork wall heaters, no ductwork)	
- (See Fee Section E(4) for heating)	
Other Groups	
For each outlet (includes meters and regulators)	14.31
For each appliance (does not include warm air heating units, but does include unvented space)	14.31
Heaters and unvented wall heaters – no duct work (See Fee Section E(4) for heating)	14.31
For each meter (new or replacement)	5.73
For major repairs to gas pipe where no fixture or appliance installation is involved	50.10

	Underground L.P. gas tanks per group of tanks at a single location	85.88
	Above ground L.P. gas tanks per group of tanks at a single location	85.88
10.	WATER TREATMENT PLANTS, PUMPING STATIONS, SEWER TREATMENTS AND LIFT STATIONS	
	Water treatment plant (interior plant piping)	300.54
	Sewage treatment plant (interior plant piping)	214.68
	Lift station (interior station piping)	343.48
	Sewage ejector	100.19
11.	WATER AND GAS MAINS (ALL GROUPS)	
	(On private property and other than public utility easements)	
	Each 50 feet or part thereof	10.03
12.	STORMS/SANITARY UTILITY/COLLECTOR LINES FOR BUILDING DRAIN LINES	
	(On private property and other than public utility easements)	
	Commercial	
	Each 50 feet or part thereof	10.03
	Each manhole or catch basin	14.31
13.	TEMPORARY TOILETS – WATERBORNE OR CHEMICAL	
	Temporary Toilets	130.00
	For each additional toilet	11.81
14.	DENTAL VACUUM LINES	
	Each system	85.88
15.	MOBILE HOME CONNECTIONS	
	Each unit	85.88
<b>D.</b>	<b><i>ELECTRICAL PERMIT FEES</i></b>	
	Permits by professional certification (permits by affidavit) for the following described activities will be charged half the regular permit fee, except for the minimum fee, which will remain the same:	
1.	MINIMUM ELECTRICAL PERMIT FEE INCLUDING REPAIR WORK PER PERMIT (ALL GROUPS)	
	Except as otherwise specified	
	(This minimum does not apply to add-on electrical permits issued as supplementary to current outstanding permits for the same job and demolition work).	130.00

2.	PERMANENT SERVICE TO BUILDINGS New work only (The following fee shall be charged for total amperage of service) For each 100 amp. or fractional part	6.45
3.	FEEDERS Includes feeders to panels, M.C.C., switchboards, generators, automatic transfer switches, etc.  Each feeder	17.18
4.	AGRICULTURAL SERVICE (permanent)	130.00
5.	TEMPORARY SERVICE FOR CONSTRUCTION Per service	130.00
6.	CONSTRUCTION FIELD OFFICE SERVICE Per service	171.74
7.	MOBILE HOME OR RV SERVICE (residential) Per service	130.00
8.	TEMPORARY SERVICE TEST (commercial only) Equipment and service (30 day limit) per service	130.00
9.	RESIDENTIAL WIRING  (New construction of Single Family Residence, Duplex and livingunits of Group H (SFBC) or R-1 (FBC). Applies to all electrical installations except common areas, parking lot areas and/or buildings and house service of Group H or R).  For new construction and additions for each square foot of floor area  Alterations or repairs per \$1.00 estimated cost or fractional part	0.10  0.058
10.	ALL OTHER WIRING AND OUTLETS  Common areas of Group H (SFBC) or R-1 (FBC) include corridors, public lounges, pumps, A/C (public area), lights, outlets, and house and emergency service, etc. These areas and all other commercial wiring shall be subject to the fees below:	
a)	Boxes, receptacles, switches, sign, fractional motor, fans, low voltage outlets, empty outlets for telephone, CATV, each outlet, and 110 volt smoke detector, each outletbox	2.30
b)	Special outlets	10.03

c)	Commercial equipment (KWA rated), x-ray outlets, commercial cooking equipment, presses, generators, transformers (permanently connected) For each 10 KW or fractional part (Residential and Commercial)	10.03
d)	Motors installed, repaired or replaced (fractional already covered on general outlets) Each motor	12.89
e)	Air conditioning and refrigeration system (new work). Applies to commercial, residential, agricultural, and industrial. Covers related work, except wall or window units which are covered under special outlets. Per ton	8.59
f)	Electrical equipment – replacement (existing facilities) Switchboards, M.C.C., panels, control boards (for each board)	28.63

## 11. LIGHTING FIXTURES

Common areas of Group H include corridors, public lounges, pumps, A/C (public area), lights, outlets, and house and emergency service, etc.

These areas and all other commercial wiring shall be subject to the fees below:

	Floodlights, spotlights, parking lights, tennis court lights, fluorescent and incandescent fixtures, etc.	
a)	Per fixture	2.30
b)	Plugmold, light track, and neon strips. Each 5 feet or fractional part Residential and Commercial	4.45
	Light pole (Single Family Residence or Duplex) per pole	14.31
	Light pole (commercial) per pole	21.48

## 12. SIGNS &amp; ARCHITECTURAL FEATURES (Indoor Neons)

	Per square foot of sign	1.41
	Repairs and re-connection each	84.44
	Neon strips each 5 foot or fractional part	2.86

## 13. TEMPORARY WORK ON CIRCUSES, CARNIVALS, FAIRS, CHRISTMAS TREE LOTS, FIREWORKS, TENTS, ETC.

	Per ride or structure	71.56
--	-----------------------	-------

## 14. FIRE DETECTION SYSTEM

(Needs category 04 processing)

Includes fire alarm systems, halon, etc. Does not include single 100- volt residential detectors.

	Per system (for new and upgrades)	178.90
	Repairs and additions to existing systems per system.	85.88

## 15. MASTER TELEVISION ANTENNA AND RADIO SYSTEM

Does not include CATV and telephone empty conduit system.

Does include free wiring or same

	Master control	28.63
	Each device	1.71

## 16. BURGLAR ALARM SYSTEM

(installation or replacement wiring)

40.00

## 17. INTERCOM SYSTEM

Includes residential, nurse call, paging, etc.

	Each new system – Single Family Residence or Duplex	85.88
	Other groups	128.81
	Repair each system	85.88

18. ENERGY MANAGEMENT SYSTEM

Includes residential, nurse call, paging, etc.	
Each new system – Single Family Residence or Duplex	85.88
Other groups	128.81
Repair each system	85.88

19. SWIMMING POOLS, ELECTRICAL

Fee based on cumulative cost of the following components:

a) Residential pool or spa (Single Family Residence or Duplex) (includes motor and pool lights)	85.88
b) Residential combination pool/spa (includes motors and pool lights)	128.81
c) Commercial and multi-family dwelling pool orspa	200.36
d) Commercial, multi-family dwelling combinationpool/spa	271.93
Repair residential (Single Family Residence or Duplex) pool	85.88
Repair commercial pool	200.36
e) Underwater Residential Pool Light Replacement (120 volt to low voltage) – this permit shall not be subject to the minimum fee provisions referenced elsewhere herein	65.00

20. FREE STANDING SERVICE – New meter and service (requires processing) - per service	128.81
Includes lift stations, sprinkler systems, street lighting, parking lots, etc., that require new service with separate meter.	

21. CONDUIT DUCTBANK – PER LINEARFOOT	
Residential and Commercial	2.59

22. GROUND WIRE FOR SCREEN BONDING	
Per Installation	85.88

23. UNDERGROUND MANHOLES	143.11
--------------------------	--------

24. LOW VOLTAGE ELECTRIFIED FENCE (installation or replacement wiring)	40.00
---	-------

<u>25. Solar* Photo Voltaic per system</u>	<u>325.00</u>
--	---------------

\*Solar permits using custom roof flashing details requiring an additional roofing review.

<u>26. Prescribed** Solar Photo Voltaic per system</u>	<u>250.00</u>
--	---------------

\*\*Prescribed solar permits using a County standardized roof flashing detail to bypass the roofing review.

**E. MECHANICAL PERMIT FEES**

Permits by professional certification (permits by affidavit) for the following described activities will be charged half the regular permit fee, except for the minimum fee, which will remain the same.

1. MINIMUM MECHANICAL PERMIT FEE	
Except as otherwise specified	130.00
(This minimum does not apply to add-on mechanical permits issued as supplementary to current outstanding permits for the same job.)	
2. MECHANICAL SINGLE FAMILY RESIDENCES AND DUPLEXES (GROUP I or R-3 INCLUDES CATEGORIES 03, 10 AND 41)	
New construction per square foot	0.10
Additions to Single Family Residences or Duplex per square foot	0.10
3. AIR CONDITIONING AND REFRIGERATION, INCLUDING THE RELOCATION OF EQUIPMENT	
Separate permits are required for electrical, water and gas connections For each ton capacity or fractional part thereof	21.48
4. FURNACES AND HEATING EQUIPMENT, INCLUDING COMMERCIAL DRYERS, OVENS AND OTHER FIRED OBJECT NOT ELSEWHERE CLASSIFIED (Includes all component parts of the system except fuel and electrical lines.) For each KW	4.30
5. STORAGE TANKS FOR FLAMMABLE LIQUIDS	
Per Tank	214.68
6. INTERNAL COMBUSTION ENGINES	
Stationary – each	107.34
7. COMMERCIAL KITCHEN HOODS	
Each	178.90
8. OTHER FEES	
Fire chemical halon and spray booths for each. Per system	150.28
Ductless fan each	42.94
Pneumatic Tube Conveyor System For each \$1,000 or fractional part of contract cost	15.04
Pressure Process Piping For each \$1,000 or fractional part of contract cost	15.04
Air Conditioning Duct Work For each \$1,000 or fractional part of contract cost	15.04
Cooling Tower For each \$1,000 or fractional part of contract cost	15.04



**F. BOILERS AND PRESSURE VESSELS**

Installation permit fees (including initial inspections and certificate).  
Does not include installation or connection of fuel and water lines.

**1. BOILERS**

The following fees apply to each boiler to be installed:

Boilers less than 837 MBTU - each	107.34
Boilers 837 MBTU to 6,695 MBTU - each	128.81
Boilers 6,695 MBTU and up - each	178.90
Steam driven prime movers - each	85.88
Steam actuated machinery - each	85.88
Unfired pressure vessels (operating at pressures in excess of 60 PSI and having volume of more than 5 cubic feet), each pressure vessel	107.34
Boiler repair for each \$1,000 or fractional part of contract cost	15.04

**2. FEES FOR PERIODIC RE-INSPECTIONS**

Steam boilers (annual) - each	178.90
Hot water boilers (annual) - each	74.43
Unfired pressure vessels (annual) - each	65.84
Miniature boilers (annual) - each	65.76
Certificate of inspection (where inspected by insurance company) - each	107.34
Shop inspection of boiler or pressure vessels per completed vessel	107.34
Insulation:	
For each \$1,000 or fractional part of contract cost	15.04
Mechanical Ventilation:	
For each \$1,000 or fractional part of contract cost	15.04
Ductless Ventilation:	
For each \$1,000 or fractional part of contract cost	15.04

**G. COST OF PUBLICATIONS AND RECORDS**

1. COPIES OF DEPARTMENTAL RECORDS	
Plan reproductions from microfilm - per sheet	6.25
Reproduced records - per page	0.15
Double sided copies - per page	0.20
Certified copies - per page	1.00
Notary public service - per document	1.00
Research and ordering plans per address or permit number	18.75
Open permit search per address or folio (additionally a fee of \$1.00 per page will be charged for certification or records).	43.75

**H. ANNUAL FACILITY PERMIT FEES**

In accordance with provisions of the Florida Building Code and Chapter 10 of the Code of Miami-Dade County, each firm or organization in Miami-Dade County which performs its own maintenance work with certified maintenance personnel in Factory- Industrial (group F) Facilities, as well as helpers thereunder, may pay to Miami-Dade County an annual Master and Subsidiary Facility Permit (Premise Permit) – fee in lieu of other fees for maintenance work. Such fee shall be paid to Building and Neighborhood Compliance and such permit shall be renewed annually at a fee which is calculated in accordance with the provisions of this sub-section.

1. CALCULATION OF THE INITIAL MASTER FACILITY PERMIT FEE

Each firm or organization which obtains an annual master facility permit shall include in their application for such permit the total number of maintenance personnel, including helpers and trainees thereunder, assigned to building, electrical, plumbing, or mechanical work. The Master Facility Permit (Premise Permit) Fee shall be computed by multiplying the total number of such employees' times the fee.

Master Facility Permit Fee (Multiply number of employees by fee)	71.56
Minimum Master Facility Permit Fee	1,352.43

2. CALCULATION OF THE INITIAL SUBSIDIARY FACILITY PERMIT FEE

Each firm or organization which utilizes decentralized locations in addition to the main location described under Point 1 above, may additionally apply for a Subsidiary Facility Permit (Premise Permit) for each such decentralized location. Such application for a Subsidiary Facility Permit (Premise Permit) shall include the same information required in Point 1 above.

Subsidiary Facility Permit Fee (multiply number of employees by fee)	71.56
Minimum Subsidiary Facility Permit Fee	379.25

3. RENEWAL OF FACILITY PERMIT

Prior to each Facility Permit expiration, the holder will be sent a renewal notice to continue the Premise Permit for the next renewal period. The calculation of the renewal Premise Permit fee shall be the same as the method used to calculate the original Facility Permit fee. No allowances shall be made for late renewal fees or part year renewal fees.

**I. 40-YEAR BUILDING RECERTIFICATION FEES**

For every application for <del>40-year</del> recertification under Chapter 8 of the Miami-Dade County Code, there shall be paid to Building and Neighborhood Compliance, a fee for processing each application	375.00
--	--------

For every application for subsequent recertification at 10 year intervals thereafter, there shall be paid to Building and Neighborhood Compliance a fee for processing each application	375.00
---	--------

<u>For every re-review of a subsequent report submittal for initial (or subsequent 10-year interval recertification) under Chapter 8 of the Miami-Dade County Code there shall be a fee paid to Building and Neighborhood Compliance per trade.</u>	<u>106.59</u>
---	---------------

For every extension request for <del>40-year</del> recertification (or subsequent 10-year interval recertification) under Chapter 8 of the Miami-Dade County Code there shall be a fee paid to Building and Neighborhood Compliance	62.50
---	-------

<u>For every Quality Control Inspection for recertification (or subsequent 10-year interval recertification) under Chapter 8 of the Miami-Dade County Code there shall be a fee paid to Building and Neighborhood Compliance per trade.</u>	<u>157.25</u>
---	---------------

<u>For every Quality Control Re-Inspection for recertification (or subsequent 10-year interval recertification) under Chapter 8 of the Miami-Dade County Code there shall be a fee paid to Building and Neighborhood Compliance per trade.</u>	<u>71.55</u>
--	--------------

Recording Fees	Established by Clerk of the Court
----------------	-----------------------------------

**J. STRUCTURAL GLAZING SYSTEMS RECERTIFICATION FEES**

For the initial application for structural glazing recertification and each subsequent application under Chapter 8 of the Miami-Dade County Code there shall be paid to Building and Neighborhood Compliance an application-processing fee	354.33
--	--------

**K. ENFORCEMENT FEES**

Case Processing Fee - each	500.00
Photographs - each	1.50
Initial Inspection Fee	157.43
Re-Inspection Fee	107.34
Posting of Notices - each	50.10
Unsafe Structures Panel Processing Fee	178.90
Title Search	Actual Cost
Court Reporting	Actual Cost
Legal Advertisement	Actual Cost
Permit Fees	Actual Cost
Bid Processing Fee	143.11
Demolition/Secure Services	Actual Cost
Asbestos Sampling and Abatement	Actual Cost
Extension Fee	150.00
Stipulated Agreement Preparation	300.00

**L. CERTIFICATE OF OCCUPANCY (CO) AND CERTIFICATE OF COMPLETION**

The following fees shall be paid for all uses. All structures are issued permanent Certificated of Occupancy or Completion that shall remain valid for an unlimited time unless revoked for cause or abandoned, provided there is no change of occupancy, or that there is no enlargement, alteration, or addition in the use or structure 49.88

Temporary Certificate of Completion or Occupancy (Building and Neighborhood Compliance) 49.88

**II. NEIGHBORHOOD COMPLIANCE FEES:****A. Case Processing Recovery Fees**

Case Processing Fee	500.00
Inspection (each)	100.00
Photographs	1.50
Surveys and Other Exhibits	Actual Cost
County Attorney's fees	Actual Cost
Court Filing Fees (each document)	Actual Cost
Extension Fees	150.00
Stipulated Agreement Preparation	300.00

**B. Code of Miami-Dade County-Chapters 17, 17A, and 17B**

(Minimum Housing)

Case Processing Fee - each	360.00
Photographs - each	1.50
Inspection - each	75.00
Posting of Notices - each	50.10
Title Search	Actual Cost
Final Order	100.00
Court Reporting Transcription (Plus Transcript/Actual Cost)	50.00
Legal Advertisement	Actual Cost
Bid Processing Fee	100.00
Demolition/Secure Services	Actual Cost
Asbestos Sampling and Abatement	Actual Cost

**C. Surveys by County Department**

Actual Cost

**D. Returned check charges per check**

\$20.00 or 5% of check amount (F.S. 832.07) plus \$1.50 bank charge or other rate as amended from time to time.

- E. Interest**  
Interest charges at the rate of 10% per year, or other rate as amended by the Board of County Commissioners from time to time, may be assessed in addition to any other penalties.
- F. Special Projects**  
A fee equal to actual staff time and related costs shall be assessed for special projects. Such special fee only will be levied for requests in accord with Administrative Order 4-48.
- G. Chapter 17A-19 Annual Foreclosure Registry Fee**  
125.00

### **III. LIEN FEES:**

- A. Lien Settlement/Collection Processing Fees**
- |    |   |             |
|----|---|-------------|
| 1. | Lien Processing Fee                               | 500.00      |
| 2. | Lien Payoff/Estoppel Letter                       | 75.00       |
| 3. | Lien/Recordation/Cancellation of Notices - each   | Actual Cost |
| 4. | Continuing Penalties                              | Actual Cost |
| 5. | Research Fee - each <u>folio and per database</u> | 125.00      |
| 6. | Posting of Notices - each                         | 50.10       |

### **IV. BOARDS AND BUILDING CODE ADMINISTRATION FEES:**

- A. GENERAL FEES**
- |    |  |                                   |
|----|--|-----------------------------------|
| 1. | Recording fees in connection with those matters to be recorded | Established by Clerk of the Court |
| 2. | Research matters extraneous to normal activities               | Actual staff time and costs       |
| 3. | RER SURCHARGE  |                                   |

A Boards and Building Code Administration Surcharge of seven and one half (7.5%) percent on all Boards and Building Code fees in Section IV except for Contractor Licensing and Enforcement fees listed in Sub-section C, Copies of Records fees in Sub-section D, and the Code Administration fees in Sub-section E.

**B. PRODUCT CONTROL FEES**

1.	New application for certification of products, materials or systems, (includes technical review of Notice of Acceptance (NOA) and quality assurance auditing), valid for a period of five (5) years	4,000.00
2.	Revision of notice of acceptance with respect to certification of products, materials, or systems	1,500.00
3.	New Application fee for the accreditation of testing laboratories valid for a period of five (5) years	4,000.00
a)	Renewal of testing laboratory accreditation for a period of five (5) years	1,500.00
b)	Revision of an existing testing laboratory certificate accreditation	1,500.00
4.	Travel expenses incurred in the process of conducting quality assurance audits or laboratory accreditations	Actual Cost
5.	Renewal of certification, prior to expiration, valid for a period of five (5) years	1,500.00
6.	Annual certificate of competency as a manufacturer or fabricator, payable every two (2) years	1,000.00
7.	Florida Building Code books, supplements, and additions, and all publications and automated informationsystems	Cost of production, publication and distribution
8.	Application fee for the review and approval of building material(s) for special project on a one-time basis	Actual Cost
9.	Expedited review for certification performed by outside consultants, in addition to regular application fee	Actual Cost

**C. CONTRACTOR, QUALIFYING AGENT, MASTER, JOURNEYMAN, INSTALLER, MAINTENANCE PERSONNEL APPLICATION FEES, AND BOARD FEES**

1.	APPLICATION FEE FOR CONTRACTOR CERTIFICATE OF COMPETENCY, NON-REFUNDABLE (This same fee also applies to contractors who make application for each additional qualifying agents)	315.00
----	--	--------

a)	Change of affiliation	350.00	
b)	Inactivation of certificate	150.00	
2.	APPLICATION FEE FOR PERSONAL CERTIFICATE OF ELIGIBILITY, INCLUDING A NON-REFUNDABLE PROCESSING FEE	80.00	
a)	Certificate of Eligibility	315.00	
b)	Certificate of Competency for masters, installers, welding inspectors	315.00	
c)	Certificate of Competency for journeymen and maintenance personnel	240.00	
3.	CERTIFICATES FOR NON-TRANSFERABLE RENEWAL		1 YEAR    2 YEARS
a)	The certificate issued pursuant to the provisions of Chapter 10 of the Code of Miami-Dade County shall be non-transferable. Certificates renewed by the expiration date*** shall require payment of the following fees:		
1)	*Contractors, subcontractors, specialty contractors and welding inspectors	60.00	120.00
2)	*Qualifying agent for building and engineering contractor categories	60.00	120.00
3)	*Masters, journeymen, installers, and maintenance personnel	60.00	120.00
b)	Registration fee for State of Florida Certified Contractors	30.00	60.00
c)	Registration fee to allow journeymen licensed elsewhere in the State of Florida to perform work in Miami-Dade County	25.00	50.00
d)	Registration fee for certified contractors licensed elsewhere to perform post disaster repair work only (for six (6) months only)		150.00
e)	Duplicate certificates (all types)		20.00

\*\*\*Section 163.211, Florida Statutes, preempts local occupational licenses to the State, effective July 1, 2021; provided, however, that occupational licenses issued by local jurisdictions, including those related to construction-related occupations, will be prohibited after July 1, 2023. Therefore, between October 1, 2022 and June 30, 2023, applicants seeking a new license or renewal for those construction-related specialty licenses will be issued a license or have their prior license renewed with an expiration date of July 1, 2021. Accordingly, the license fee will be prorated to cover only the licensure period between the date of issuance or renewal and the statutory July 1, 2023 [expiration date](#).

4. LATE CERTIFICATE OF COMPETENCY RENEWAL FEES

All certificate renewals shall be due and payable upon expiration. Those licenses not renewed by the expiration date shall be considered delinquent and subject to a delinquency fee.

- a) Late renewal fees paid within one month following expiration will be subject to a delinquency penalty of twenty-five (25) percent of the renewal fee.



	b) Late renewal fees paid after one month following expiration will be subject to a delinquency penalty of fifty (50) percent of the renewal fee.	
5.	PREPARATION OF AFFIDAVIT ON STATUS OF CERTIFICATE HOLDER Per affidavit	50.00
6.	CHARGE FOR CONTRACTORS/TRADESMEN CERTIFICATION PRINTOUT Per page	3.50
7.	ADDITIONAL CREDIT REPORTS	12.00
8.	PREPARATION OF CERTIFIED RECORDS FOR COURT APPEALS Construction Trades Qualifying Board, Unsafe Structures Board, or other Administrative Board preparation of a certified copy of the record (to be paid at the time of the request).	275.00
9.	REGISTRATION FEE FOR CONTINUING EDUCATION SPONSORS	200.00
10.	REVIEW OF CONTINUING EDUCATION COURSE APPLICATION  A fee of \$25.00 per credit hour will be charged, not to exceed \$100.00 per course.	
11.	CRIMINAL CASE PROCESSING RECOVERY COST	
	Case processing Fee	500.00
	Inspection - each	60.00
	Photographs - each	1.50
	Corporate Information	20.00
	Court Appearance - each	60.00
	Posting of Notices - each	50.10
12.	Code of Miami-Dade County – CHAPTER 8 (UNSAFE STRUCTURES BOARD)	
	Case intake processing Fee	350.00
	Photographs - each	1.50
	Inspection Fee	110.00
	Re-inspection Fee	75.00
	Posting of Notices - each	30.00
	Unsafe Structures Board Fee	125.00
	Court Reporting Transcription	Actual Cost
	Legal Advertisement	Actual Cost
13.	ENFORCEMENT FEES	
	CONTRACTOR ENFORCEMENT	

Case processing Fee	500.00
Field Inspection	100.00
Personal Service of Notices – each	50.10
Photographs – each	1.50
Probable Cause Hearing	50.00
Formal Hearing per hour	50.00
Disciplinary Complaints Preparations and Service	200.00
Recordation/Removal of Board Order	35.00
County Attorney (Board Representation) – per hour	100.00
Stipulated Agreement Preparation	300.00
Court Reporting Transcription	Actual Cost
Extension Fee (for Contractor Enforcement Cases)	150.00

**D. COPIES OF RECORDS**

Single-sided copies - per page	0.15
Double-sided copies - per page	0.20
Certified copies - per page	1.00
Notary public service - per document	1.00

**E. ASSESSMENT OF CODE ADMINISTRATION FEE**

Per Miami-Dade County Code Section 8-12, each Building Official of Miami-Dade County shall assess a code administration fee of: 0.60

per one thousand dollars (\$1,000.00) or fractional value of the work to be done under the permit

**VALUE OF WORK CALCULATION**

1) Building Code occupancy Groups S1 and F (Storage and Industrial) - per square foot of construction;	56.25
2) All other occupancy groups - per square foot of construction; or For large and unusual projects, the value of the work shall be	81.25
3) the actual cost of such work determined by the applicant and approved by the Building Official	Actual Cost

I.O. No.: 7-33  
 Ordered:  
 Effective:

MIAMI-DADE COUNTY  
 IMPLEMENTING ORDER

RATES FOR SPECIAL OFF-DUTY FIRE RESCUE SERVICES

**AUTHORITY:**

Sections 1.01 and 2.02A of the Miami-Dade County Home Rule Amendment and Charter and Section 2-56 of the Code of Miami-Dade County.

**SUPERCEDES:**

This Implementing Order supersedes previous Implementing Order 7-33 ordered September 17, 2020 and effective October 1, 2020.

**POLICY:**

Section 2-56.1 through 2-56.10 of the Miami-Dade County Code allows for the assignment of off-duty County personnel to provide fire services. It is the policy of Miami-Dade County that the rates to be charged for such services shall be adequate to compensate off-duty County employees for their services, and also to enable the County to recover the fringe benefit and administrative costs associated with these assignments.

**PROCEDURES:**

**Fire Protection and Rescue Watch**

The following hourly rates will be paid to employees:

<b>Classification</b>	<b>Employee Rate of Pay</b>
Fire Fighter	\$ <del>53</del> <u>56</u> /hour
Fire Lieutenant	\$ <del>55</del> <u>58</u> /hour
Fire Captain	\$ <del>57</del> <u>60</u> /hour
Chief Fire Officer	\$ <del>59</del> <u>62</u> /hour

These rates shall be adjusted once every two fiscal years to keep pace with the Consumer Price Index – All (CPIU) for Miami/Fort Lauderdale rate of inflation. Adjustment shall be the sum of the actual two previous fiscal years' CPI-U Miami-Fort Lauderdale rates rounded to the nearest Dollar amount.

Should the permittee agree to a higher rate, the off-duty employee who works the off-duty assignment will receive the higher rate.

All employees who work extra duty services assignments at Hard Rock Stadium and Homestead Motor Speedway;

(1) with an attendance of 40,000 or more patrons shall be paid at \$3.00 per hour above the normal rate of pay; and

(2) for the following events:

<u>NFL:</u>	<u>AFC Championship, Super Bowl, Pro-Bowl</u>
<u>MLB:</u>	<u>NLCS, World Series, All Star Games, World Baseball Classic</u>
<u>College Football:</u>	<u>National Championship, National Playoff, National Bowl Game, Orange Bowl</u>
<u>Concert:</u>	<u>Rolling Loud</u>

Shall be paid \$79.00 per hour, and Chief Fire Officers will be compensated at \$81.00 per hour.

The permittee contracting for off-duty services pays the employee rate plus the prevailing rates for social security (FICA and MICA), special risk retirement, and an administrative surcharge of ~~ten 10~~ percent (10%) in order to defray the costs of processing and recording off-duty services. The surcharge may be waived at the discretion of the County.

**Total Charge to Permittee:**

The total charge to the permittee consists of the sum of the three charges set forth above (employee rate of pay, social security and retirement benefits, and surcharge). The total charge shall be assessed for each quarter hour of services provided.

**Minimum Charge:**

The minimum charges for off-duty services shall be the amount applicable for three (3) hours of service.

**Time of Service:**

Hourly charges for off-duty services will be calculated from the starting time and location agreed upon by the permittee and the department issuing the permit, through the time of completion of the required services, exclusive of travel time required for the employee to report for their assignment, and exclusive of travel time from the location associated with the completion of services to subsequent personal or other official destination of the employee.

**Utilization of Vehicles:**

The following rates will be paid by the permittee to cover equipment costs:

<b>Equipment Type</b>	<b>Rate</b>
Rescue Cart	\$ <del>35</del> <u>45</u> /hour
Rescue Vehicle	\$ <del>50</del> <u>100</u> /hour
Engine	\$ <del>100</del> <u>145</u> /hour
Quick Response Vehicle/Mini Pumper	\$ <del>65</del> <u>105</u> /hour

<u>Ladder</u>	<u>\$180/hour</u>
<u>Mobile Command</u>	<u>\$110/hour</u>
Fire Boat	\$350/hour
Personal Watercraft	\$35/hour

Additional costs shall be charged for For types use of equipment or vehicles not listed above, in connection with off-duty assignments. ~~the~~ The charge for use of: (1) such vehicles in connection with off-duty assignments shall be at the rate of \$40.00 (forty dollars) per hour or \$0.63 (sixty three cents/fifty three cents) per mile, whichever is greater; and (2). ~~In the event that special equipment, such as boats, aircraft or fire apparatus~~ apparatuses is involved, the department may base the charge for use on known operating costs or upon prevailing private sector rates for usage of such equipment. These rates shall be charged for each quarter hour the equipment is used. Homestead Miami Speedway, the Miami-Dade County Fair and Exposition Center, and Hard Rock Stadium will be charged three (3) hours per piece of equipment used at NASCAR races, the Annual Fair, and Dolphin games, in exchange for free equipment storage on the premises.

#### **Collection of Fees and Payment to Employees:**

The department shall be responsible for providing permittees with information as to the current applicable fringe benefit rates and other charges, and for collecting all monies due from the permittee in accordance with departmental procedures. Accounts thirty (30) days in arrears may be subject to finance charges up to the maximum legal rate. In no instance shall the employee(s) performing the service be required to receive or required to assist in the collection of any monies due to the department from the permittee. ~~Personnel~~ Employees performing off-duty services shall be fully compensated in the pay period during which the off-duty services were provided, or in the immediately following paycheck, or in the case of large events, as soon as payment can be processed. Permittee may be required to leave a deposit of up to 100 percent % of the projected cost of the service.

This Implementing Order is hereby submitted to the Board of County Commissioners of Miami-Dade County, Florida.

Approved by the County Attorney as  
to form and legal sufficiency \_\_\_\_\_

I.O. No.: 4-111  
Adopted: 9/28/2021  
Effective: 10/1/2021

**MIAMI-DADE COUNTY  
IMPLEMENTING ORDER**

**FEE SCHEDULE FOR REGULATORY AND ECONOMIC RESOURCES  
(PLANNING, ZONING, AND PLATTING SERVICES)**

**AUTHORITY:**

Ordinance No. 76-60; the Miami-Dade County Home Rule Charter including, among others, Sections 1.01 and 2.02A; Sections, 2-113, 2-114.1, 2-114.2, 2-114.3, 2-114.4, 2-116.1, 8-5, 33-285, 33-303.1, 33E-15, 33G-6, 33H-16, 33I-13, 33J-14, 33K-14, and Chapters 16A, 18A and 28 of the Code of Miami-Dade County.

**SUPERSEDES:**

This Implementing Order (IO) supersedes IO 4-111, ordered September 4928, 202119 and effective October 1, 201921.

**POLICY:**

A schedule of fees covering the cost of providing planning, zoning, and platting services shall be established and no application, permit, certificate or receipt shall be issued until the appropriate fee is paid. Additionally, no special study shall be prepared until a memorandum of agreement has been entered into or payment made.

**PROCEDURE:**

The responsibility for this Implementing Order is assigned to the Director of the Department of Regulatory and Economic Resources, who shall be responsible for the collection of fees and the delivery of required services pursuant to Chapters 8, 16A, 28 and 33 and Section 2-104 of the Code of Miami-Dade County. Each two years or earlier, if need be, the Director shall review all fees in terms of their cost and recommend necessary changes to the County Mayor.

**FEE SCHEDULE:**

The fee schedule amended by this Implementing Order has been presented and is considered a part hereof. In accordance with Section 2-3 of the Code of Miami-Dade County, this amended official Fee Schedule is also filed with the Clerk of the Board of County Commissioners. Fees which are charged by the planning, zoning, and platting services shall be the same as those listed in the Official Fee Schedule on file with the Clerk of the County Commission.

This Implementing Order is hereby submitted to the Board of County Commissioners of Miami-Dade County, Florida.

Approved by the County Attorney as  
to form and legal sufficiency \_\_\_\_\_

**Planning, Zoning, and Platting Services  
Fee Schedule**

**TABLE OF CONTENTS**

<b>I. GENERAL INFORMATION</b>	
A. Concurrency Review .....	1
B. Impact Fees .....	1
C. Preparation of Certified Records for Court Appeal .....	1
D. Copies of Departmental Records, Verification of Documents and Research of Plans (expanded) .....	1
E. Fees Based on Estimated Cost-Documentation Requirements .....	1
F. Publications .....	1-2
G. Late Payment Charges of Unpaid Amounts Due to Planning and Zoning .....	2
H. RER Surcharge .....	2
I. Images Online .....	2
J. Conversion of Documents to Images (Scanning) .....	2
K. Permit Renewals .....	2
L. Notices for Zoning Applications .....	3
M. Special Projects .....	3
<b>II. REQUESTS FOR WRITTEN ADVISORIES OF COMPREHENSIVE DEVELOPMENT MASTER PLAN (CDMP) CONSISTENCY (OTHER THAN FOR DEVELOPMENT/SERVICES CONCURRENCY DETERMINATION)</b>	
A. Interpretation/Explanation of CDMP Provisions, Including Adopted Land User Plan (LUP) Map and Interpretation of LUP Map Text Consistency Determinations Relative to a Specific Location .....	3
B. Interpretation/Explanation of Adopted Components Goals, Objective, and Other Text Not Related to a Specific Location .....	3
<b>III. APPLICATION TO AMEND THE CDMP</b>	
A. Land Use Element .....	4-5
B. Traffic Circulation Sub-Element .....	5
C. Mass Transit Sub-Element .....	5
D. Port, Aviation, and Port of Miami Sub-Element .....	5
E. Capital Improvements Elements (CIE) .....	5
F. All Elements (including A-E above) .....	5-6
<b>IV. PREPARATION OF SPECIAL PROJECTS, STUDIES, REPORTS, OR PROVISION OF DATA</b>	
A. Graphics Services .....	6
B. Non-Graphics Services .....	7
C. Computer Reports or Data .....	7
<b>V. CERTIFICATES OF USE (C.U.) AND TEMPORARY CERTIFICATE OF USE (T.C.U.)</b>	
A. Residential .....	7
B. Business, Wholesale, and Retail .....	7-8
C. Industrial .....	8
D. Unusual Uses, Special Permits, Business and Industrial Use Variances .....	8
E. Agricultural .....	8
F. Trailer Use Certificates .....	8-9
G. Maximum Fee .....	9
H. Change of Use, Business Ownership, or Name .....	9
I. Refunds .....	9
J. Occupancy without a CU .....	9
K. Failure to Renew CU, Temporary Certificate of Use (TCU), or Temporary CU .....	9
L. CU and TCU, Inspection Fee .....	9
M. CU Re-Inspection Fee .....	9
N. Alcohol Fees and Renewal Fees .....	9-10
O. Certification of Residence .....	10
<b>VI. ZONING APPLICATION FEES</b>	
A. Public Hearing Administrative Modifications and Reformatations .....	10-11
B. Non-Use Variance Administrative Site Development Option (ASDO) Public Hearings (Residential/One Lot) .....	11
C. Unusual Use-Mobile Home as a Watchman's Quarters .....	12
D. Public Hearings for Private Schools, Houses of Worship, etc. ....	12
E. Unusual Use-Lake Excavation .....	12
F. Non-Use Variance Signs .....	12

**Planning, Zoning, and Platting Services  
Fee Schedule**

G. Revisions to Public Hearings Plans .....	12
H. Revisions of Legal Description.....	12
I. Appeals of CZAB Decisions.....	12
J. Entrance Feature Application Fees.....	12
K. Appeals of Entrance Feature Decisions.....	13
L. Administrative Adjustment Application Fees.....	13
M. Appeals of Administrative Adjustment Decisions.....	13
N. Appeals of Administrative Decisions of Director and Amendments to Zoning Regulations.....	13
O. Appeals of Administrative Decisions of the Executive Council.....	13
P. Severable Use Rights.....	13
Q. Administrative Site Plan Review Fee (Residential).....	14
R. Administrative Site Plan Review Fee (Commercial).....	14
S. Administrative Lake Plan Review Fee.....	14
T. Class I Permits.....	14
U. Class IV Permits.....	14
V. Other Processing and Research Fees.....	15
W. Governmental Facilities.....	15
X. Shoreline Applications.....	15-16
Y. Substantial Compliance Determination.....	16
Z. Zoning Kit and Subscriptions.....	16
AA. Zoning Logbook and Agenda Subscriptions.....	16
BB. Hearing Tapes.....	16
CC. Re-Advertisement and Re-Notification for Deferred or Remanded Hearing Applications.....	16
<b>VII. DEVELOPMENTAL IMPACT COMMITTEE LARGE SCALE APPLICATIONS.....</b>	<b>16-17</b>
<b>VIII. VESTED RIGHTS/TAKINGS FEES</b>	
A. Section 2-114.1 – Miami-Dade County Code – Vested Rights/Taking-Base Fee.....	18
B. Vested Rights/Takings – Size of Application.....	18
<b>IX. EXTENSION OF CAPACITY RESERVATION.....</b>	<b>18</b>
<b>X. APPEALS OF PLAT COMMITTEE DECISIONS.....</b>	<b>18</b>
<b>XI. APPEALS OF IMPACT FEE ASSESSMENTS.....</b>	<b>18</b>
<b>XII. ADJUSTMENT OF LANDSCAPING REQUIREMENTS APPLICATION FEES.....</b>	<b>18</b>
<b>XIII. LAKES AND LANDFILLS.....</b>	<b>18</b>
<b>XIV. ZONING PLANS PROCESSING FEES</b>	
A. Initial Landscape Fee.....	19
B. Re-Work Fees.....	19
C. Revised Landscaping Plans Fee.....	19
<b>XV. ZONING REVIEW FEE ASSOCIATION WITH BUILDING PROCESS</b>	
A. Revised Plans Fee.....	19
B. Up-Front Processing Fee.....	19
C. Minimum Fee for Building Permit.....	19
D. Refunds.....	19-20
E. New Building or Additions.....	20-21
F. New Construction Other Than as Specified Herein.....	21
G. Alterations and Repairs to Building and Other Structures (Except Group 1).....	21
H. Moving Buildings for Other Structures.....	21
I. Slabs.....	21
J. Fences and/or Walls.....	21
K. Swimming Pools, Spas, and Hot Tubs.....	21
L. Temporary Platforms and Temporary Bleachers to be Used for Public Assembly.....	22
M. Screen Enclosures, Canopies, and Awnings.....	22
N. Sign Permit Fees.....	22
O. Tie Down.....	22
P. Satellite Dish.....	22



**Planning, Zoning, and Platting Services  
Fee Schedule**

Q. Ornamental Iron .....	22
R. Signs & Architectural Features (Indoor Neons).....	22
<b>XVI. ZONING INSPECTION FEES</b>	
A. Inspection Fee .....	23
B. Inspections Requiring Overtime.....	23
<b>XVII. CHAPTER 163 DEVELOPMENT AGREEMENTS .....</b>	
<b>XVIII. FEE FOR MONITORING DEVELOPMENT OF REGIONAL IMPACT AND OTHER MAJOR PROJECTS .....</b>	
<b>XIX. HISTORIC PRESERVATION FEES</b>	
A. Certificate of Appropriateness (COA) .....	23
B. Certificate to Dig (CTD) Approval Letter .....	23
C. Ad Valorem Tax Abatement Application .....	23-24
D. Deferment or Continuance of Hearing After the Legal Ad has been Placed .....	24
E. Appeal to County Commission.....	24
F. Code Violation.....	24
<b>XX. PLATTING FEES</b>	
A. Tentative Plat .....	24
B. Waiver of Plat .....	24-25
C. Waiver of Subdivision Code Requirements.....	25
D. Paving and Drainage .....	25
E. Final Plat.....	25-26
F. Platting and Traffic Section Zoning Application Review Fee.....	26
G. Decorative Wall and Entrance Feature Review .....	26
H. Bonding.....	26
I. Research .....	26
<b>XXI. PUBLIC WORKS FEES</b>	
A. Public Works Construction .....	26-27
B. Private Property .....	27-28
C. Other Fees .....	28

## Planning, Zoning, and Platting Services Fee Schedule

The following schedule details the charges and fees associated with planning and zoning services:

### I. GENERAL INFORMATION

#### A. CONCURRENCY REVIEW

Concurrency Information Letters: Fees for Concurrency Information Letters shall be as follows to cover the cost of preparing informational letters.

Minor Letter: \$100.00

These require routine to moderate research and analysis, standard preparation and processing time.

Major Letter: \$200.00

These require extraordinary research and analysis, and/or special preparation and handling.

#### B. IMPACT FEES

Impact Fees are assessed on certain building permits, including re-application on expired permits (contact the Impact Fee Section for details on these fees.)

#### C. PREPARATION OF CERTIFIED RECORDS FOR COURT APPEALS

For the purpose of court appeals, wherein the Director is requested to make available the records upon which the decision of the Board of County Commissioners or Community Zoning Appeals Board or other administrative board is based, there shall be paid for the preparation of a certified copy of the records, a fee of \$403.64, to be paid at the time of request.

#### D. COPIES OF DEPARTMENTAL RECORDS, VERIFICATION OF DOCUMENTS AND RESEARCH OF PLANS (EXPANDED)

	<u>Fee</u>
Plan reproduction from microfilm or document larger than 14 inches by 8 ½ inches per sheet	\$7.34
Reproduced records – per page (also refer to pg. 13, other Processing Fees)	.20
Double sided copy – per page	.26
Certified copies in addition to photocopy – per page	1.29
Official cop of CU record	12.88
Verification of legal description on documents prepared for recordation	12.88
Digital Maps, scanned images	36.70
Minimum	9.18
Special Map requests	77.25
Notary public service – per document	1.29
Minimum	.32
Research and ordering plans	7.34

#### E. FEES BASED ON ESTIMATED COST – DOCUMENTATION REQUIREMENTS

The Department may require the permit applicant to submit appropriate documentation as proof of estimated cost of construction used to compute permit fees.

#### F. PUBLICATIONS

The Department gathers and analyzes data about land use and population patterns within Miami-Dade County. These publications are available as priced, plus postage and handling if mailed in the United States. The Department also publishes other documents related to the maintenance and update of the CDMP, including the continuing amendment cycles, and other specialized reports and documents.

##### Research Planning:

Planning Research Reports (digital, copy/page amount for hard copies)	Fee
\$80.00 Subscription per year	\$8.00 per report

**Planning, Zoning, and Platting Services  
Fee Schedule**

Land Use Map of Miami-Dade County	65.00
Zoning Map of Miami-Dade County	65.00
25" x 36" Maps (from Map Library)	27.00
Special Request Zoning Section Map	87.00
Information Maps (25" x 36" or larger)	60.00
Special Request/Study – hourly rate + fringe, minimum \$50.00	
Special request for a map (plot) – cost by size + hourly rate + fringe	

**G. LATE PAYMENT CHARGES ON UNPAID AMOUNTS DUE TO PLANNING AND ZONING**

Billings covered by contracts, agreements, or other formal arrangements for services rendered by the department are due within 45 days from the date of the invoice. Full payment of the account balance must be received by the past due date set forth on the invoice. A monthly late payment charge will be assessed on any outstanding balance at the rate of 10% thereafter, until payment is received in full.

**H. RER SURCHARGE**

An RER surcharge of seven and one half (7.5%) percent on all CDMP fees, Zoning fees, and Platting fees listed in this Fee Schedule to fund the operation of divisions of RER that provide supporting functions for the paid activity except for Historical Preservation fees listed in Section XIX and Bonding fees listed in Section XX.

**I. IMAGES – ON LINE**

The department provides imaged records on line relating to land use files and are available using the established fees.

	<u>Fee</u>
Smaller Zoning Applications Process	\$25.75
Larger Zoning Applications Process	77.25

**J. Conversion of Documents to Images (scanning) – Charge per Page**

	<u>Fee</u>
Letter Size	\$0.26
Legal Size	0.30
E-Size	1.02

**K. PERMIT RENEWALS**

All permits for renewals shall be assessed a fee of 50% of the original permit fee (except where the minimum permit fee was assessed) if permit is renewed within 6 months of its expiration. If the permit is renewed more than 6 months after its expiration, then 100% of the original fee shall be assessed. In no event shall the fee be less than the minimum fee listed for that permit.

**Planning, Zoning, and Platting Services  
Fee Schedule**

**L. NOTICES FOR ZONING APPLICATIONS**

For public hearing and other notices that are mailed out by RER, a fee of \$0.73 cents per notice shall be assessed. These fees shall be assessed for each occasion on which notices are mailed

**M. SPECIAL PROJECTS**

The Director, or designee, has the authority to invoice for project costs associated with special projects or services not contemplated in the current fee structure. The invoice shall consist of estimated labor costs, including any and all estimated fringe benefit costs, and any estimated indirect labor costs, as determined by the Department's Finance Section on a yearly basis. The invoice shall also include any expenses incurred by the Department on behalf of the special project or an applicant that are not related to the aforementioned labor and indirect labor costs, such as, but not limited to, legal or publication notices or the acquisition of materials. At the end of the project, based on the reconciliation of actual costs to estimated costs, a refund will be issued when estimated costs are greater than actual costs or an invoice will be issued when estimated costs are less than actual costs.

**II. REQUESTS FOR WRITTEN ADVISORIES OF COMPREHENSIVE DEVELOPMENT MASTER PLAN (CDMP) CONSISTENCY (OTHER THAN FOR DEVELOPMENT/SERVICES CONCURRENCY DETERMINATION)**

For special written advisory letters/memoranda regarding the relationship of a particular parcel or the consistency of a proposed development action to the provisions of the Comprehensive Development Master Plan (CDMP) that are requested pursuant to Section 2-113 of the Code of Miami-Dade County and apart from regular development order approval processes, the requesting party shall pay the following charges:

**A. INTERPRETATION/EXPLANATION OF CDMP PROVISIONS, INCLUDING ADOPTED LAND USE PLAN (LUP) MAP AND INTERPRETATION OF LUP MAP TEXT CONSISTENCY DETERMINATIONS RELATIVE TO A SPECIFIC LOCATION**

<b>Size of Parcel of Proposed Development (gross acres)</b>	<u>Basic Fee</u>	<u>Expedite Fee</u>
Under 1.0 acre	\$440	\$880
1.0 acres – 5.0 acres	880	1,760
5.1 acres – 20.0 acres	1,320	2,640
20.1 acres and over	1,760	3,520

Requests involving research of multiple parcels in a large-scale development shall be charged in accordance with item IV B, herein.

**B. INTERPRETATION/EXPLANATION OF ADOPTED COMPONENTS GOALS, OBJECTIVES AND OTHER TEXT NOT RELATED TO A SPECIFIC LOCATION**

	<u>Basic Fee</u>	<u>Expedite Fee</u>
Each issue/question not related to Level of Service (LOS) Standards	\$440	\$880
Each issue/question related to LOS Standards	440	880

The Director or their designee, may condition such advisories on the information made available by the requesting party or defer to more complete development order review procedures. The conditional nature of all special advisories shall be addressed in the document.

**III. APPLICATIONS TO AMEND THE CDMP**

For CDMP applications that have been inactive for a period exceeding two years, the applicant shall pay an additional fee in an amount equivalent to 50 percent of the original to cover the costs of additional review

**Planning, Zoning, and Platting Services  
Fee Schedule**

and analysis. For CDMP applications to be processed under the expedited review processes provided in the County Code, there shall be a multiplier of 2.5 for any of the fees provided herein.

**A. Land Use Element**

1. LUP Map (except for Roadway and Transit changes which are covered in B), Agricultural Subarea 1 Map, Open Land Subareas Map, and Environmental Protection Subareas Map, which applications are requested for processing during regular semi-annual CDMP amendment cycles:

	<u>Basic Fee</u>	<u>Expedite Fee</u>
a) Regional Urban Center	\$109,440	\$273,600
b) Metropolitan Urban Center	85,500	213,875
c) Community Urban Center	54,720	136,800
d) Other		

Size of Area (gross acres)  
**Subject to Application**

Up to 5.0	11,400	28,500
5.1 – 10.0	21,660	54,150
10.1 – 20.0	42,750	106,875
20.1 – 40.0	64,410	161,025
40.1 – 80.0	85,500	213,750
80.1 – 160.0	102,600	256,500
160.1 – 320.0	119,700	299,250
320.1 – 480.0	136,800	342,000
480.1 – 640.0	153,900	384,750
640.1 – 800.0	171,000	427,500
800.1 – 960.0	188,100	470,250
960.1 – 1120.0	205,200	513,000
1120.1 – 1280.0	222,300	550,750
1280.1 and above	171/acre	427.5/acre

- e) The fee for any application requesting amendment to the LUP Map which includes a request to expand the Urban Development Boundary (UDB) or to redesignate to an urban land use outside the UDB shall be increased by 1) twenty-five (25%) percent of the amount indicated above in III.A.1.(d) for all applications up to eighty (80) acres in size, or 2) fifteen (15%) percent of the amount indicated above in III.A.1.(d) for applications larger than eighty (80) acres.
- f) Application requesting amendment to the LUP Map to increase the currently planned residential density on land inside the UDB shall receive a reduction of the fee amount of 1) twenty-five (25%) percent of the amount indicated above in III.A.1.(d) for each application up to eighty (80) acres in size, or 2) fifteen (15%) percent of the amount indicated in III.A.1.(d) if the application area is larger than eighty (80) acres.
- g) Applications requesting amendments to an Urban Expansion Area (UEA) boundary without amendment to the underlying future land use shall be charged 30 percent of the rate established in paragraph III.A.1.(d), above, but not less than \$10,000.
- h) Applications requesting amendment to the LUP Map for processing concurrently with an application to approve or amend a Development of Regional Impact (DRI) development order pursuant to Sec. 2-116.1(5)(a), Code of Miami-Dade County, Florida, shall be charged \$91,200 if 640 acres or smaller, or if a request for Urban Center; if 640.1 acres or larger, such applications shall be charged 65 percent of the fee amount for the applicable parcel size listed in foregoing paragraph III.A.1.(a) through (g).

2. Revision of the LUP Map Text	<u>Basic Fee</u> \$17,100	<u>Expedite Fee</u> \$42,750
---------------------------------	------------------------------	---------------------------------

**Planning, Zoning, and Platting Services  
Fee Schedule**

	Each issue-proposal (per paragraph)		
3.	Environmental/Historical or other Map Each issue/item including associated text	17,100	42,750
4.	Covenant revisions and other changes amending land uses relating to specific land parcels	Two-thirds rate of III(A)(1)(d) above	
<b>B. Traffic Circulation Sub-Element</b>			
		<u>Basic Fee</u>	<u>Expedite Fee</u>
1.	Planning Future Roadway Network Map Per road lane-mile	\$17,100	\$42,750
2.	Roadway Functional Classification Map Per road-mile (existing or future)	17,100	42,750
3.	Limited Access Facilities Map per road-mile or interchange	17,100	42,750
4.	Other Map Per Mile	11,400	28,500
<b>C. Mass Transit Sub-Element</b>			
		<u>Basic Fee</u>	<u>Expedite Fee</u>
1.	Future Mass Transit System Maps per linear mile of service area, corridor, or alignment	\$17,100	\$42,750
2.	Major Traffic Generators and Attractor – Each major traffic generator	17,100	42,750
<b>D. Port, Aviation, and Port of Miami Sub-Elements</b>			
		<u>Basic Fee</u>	<u>Expedite Fee</u>
1.	Major Aviation Facilities – Future Improvements Map Each Facility	\$17,100	\$42,750
2.	Aviation Facility Improvements – Each Improvement project line item	17,100	42,750
3.	Port of Miami River – Future Land Use Map	(Same as LUP Map III.A.1)	
4.	Port of Miami 5 year or 10 year Plan map	17,100	42,750
<b>E. Traffic Circulation Sub-Element</b>			
		<u>Basic Fee</u>	<u>Expedite Fee</u>
1.	Each proposed project line item	\$17,100	\$42,750
2.	Urban Infill or Concurrency Exception Area Maps	51,300	128,250
<b>F. All Elements (including A-E above)</b>			
		<u>Basic Fee</u>	<u>Expedite Fee</u>
1.	Each Level of Service (LOS) Standard or DRI Threshold (F.S. 380) – addressing goal, objective, policy, or map	\$51,300	\$128,250
2.	Each Non LOS Standard – addressing goal, objective or policy	17,100	42,750
3.	Each monitoring measures item	10,260	25,650
4.	Each other text change proposal item (up to 5 sentences)	17,100	42,750

**Planning, Zoning, and Platting Services  
Fee Schedule**

5.	Each other map change proposal or item	17,100	42,750
6.	One or more non-LUP Map amendment proposals requested for processing concurrently with an application to approve or amend a DRI development order pursuant to Sec. 2-116.1(5)(a), Code of Miami-Dade County, Florida. This fee shall be charged only when a LUP Map Amendment is not requested, and a fee is not charged, pursuant to par. III.A.1, above.	34,200	85,500

All above fees include any corresponding changes to other Plan Elements, or components thereof, required for internal consistency

In the event that the applicant withdraws the application for amendment prior to the deadline established in Section 2-116.1(8), Code of Miami-Dade County, amendment fees paid shall be refunded.

In the event that the Board of County Commissioners fails to approve transmittal of a non-small scale amendment application to the State Land Planning Agency per Sec. 2.116.1(3)(g) of the Code of Miami-Dade County, or the applicant withdraws the application or any portion thereof after the full refund deadline referenced above, but prior to transmittal action by the Board of County Commissioners, 1) twenty-five (25%) percent of the department's CDMP amendment fees paid shall be refunded.

The applicant shall not be authorized, subsequent to the "transmittal" hearing held by the Board of County Commissioners, to receive any refund of application fees.

County proprietary departments shall pay required fees at the time of application except that (a) during a regular annual update to the CIE, a single fee of \$11,400 shall be charged to the department for one or more changes to a Schedule of Improvements table; (b) fees shall not be charged to such departments for a major Element update to implement an Evaluation and Appraisal Report (EAR); and (c) the fee for a major update or revision to a Plan Element required by a proprietary department at a time other than during an EAR-based CDMP amendment cycle shall be \$57,000 paid at the time of application filing, with any costs incurred by the Department in excess of the initial filing fee to be paid by the applicable department.

If an application is transferred to the next CDMP amendment cycle following publication of the Department's initial recommendations on the application, the applicant shall be required to furnish an additional fee to process the application in the new cycle. Such fee shall be in an amount equal to twenty-five percent (25%) of the original application fee, in addition to the cost of any public notices incurred by the Department for the application in the cycle from which the application is transferred. Such payment shall be provided prior to the end of the filing period of the cycle to which the application has been transferred. If payment is not received, the application shall be deemed withdrawn.

**IV. PREPARATION OF SPECIAL PROJECTS, STUDIES, REPORTS, OR PROVISION OF DATA**

For special studies, reports or file research requested by non-Miami-Dade County entities that are not prepared as part of the Department's regular work program of the requesting entity shall pay the following charges:

**A. Graphics Services**

1. Actual salary costs of personnel involved in providing services in effect at time of activity, and
2. Graphics materials used at estimated cost (unless supplied by entity requesting services); and
3. Department overhead operating costs equal to 1.0 times personnel's salary costs identified in 1, above.

**Planning, Zoning, and Platting Services  
Fee Schedule**

**B. Non-Graphics Services**

1. Actual salary of personnel providing services in effect at time of activity, and
2. Department personnel support and overhead operating costs equal to 1.0 times personnel's salary costs identified in IV.B.1., above.

The Director or his or her designee, is authorized to administer these professional service charges through letters of agreement with non-County entities requesting such services.

**C. Computer Reports or Data**

Online subscription of Municipal Zoning records shall be charged a fee of \$1,000.00.

**V. CERTIFICATE OF USE (C.U.) AND TEMPORARY CERTIFICATE OF USE (T.C.U.)**

The following original fees shall be paid for all uses. The indicated renewal fee applies to those uses, which are required to be renewed annually by Code or by Resolution. All non-renewable uses are issued permanent use certificates which shall remain valid for an unlimited time, unless revoked for cause, or abandoned, provided there is no change of use, ownership, or name, or that there is no enlargement, alteration or addition in the use or structure. The total C.U. or T.C.U. fee shall be assessed and collected at the time of filing an application. The C.U. or T.C.U. are non-refundable.

**A. RESIDENTIAL**

Apartments, hotels, motor hotels and all multiple family uses per building	<u>Fee</u>	<u>Renewal Fee</u>
4 – 50 units	\$85.13	
51 – 100 units	101.28	
101 – 200 units	115.96	
201 or more units	132.10	
Private school, charter schools, day nursey, Convalescent and nursing home, hospital, Assisted Congregate Living Facilities (ACLF) and developmentally disabled home care	139.44	73.39
Home office	36.70	22.02
Vacation Rental (not inclusive of applicable inspection fees)	36.70	36.70
Residential sale display of vehicle/watercraft	36.70	
Placement of temporary mini-storage unit	36.70	

**B. BUSINESS, WHOLESALE AND RETAIL**

All uses, except the following:	<u>Fee</u>	<u>Renewal Fee</u>
Per sq. ft. of business area	0.04	
Minimum	139.44	80.73



**Planning, Zoning, and Platting Services  
Fee Schedule**

Automobile, recreational vehicle, boat, truck, etc., rental or sales from open lot or combination open lot and building	139.44	
Change of owner of restaurant liquor/beer/wine in conjunction with restaurants, grocery stores, etc.	139.44	80.73
<b>C. INDUSTRIAL</b>		
All uses, except the following:	<u>Fee</u>	<u>Renewal Fee</u>
Per sq. ft. of business area	0.04	
Minimum	139.44	80.73
Automobile, used parts yard, commercial incinerators, junkyards, slaughterhouses, bulk storage of petroleum products, trailer parks, tourist camps, utility plants of 30,000 sq. ft. or less	647.28	234.84
Automobile used parts yard, commercial incinerators, junkyards, slaughterhouses, bulk storage of petroleum products, trailers parks, tourist camps, utility plants over 30,000 sq. ft.	924.68	342.12
<b>D. UNUSUAL USES, SPECIAL PERMITS, INDUSTRIAL</b>		
All uses, except the following:	324.38	246.58
Churches	139.44	73.39
Airports, racetracks, stadiums	647.28	234.84
Cabaret, nightclub, liquor package store	428.58	388.96
Rock quarries, lake excavation and/or filling thereof Minimum	509.31	246.58
Circus or carnival (per week) and special events	271.54	271.54
Open lot uses	193.74	154.12
Lot clearing, sub-soil preparation	161.45	146.78
<b>E. AGRICULTURAL</b>		
	<u>Fee</u>	<u>Renewal Fee</u>
All uses, except as otherwise listed herein	193.74	183.47
<b>F. TRAILER USE CERTIFICATES</b>		
Covers administrative and initial field inspection cost for all types of construction site field offices. Fee also covers cost of site plan review.		
	<u>Fee</u>	<u>Renewal Fee</u>
1) Mobile homes approved for temporary use during construction of a residence (Section 33-168, Code of Miami-Dade County)	264.20	264.20

**Planning, Zoning, and Platting Services  
Fee Schedule**

2) Mobile homes or modular units approved for commercial purposes or development projects, including watchman's quarters and temporary sales offices	540.13	513.71
3) Construction field offices	183.47	183.47
4) Cash escrow processing fee	146.78	
5) Mobile home tag discount	36.70	
6) Cash escrow processing (balloons)	73.39	
7) Cash escrow (demo)	293.55	

**G. MAXIMUM FEE**

The maximum fee for a CU provided no violation exists at the time of the CU	<u>Fee</u> \$924.68
---	------------------------

**H. CHANGE OF USE, BUSINESS OWNERSHIP, OR NAME**

When there is a change of use, business ownership, or name, the fee shall be the original fee listed for the use proposed.

**I. REFUNDS**

No refunds shall be made of fees paid for use permits. In case of error, adjustments may be made by the Director.

**J. OCCUPANCY WITHOUT A CU**

Certificate of use violation fee	<u>Fee</u> \$231.90 Plus a double CU fee
----------------------------------	--

**K. FAILURE TO RENEW CU(s) or Temporary Certificate of Use TCU(s) not renewed on or before the renewal or expiration date will be assessed a \$220.16 violation fee plus a double CU or TCU TCC fee.**

**L. CU AND TCU, INSPECTION FEE**

When an inspection is necessary regarding the issuance of a CU or TCU, an inspection fee of \$86.97 shall be charged for each inspector who is required to make a field inspection. This fee will be required regardless of the length of time the TCU is needed.

**M. CU AND TCU RE-INSPECTION FEE**

When extra inspection trips are necessary, a fee of \$86.97 for each inspector who must return shall be charged.

**N. ALCOHOL FEES AND RENEWAL FEES**

Bar/Lounge	<u>Fee</u> \$80.73
Liquor Package Store, Cabaret night club (Refer to C011)	388.96

**Planning, Zoning, and Platting Services  
Fee Schedule**

Restaurant with Liquor and/or Beer and Wine	80.73
Other Alcoholic Beverage uses not listed	80.73
Outdoor Patio	234.84
Private Club: Liquor and/or Beer and Wine	234.84
Restaurant and Lounge/Bar	161.45

**O. CERTIFICATION OF RESIDENCE**

Ordinance No. 08-133 applies to all residential properties in unincorporated Miami-Dade County acquired through a Certificate of Title (Foreclosures and Judgments). The Ordinance requires the title holders of foreclosed properties obtain a Certificate of Use (CU) prior to offering the property for sale, transfer or alienation.

	<u>Fee</u>
Single family homes, condominiums, townhouses, and duplexes	\$309.00
Upfront fee assessed at the time of filing an application	257.50
The fee is non-refundable, but shall be credited toward the final resubmittal	51.50

**VI. ZONING APPLICATION FEES**

All application fees shall be paid in total, at the time of filing of the application, and no total fee shall be credited or refunded except when adjustment is warranted or deemed necessary due to departmental error. A refund of fifty percent (50%) of an original application fee may be refunded upon the withdrawal of an application when the written request for withdrawal is received within 60 days of the date of application. In no event, however, shall an appellant of a Community Zoning Appeals Board decision be entitled to a refund of the appeal fee.

	<u>Fee</u>
Extension fee for expiring applications (request submitted prior to expiration)	\$150.00
Pre-Application fee (Urban Centers and Development Impact Committee projects)	500.00
Pre-Application fee (all other projects)	250.00

In addition to the zoning fees set forth below, the costs of mailing any required notices shall be assessed as provided in Section I.L. of this Implementing Order.

**A. PUBLIC HEARING, ADMINISTRATIVE MODIFICATIONS AND REFORMATIONS FEES:**

Except as otherwise provided in B. through F. below, for every application for a zoning change, or other zoning application, where a public hearing is required to be held and for every application where notices and advertisement are required, there shall be paid for the processing of each and every application, a minimum fee of 1,100.81 (expedite: 1,651.22) or 2,201.63 (expedite: 3,302.45) if the application is the result of a violation, provided; however, that for every zoning application processed concurrently with an expedited CDMP amendment, the minimum fee shall be 2,000.81 or 3,101.63 if the application is the result of a violation. The exact amount of each and every public hearing application fee is established by the addition of the following fees:

Fee

**Planning, Zoning, and Platting Services  
Fee Schedule**

Zone Change to AU/GU/RU1/RU2/RUIZ/EU/RU-IM (a)/RU-IM (b)	\$1,467.75
Zone Change to RUTH/MULTI-FAM/PAD	2,201.63
Zone Change to RU-5/RU-5A/OPD	2,935.50
Zone Change to BU/Urban Center District/CD	4,403.25
Zone Change to IU	3,669.38
Use Variance-AU/GU/RU-1/RU-2/RUIZ/EU	2,201.63
Use Variance-RUTH/MULTI-FAM/PAD	3,669.38
Use Variance-RU-5/RU5A-OPD	5,137.13
Use Variance-BU	5,137.13
Use Variance-IU	4,403.25
Non-Use Variance or Administrative Site Development Option (Residential)	733.38
Non-Use Variance or Administrative Site Development Option (Commercial, Industrial, Office)	1,467.75
Special Exception	2,935.50
Modify/Delete	1,467.75
Unusual Use	2,935.50
Scheduling meeting not previously on the annual calendar for zoning application processes in connection with an expedited CDMP amendment	700.00
1) Residential:	
Site Plan Review	1,467.75
(expedite)	2,201.63
Size of property: per 10 acres or portion thereof	733.88
Number of Units: per 15 units or portion thereof	366.94
2) Commercial and Mixed Use	
Site Plan Review	2,201.63
(expedite)	3,302.45
Size of property: per 10 acres or portion thereof	880.65
Size of Building (non-residential): per 5,000 sq. ft. or portion thereof	293.55
Number of Residential Units (if applicable) per 15 units or portion thereof	366.94

**B. NON-USE VARIANCE or ADMINISTRATIVE SITE DEVELOPMENT OPTION (ASDO) PUBLIC HEARINGS (RESIDENTIAL/ONE LOT)**

For every application for a non-use variance or ASDO for the new construction of, or addition to, a single family residence (one lot maximum) or duplex (one lot maximum), there shall be paid a fee of \$1,614.53 (expedite: 2,421.80) or \$1,908.08 (expedite: 2,862.12) if the application is the result of a violation.

**Planning, Zoning, and Platting Services  
Fee Schedule**

**C. UNUSUAL USE – MOBILE HOME AS A WATCHMAN’S QUARTERS**

For every application for an unusual use for a trailer as a watchman’s quarters, there shall be paid a fee of \$1,614.53 (\$1,908.08 if the application is the result of a violation).

**D. PUBLIC HEARINGS FOR PRIVATE SCHOOLS, HOUSES OF WORSHIP, ACLF, NURSING HOMES, AND CONVALESCENT HOMES**

For every public hearing application for the above uses, there shall be paid a fee of \$2,935.50 (\$3,669.38 if the application is a result of a violation).

**E. UNUSUAL USE – LAKE EXCAVATION**

For every application for an unusual use for a lake excavation, there shall be paid a minimum of \$733.88 (\$1,078.80 if the application is the result of a violation). The exact amount of each and every lake excavation public hearing fee is established by the addition of the following fees:

	<u>Fee</u>
Site Plan Review	\$1,100.81
10 acres or portion thereof of water surface area	308.23

**F. NON-USE VARIANCE SIGNS**

For every application for a non-use variance for the installation of a sign(s), there shall be paid a fee of \$2,201.63 (\$2,935.50 if the application is the result of a violation).

**G. REVISIONS TO PUBLIC HEARING PLANS, ADMINISTRATIVE MODIFICATION, AND REFORMATIONS**

Submittal of the first revised plan will be processed at no additional cost to the applicant. Subsequent revisions will be processed at an additional charge of \$880.65 (or \$1,174.20 if submitted 30 days or less prior to hearing) per revised plan and shall be paid in total at the time of submittal.

**H. REVISIONS OF LEGAL DESCRIPTION**

	<u>Fee</u>
Rework of a legal description as a result of revisions, corrections, inconsistencies and/or missing items.	\$60.00

**I. APPEALS OF COMMUNITY ZONING APPEALS BOARD DECISIONS**

For every application for an appeal of a decision of the Community Zoning Appeals Board to the Board of County Commissioners, there shall be paid for the processing of each and every application, a fee of \$1,100.81, to be paid at the time of application. Site plan modifications, where permitted, to appeal requests will be processed at an additional cost of \$880.65 (or \$1,174.20 if submitted 30 days or less prior to hearing) per revised plan.

**J. ENTRANCE FEATURE APPLICATION FEES**

For every administrative application for an entrance feature, there shall be paid for the processing of each and every application, a fee of \$733.88 (or \$1,467.75 if the application is the result of a violation). All such fees shall be paid, in total, at the time of the filing of the application, and no fee shall be credited or refunded. First plan revision will be processed at no charge; subsequent revisions will be processed at \$321.88 each.

**Planning, Zoning, and Platting Services  
Fee Schedule**

**K. APPEALS OF ENTRANCE FEATURE DECISIONS**

For every application for an appeal of an entrance feature decision by the Miami-Dade County Plat Committee to the Community Zoning Appeals Board by an aggrieved property owner in the area, there shall be paid for processing of each and every application, a fee of \$513.71, to be paid at the time of application. Pursuant to the provisions of Section 33-311(2), an appeal by an aggrieved applicant shall be by the filing of a de novo application for public hearing before the Community Zoning Appeals Board, with the fee to be paid subject to the public hearing application fee provisions herein.

**L. ADMINISTRATIVE ADJUSTMENT APPLICATION FEES**

Administrative Adjustment fee	<u>Fee</u> \$770.00
For any application where a notice of violation has been issued, an additional fee of \$293.55 shall be assessed.	
Administrative Adjustment Advertisement Fee (publication of general distribution)	54.00
Administrative Adjustment Rework Fee for Each Resubmission (first resubmission at no charge)	250.00

**M. APPEALS OF ADMINISTRATIVE ADJUSTMENT DECISIONS**

For every application for an appeal of an administrative adjustment decision to the Community Zoning Appeals Board by any aggrieved property owner in the area, there shall be paid for the processing of each and every application, a fee of \$836.35, to be paid at the time of application. Pursuant to the provisions of Section 33-311(2), an appeal by an aggrieved applicant shall be by the filing of a de novo application for a public hearing before the Community Zoning Appeals Board, with the fee to be paid subject to the public hearing application fee provisions herein.

**N. APPEALS OF ADMINISTRATIVE DECISIONS OF DIRECTOR AND AMENDMENTS TO ZONING REGULATIONS**

For every application, except for appeals of the issuance of a rock mining certificate of use pursuant to Article XI, Chapter 33, of the Miami-Dade County Code, for an appeal of Director's Administrative Decision relative to matters by any aggrieved property owner in the area concerned, or by any aggrieved applicant, or for any application for zoning hearing to the zoning regulations, there shall be paid for the processing of each and every application, a fee of \$1,100.81, to be paid at the time of application. For any appeal of a decision of the Director in connection with the issuance of a rock mining certificate of use pursuant to the Rock mining Overlay Zoning Area in Chapter 33, of the Code of Miami-Dade County (ROZA overlay), the fees associated with such appeal shall be waived.

**O. APPEALS OF ADMINISTRATIVE DECISIONS OF THE EXECUTIVE COUNCIL**

For every application for an appeal of the Miami-Dade County Executive Council's (Development Impact Fee Committee) Administrative Decision by any aggrieved property owner in the area concerned, or by any aggrieved applicant, the appellant shall pay for the processing of each and every application, a fee of \$513.71, to be paid at the time of application.

**P. SEVERABLE USE RIGHTS**

Application fee for use of severable use rights as provided by ordinance	<u>Fee</u>
--	------------

**Planning, Zoning, and Platting Services  
Fee Schedule**

(1) Basic application fee per bonus development "receiver" site \$733.88

**Q. ADMINISTRATIVE SITE PLAN REVIEW FEE (RESIDENTIAL)**

For every application for an administrative review of site plans for residential use where such site plans do not require approval at a public hearing, there shall be paid for the processing of each and every application, a minimum fee of \$1,467.75 (expedite: 2,201.63).

The exact amount of each and every administrative site plan review fee is established by the addition of the following fees: \$733.88 per 10 acres or portion thereof, and \$366.94 per 15 units or portion thereof.

Submittal of the first revised plan will be assessed at no additional cost to the applicant. Subsequent revisions will be processed at an additional charge of \$880.65 per revised plan and shall be paid in total at the time of submittal.

**R. ADMINISTRATIVE SITE PLAN REVIEW FEE (COMMERCIAL, MIXED USE, AND PEDESTRIAN-ORIENTED DEVELOPMENT)**

1.) For every application for an administrative review of site plans for commercial use where such site plans do not require approval at a public hearing, there shall be paid for the processing of each and every application, a minimum of \$2,201.63 (expedite: 3,302.45).

The exact amount of each and every administrative site plan review fee is established by the addition of the following fees: \$880.65 per 10 acres or portion thereof, and \$293.55 per 5,000 sq. ft. or portion thereof. For mixed use applications with residential units, there shall be the addition of the following fee: \$366.94 per 15 units or portion thereof.

Submittal of the first revised plan will be processed at no additional cost to the applicant. Subsequent revisions will be processed at an additional charge of \$880.65 per revised plan and shall be paid in total at the time of submittal.

2.) For every application for an administrative review of site plans for an initial determination in connection with a pedestrian-oriented development road impact fee reduction, as provided in Section 33E-8 of the County Code, there shall be a fee paid for processing of each and every application of \$1,500.00.

**S. ADMINISTRATIVE LAKE PLAN REVIEW FEE**

For every application for an administrative review of lake plans where such lake plans do not require approval at a public hearing, there shall be paid for the processing of each and every application, a minimum of \$1,100.81. The exact amount of each and every administrative lake plan review fee is established by the addition of the following fee: \$308.23 per 10 acres or portion thereof of water surface area.

Submittal of the first revised plan will be assessed at no additional cost to the applicant. Subsequent revisions will be processed at an additional charge of \$880.65 per revised plan and shall be paid in total at the time of submittal.

**T. CLASS I PERMITS**

For every review of a Class I, II, and III permit application, there shall be paid at time of application a fee of \$146.78.

**U. CLASS IV PERMITS**

**Planning, Zoning, and Platting Services  
Fee Schedule**

For every review of a Class IV permit application where a zoning hearing is not required, there shall be paid at the time of application a fee of \$146.78.

**V. OTHER PROCESSING AND RESEARCH FEES**

- 1) For each and every request for a Hearings Pre-Evaluation or Planning topics, there shall be paid a fee of \$51.00 for every 30 minutes.
- 2) All Plat applications will be charged a total of \$360.50 per application. Subsequent submittals will be processed at a fee of \$206.00.
- 3) For Land Use Plan Map (CDMP) Designation (No Interpretation will be provided), there shall be paid a fee of \$110.09 (expedite: \$220.18).
- 4) For Zoning History Research on Subject Property, Zoning District verification, applicable Zoning Code Section, or verification of pedestrian-oriented development determinations for road impact fee reduction purposes pursuant to Section 33E-8, there shall be paid a fee of \$220.16 (expedite: \$440.32).
- 5) For Zoning History Research and Analysis, there shall be paid a fee of \$440.32 (expedite: 880.64).
- 6) For each Group Home Application, there shall be paid a fee of \$220.16.
- 7) For Processing and review of legal agreements and documents (Unity of Title, Declaration of use, Covenants, Bonds, Bond Releases, etc.), there shall be paid a fee of \$220.16 plus required recording fees.
- 8) Special Projects

The Director, or designee, has the authority to invoice for project costs associated with special projects or services not contemplated in the current fee structure. The invoice shall consist of estimated labor costs, including any and all estimated fringe benefit costs, and any estimated indirect labor costs, as determined by the Department's Finance Section on a yearly basis. At the end of the project, based on the reconciliation of actual costs to estimated costs, a refund will be issued when estimated costs are greater than actual costs or an invoice will be issued when estimated costs are less than actual costs.

**W. GOVERNMENT FACILITIES**

For the processing of each and every application for a public hearing for a governmental facility, there shall be paid a fee of \$5,000.00.

**X. SHORELINE APPLICATIONS**

For each and every application for Shoreline Review there shall be paid for costs associated with processing said application, a fee as follows:

	<u>Fee</u>	<u>Renewal Fee</u>
1. DETERMINATIONS (Development Impact Committee Executive Council)		
a. NEED FOR COMPLIANCE	\$257.50	
b. EXEMPTIONS	601.78	



**Planning, Zoning, and Platting Services  
Fee Schedule**

c. VESTED RIGHTS	601.78	584.25
2. APPLICATION FEE (BASIC) (Applies to all development actions requiring Committee review) (Plat review subject to application fee only)	1,100.81	
3. PLAN REVIEW (BASIC) (Site Plan review)	1,467.76	1,425.00
4. MARINE CONSTRUCTION		
Marinas – 50 Boat Slips & over	733.88	
All Other Construction	234.84	

**Y. SUBSTANTIAL COMPLIANCE DETERMINATION**

For each and every application for a substantial compliance determination, there shall be paid for the review of every application, a fee of \$1,467.75 (expedite: 2,201.63) for residential and \$2,201.63 (expedite: 3,302.45) for commercial/industrial/office/mixed uses. First plan revision will be processed at no charge, subsequent plan revisions will be assessed a fee of \$880.65 each. Advertisement fees shall also be charged.

**Z. ZONING KIT AND SUBSCRIPTIONS**

For each and every subscription request for Zoning agendas, there shall be paid an annual subscription fee of \$220.16.

**AA. ZONING LOGBOOK AND AGENDA SUBSCRIPTION**

For each and every subscription request for copies of the zoning logbook and each agenda of monthly hearing files, there shall be paid an annual subscription fee of \$110.09.

**BB. HEARING TAPES**

For the preparation of a copy of a hearing tape upon request, for each and every tape requested, there shall be paid a fee of \$36.70.

**CC. RE-ADVERTISEMENT AND RE-NOTIFICATION FOR DEFERRED OR REMANDED HEARING APPLICATIONS**

For each and every zoning hearing application that is deferred or remanded to a date not yet advertised, there shall be paid a fee based on the actual cost of re-advertisement and re-notification, plus \$64.38 for applications involving Community Zoning Appeals Board. A \$321.88 fee shall be charged for Board of County Commissioners deferral, payable to the Board of County Commissioners.

**VII. DEVELOPMENT IMPACT COMMITTEE LARGE SCALE APPLICATIONS**

For each and every application for a Developmental Impact Committee Large Scale Application there shall be paid for costs associated with said application, in addition to other required public hearing, administrative site plan review, or other zoning application fees, a fee as follows:

**A. BASIC FEE: \$8,366.18 Site Plan Review, District Boundary Change, DRI Development Order or DRI Substantial Deviation Determination, Rapid Transit and Essentially built-out DRI.**  
\$12,769.43 Applications requesting two or more of the above.

**B. SIZE OF APPLICATION: Applied to all Applications (total net acreage):**

0 – 19.9	20 – 29.9	30 – 39.9	40 – 49.9
----------	-----------	-----------	-----------

**Planning, Zoning, and Platting Services  
Fee Schedule**

\$1,099.35	\$1,889.00	\$2,778.46	\$3,568.11
50 – 69.9 \$4,357.75	70 – 89.9 \$5,263.35	90 – 119.9 \$6,060.34	120 – 159.9 \$6,935.12
160 – 239.9 \$7,732.11	240 – 319.9 \$8,521.76	320 – 399.9 \$9,418.56	400 – 479.9 \$10,208.21
480 – 559.9 \$11,107.93	560 – over \$11,887.31		

**C. NUMBER OF UNITS: Applied to all Residential Site Plan Reviews (including mobile homes):**

0 – 274 \$1,099.35	275- 299 \$1,687.91	300 – 324 \$2,282.36	325 – 349 \$2,879.73
350 – 399 \$3,475.63	400 – 449 \$4,071.54	450 – 524 \$4,660.11	525 – 599 \$5,305.92
600 – 699 \$5,860.73	700 – 799 \$6,447.83	800 – 949 \$7,043.74	950 – 1099 \$7,648.45
1100 – 1399 \$8,235.55	1400 – over \$8,824.11		

**D. SIZE OF BUILDINGS (Sq. Ft.): Applied to Office, Business, Industrial, et al, Site Plan Reviews:**

0 – 124,999 \$1,099.35	125,000 – 149,999 \$1,981.46	150,000 – 174,999 \$2,981.01
175,000 – 199,999 \$3,954.12	200,000 – 224,999 \$4,861.19	225,000 – 249,999 \$5,843.12
250,000 – 274,999 \$6,750.19	275,000 – 299,999 \$7,732.11	300,000 – 349,999 \$8,722.84
350,000 – 399,999 \$9,621.11	400,000 – 449,999 \$10,620.64	450,000 – 499,999 \$11,510.10
500,000 – 599,999 \$12,493.49	600,000 – over \$13,482.75	

**E. ADDITIONAL SITE PLANS: \$2,376.29 each**

**F. ADDITIONAL DISTRICT BOUNDARY CHANGES: \$1,183.01 each**

**G. SUPPLEMENTAL DEVELOPMENT OF REGIONAL IMPACT FEE: \$11,887.31 – Development Order**

**H. CHARTER SCHOOLS**

Basic Fee: \$2,201.63

Size of property: \$880.65 – per 10 acres or portion thereof

Size of buildings: \$293.55 – per 5,000 sq. ft. or portion thereof

\$880.65 per revised plan submitted (first revision is processed at no charge)

**Planning, Zoning, and Platting Services  
Fee Schedule**

**I. NOTICES**

As provided in Section I.L. of this Implementing Order, additional cost of mailing notices will be assessed on all Essential Built-Out DRI and Charter School applications.

**VIII. VESTED RIGHTS / TAKINGS FEE**

**A. BASIC FEE: \$1,864.04**

**B. NOTICES:** Additional cost of mailing notices will be assessed as provided in Section I.L of this Implementing Order.

**IX. EXTENSION OF CAPACITY RESERVATION**

For each and every application for an extension of capacity reservation, there shall be paid a fee as follows:

SECTION 33G-6 MIAMI-DADE COUNTY CODE	\$1,864.04
--------------------------------------	------------

**X. APPEALS OF PLAT COMMITTEE DECISIONS**

For each and every application for an appeal of a Plat Committee Decision [Section 28-7(F)], there shall be paid a fee as follows:

\$911.48 flat fee

**XI. APPEALS OF IMPACT FEE ASSESSMENTS: SECTION 33E-15 (ROAD); SECTION 33I-13 (POLICE); SECTION 33J-14 (FIRE); SECTION 33H-16 (PARK) AND SECTION 33K-14 (SCHOOL-MIAMI-DADE COUNTY CODE)**

For each and every application for an appeal of the above listed impact fee assessments, there shall be paid a fee as follows:

\$209.89 per single family residential unit up to four units.

Over four units \$911.48 flat fee.

\$911.48 flat fee all other applications

**XII. ADJUSTMENT OF LANDSCAPING REQUIREMENTS APPLICATION FEES**

For every application for an adjustment of landscaping requirements, there shall be paid for the processing of each and every application, a fee as follows:

\$209.89 per single family residential unit up to four units.

Over four units: \$911.48 flat fee.

\$911.48 flat fee all other applications

**XIII. LAKES AND LANDFILLS**

Original permit (CU) fee for new Lakes and/or Landfills: \$509.31

Renewal of permits (CU) or review of As-Built drawings for Lakes and/or Landfills including Rock mining Uses located either outside or inside the boundaries of the Rock mining Overlay Zoning Area (ROZA): \$258.32

**Planning, Zoning, and Platting Services  
Fee Schedule**

Original permit (CU) fee for new Lakes and/or Landfills including Rock mining Uses located inside the boundaries of the Rock mining Overlay Zoning Area (ROZA) \$1,609.38, plus an advertising fee of \$278.10 per advertisement.

**XIV. ZONING PLANS PROCESSING FEE**

**A. INITIAL LANDSCAPE FEE**

	<u>Fee</u>
Residential	\$66.50
Commercial / Industrial and all multi-family residential and all others	125.00

**B. RE-WORK FEES**

A fee of \$110.09 may be charged for failure to make required correction previously indicated.

**C. REVISED LANDSCAPING PLANS FEE**

Landscaping plan revision after permit is issued shall be subject to a fee of \$122.31.

**XV. ZONING REVIEW FEE ASSOCIATED WITH BUILDING PROCESS**

A zoning review fee related to the permitting process such as the zoning plans processing review and the zoning inspection process is being split from the building fee, therefore creating a zoning review fee.

**A. REVISED PLANS PROCESSING FEE**

Plan revisions shall be subject to a fee at the rate of \$1.47 per minute of time for each review that takes longer than 5 minutes.

**B. "UP FRONT" PROCESSING FEE**

When the building permit application is received for the construction of a new Single Family Residence or Duplex, the applicant shall pay an "up-front" processing fee equal to \$0.04 for each square foot or fractional part thereof, or \$0.0013 per dollar in estimated value or fractional part when square footage does not apply.

When a building permit application is received for a commercial project, the applicant shall pay an "up-front" processing fee equal to \$1.47 per 100 square foot or fractional part or \$0.24 for each \$117.42 of estimated value or fractional part thereof.

This processing fee is not refundable, but shall be credited toward the final building permit fee.

**C. MINIMUM FEE FOR BUILDING PERMIT**

	<u>Fee</u>
The minimum fee for all building permits is applicable to all items in this section except as otherwise specified.	\$51.50

(With the exception of fees associated with windows, trusses, doors, skylights and all required shop drawings, which are already included in the basic building permit fee, this minimum fee does not apply to add-on building permit fees issued as supplementary to current outstanding permits for the same job.)

**D. REFUNDS**

A full refund less \$51.50 of the application/permit fee paid shall be granted to a customer who requests a refund provided:

**Planning, Zoning, and Platting Services  
Fee Schedule**

- 1) That the refund amount is greater than \$51.50; and
- 2) That the department receives a written request from the customer prior to the application/permit expiration date; and
- 3) That the customer submits with such request the applicant's validated copy of such application/permit

**E. NEW BUILDING OR ADDITIONS**

	<u>Fee</u>
New construction Single Family and Duplex above 1,000 sq. ft. – Group 1 per sq. ft.	\$0.09
Prefabricated utility shed with slab (max 100 sq. ft. of floor area)	11.74
Single Family and Duplex (Group 1) – Attached Structures	
0 to 100 sq. ft. in floor area	16.15
101 to 300 sq. ft. in floor area	26.42
301 to 500 sq. ft. in floor area	38.16
501 to 1000 sq. ft. in floor area	68.99
Above 1000 sq. ft. per sq. ft.	0.09
Single Family and Duplex (Group 1) – Detached Structures	
0 to 100 sq. ft. in floor area	16.15
101 to 300 sq. ft. in floor area	26.42
301 to 500 sq. ft. in floor area	38.16
501 to 1000 sq. ft. in floor area	68.99
Above 1000 sq. ft. per sq. ft.	0.09
Alterations or repairs to Single Family Residence or Duplex (Group 1) per \$1.00 of estimated cost or fractional part	0.01
Minimum fee	51.50
Maximum fee	184.94
Repairs due to fire damage per \$1.00 of estimated cost or fractional part (copy of construction contract required)	0.014
Minimum fee	68.99
Maximum fee	184.94
Storage & Industrial Use of Group E & F occupancies 100 sq. ft. or fractional part of floor area	2.86
Shade Houses per 100 sq. ft. or fractional of floor area	0.10
Agricultural buildings where site is 5 acres or more	70.81
For a single period, two (2) year extension pursuant to Ordinance #10-14, 79.00 or 10% of the initial fee, whichever is greater.	
Agricultural buildings where site is less than 5 acres	70.81
For a single period, two (2) year extension pursuant to Ordinance #10-14, 79.00 or 10% of the initial fee, whichever is greater.	
Mobile Homes additions – each 100 sq. ft. or fractional part of floor area	2.14

**Planning, Zoning, and Platting Services  
Fee Schedule**

Minimum Fee	51.50
Tents	
0 – 5000 sq. ft.	51.50
Over 5000 sq. ft.	51.50
All others, including temporary building for construction, per 100 sq. ft. or fractional part of floor area	3.23
Minimum	68.99
For a single period, two (2) year extension pursuant to Ordinance #10-14, 79.00 or 10% of the initial fee, whichever is greater.	
FOR STRUCTURES OF UNUSUAL SIZE OR NATURE AS ARENAS, STADIUMS AND WATER AND SEWER PLANTS THE FEE SHALL BE BASED ON ½ OF 1% OF THE ESTIMATED CONSTRUCTION COST	0.01
<b>F. NEW CONSTRUCTION OTHER THAN AS SPECIFIED HEREIN: (WATER TOWERS, PYLONS, BULK STORAGE-TANK FOUNDATIONS, UNUSUAL LIMITED-USE BUILDINGS, MARQUEES, AND SIMILAR CONSTRUCTION)</b>	
	<u>Fee</u>
For each \$1,000 of estimated cost or fractional part	\$2.64
Minimum fee	51.50
<b>G. ALTERATIONS AND REPAIRS TO BUILDING, PAVING/RESTRIPING/RESURFACING/SEAL COATING, AND OTHER STRUCTURES (EXCEPT GROUP I)</b>	
	<u>Fee</u>
For each \$100 of estimated cost or fractional part	0.39
Minimum fee	61.65
<b>H. MOVING BUILDINGS FOR OTHER STRUCTURES</b>	
For each 100 sq. ft. or fractional part thereof (does not include cost of new foundation or repairs to buildings or structure)	2.94
<b>I. SLABS</b>	51.50
<b>J. FENCES AND/OR WALLS</b>	
Chain link	
0 – 500 linear ft.	51.50
501 – 1000 linear ft.	51.50
Each additional linear ft. over 1000	0.14
Minimum Fee	51.50
Wood each linear ft.	0.21
Minimum Fee	51.50
Concrete each linear ft.	0.35
<b>K. SWIMMING POOLS, SPAS, AND HOT TUBS</b>	
Installation of Swimming Pool/Spa	51.50
Repair of Swimming Pool/Spa	51.50

**Planning, Zoning, and Platting Services  
Fee Schedule**

**L. TEMPORARY PLATFORMS AND TEMPORARY BLEACHERS TO BE USED FOR PUBLIC ASSEMBLY**

For each 100 sq. ft. or fractional part of platform area	1.61
Minimum Fee	51.50
For each 100 linear feet or fractional part of seats	1.33

**M. SCREEN ENCLOSURES, CANOPIES & AWNINGS**

1) Screen enclosures	
Each 100 sq. ft. or fraction thereof	2.72
2) Free standing canopies	
For each \$1,000 of estimated cost or fractional part	2.50
Minimum fee	51.50
3) Awnings and Canopies	
Horizontal projection per sq. ft. area covered	0.03
Minimum fee	51.50
4) Storm Shutter review	51.50

**N. SIGN PERMIT FEES**

1) Quarterly Renewal of Class A sign (temporary)	125.00
2) Class B signs (Point of Sale)	250.00
Inspection Fee for Class B signs	43.49
3) New Class C signs (per sign)	750.00
Annual Renewal of Class C signs (per face)	51.50
4) Balloon sign, vinyl sign, and sign panel change	51.50
5) Mural Signs – original mural sign permit application	360.50
Subsequent plan revisions	180.25

**O. TIE DOWN** (each) 51.50

**P. SATELLITE DISH** (each) 51.50

**Q. ORNAMENTAL IRON**

Per sq. ft. coverage	0.01
Minimum fee	51.50

**R. SIGNS & ARCHITECTURAL FEATURES (INDOOR NEONS)**

Per sq. ft. of sign	0.39
Minimum fee	51.50
Repairs and re-connection each	51.50
Neon strips each 5 ft. or fractional part	0.73
Minimum fee	51.50

**Planning, Zoning, and Platting Services  
Fee Schedule**

**XVI. ZONING INSPECTION FEE****A. INSPECTION FEE**

All zoning inspections will be assessed a fee of \$86.97 unless specifically stated otherwise herein. In addition, this zoning inspection fee will be tied to all completion holds. When extra inspection trips are necessary due to 1) wrong address being given on call for inspection, 2) required corrections not being made or completed at time specified, or 3) failure to provide access to the property use, a fee of \$86.97 for the inspector to return shall be charged.

**B. INSPECTIONS REQUIRING OVERTIME**

Charges for zoning inspections, which are requested in advance and which require that employee work overtime will be at a rate of \$96.56 per hour and in accordance with applicable employee contracted bargaining agreements.

**XVII. CHAPTER 163 DEVELOPMENT AGREEMENTS**

A one-time fee of \$1,287.50 shall be paid for the initial review of a Chapter 163 Development Agreement.

**XVIII. FEE FOR MONITORING DEVELOPMENT OF REGIONAL IMPACT AND OTHER MAJOR PROJECTS**

- A. \$257.50 for every status report submittal.
- B. A \$154.50 additional fee shall be paid to the Department for all late submittals of status reports.

**XIX. HISTORIC PRESERVATION FEES****A. Certificate of Appropriateness (COA)**

	<u>Fee</u>
COA: Demolition	\$500.00
COA: New Construction	500.00
COA: Relocation	100.00
All other HP Board COA's	150.00
COA: After the Fact Administrative: Review	150.00
COA: After the Fact – Board Review	300.00

**B. Certificate to Dig (CTD) Determination Letter** **250.00**

Archaeological Monitoring (\$50.00 for each additional hour)Minimum fee	100.00 for first hour
Archaeological Field Work and Excavation (\$65.00 for each additional	150.00 for first hour

**C. Ad-valorem Tax Abatement Application**

Single Family	250.00
Multi-Family 30 units and under	500.00
more than 30 units	1,000.00
Commercial under 10,000 sq. ft.	1,250.00
10,001 – 50,000 sq. ft.	3,000.00
50,001 – 100,000 sq. ft.	6,000.00



**Planning, Zoning, and Platting Services  
Fee Schedule**

Over 100,000 sq. ft.	9,000.00
Resource Assessments	
Environmental Reviews	100.00
Cultural Resource Assessments (CRA) (\$50.00 for each additional review)	100.00 for up to two site reviews

**D. Deferment or Continuance of Hearing**

After the Legal Ad has been placed	150.00
------------------------------------	--------

**E. Appeal to County Commission**

1,100.81

**F. Code Violation**

\$500.00 per day

**XX. PLATTING FEES****A. Tentative Plat**

	<u>Fee</u>
1. Fee for Tentative Plat to release plat condition for 1 residential lot	\$500.00
2. Fee for Tentative Plat to subdivide 1 residential lot into 2 residential lots, or to plat for 1 residential lot	1,000.00
3. Fee for Tentative Plat of non-residential parcels, or residential parcels not defined in A.1 or A.2 above.	2,500.00 base fee plus \$100.00 per site (over 1 site)
4. Fee for submission of Tentative by same or new owner (revision) Additional Fee is required for sites added based on the number of additional sites	850.00 plus \$100.00 per site added to original
5. Fee for review of Tentative Plat, new owner application (no revision)	850.00
6. Resubmission of Tentative due to non-compliance to Platting committee recommendation Second resubmission of Tentative to non-compliance to Platting committee recommendation After the second resubmission, each subsequent resubmission fee will be incrementally increased by 20%, based on the prior resubmission fee.	1,000.00
7. Fee to request an extension of the original Tentative Plat (Approval period determined by Chapters 28 and 33G of the Miami-Dade County Code) Before expiration of the approval period After the expiration of the approval period	1,250.00 2,500.00

**B. Waiver of Plat**

After approval of a Waiver of Plat, any change shall be submitted as new Waiver of Plat. If approved, the new submittal will nullify the previously approved Waiver of Plat.

1. Fee to process Waiver of Plat of non-residential parcels or residential parcels	2,500.00
--	----------

**Planning, Zoning, and Platting Services  
Fee Schedule**

2. Revision of previously deferred Waiver of Plat to change parcels at owner's request (same or new owner)	850.00
3. Review of Waiver of Plat, new owner application (no revision)	500.00
4. Resubmission of Waiver of Plat due to non-compliance to Platting committee recommendations	
Second resubmission of Tentative to non-compliance to Platting committee recommendation	1,000.00
After the second resubmission, each subsequent resubmission fee will be incrementally increased by 20%, based on the prior resubmission fee.	
5. Fee for rescinding approved Waiver of Plat and recorded Resolution	2,000.00

**C. Waiver of Subdivision Code Requirements**

1. Additional fee for review of Tentative Plat or Waiver of Plat which entails a request for a waiver of subdivision code requirements	468.00
2. Fee for Request for waiver of Underground Ordinance	156.00
3. <u>Verification of Platting Document (e.g., Permit Letter, Bond Estimate, Proportionate Share Agreement, Platting Determination Letter, Executive Order Request)</u> <del>Correspondence answering inquiries</del>	<del>447.00</del> 250.00

**CI. Paving and Drainage**

(Fee paid at initial submittal of Paving and Drainage plans)

1. Initial Paving and Drainage plans review	
For projects 2 Acres or less – the base fee	1,200.00
For project over 2 Acres	1,200.00 plus 1,200.00 per acre over 2 acres with a maximum of 6,000.00
For projects 2 Acres or less – Expedite fee	1,800.00
For projects over 2 Acres – Expedite fee	1,800.00 plus 1,800.00 per acre over 2 acres with a maximum of 9,000.00
2. Resubmittal Paving and Drainage Plans	
Second submittal	No charge
Third submittal and every resubmittal thereafter	1,200.00
3. Required re-approval Paving and Drainage Plans after one year	
Re-approval required for expired permit plans (plans expire one year after approval)	1,200.00
4. <u>Bond Estimate Review</u>	
Less than 2 acres	130.00
2 acres or more, but less than 3 acres	210.00
3 acres or more, but less than 4 acres	290.00
4 acres or more, but less than 5 acres	370.00
More than 5 acres	450.00

**Planning, Zoning, and Platting Services  
Fee Schedule**

<b>E. Final Plat</b> (Final Plat fee to be paid at the time the Final Plat is submitted for review)	
1. Fee for Final Plat to release plat condition for 1 residential lot	500.00
2. Fee for Final Plat to subdivide 1 residential lot into 2 residential lots, or to plat 1 residential lot	1,000.00
3. Fee for Final Plat of non-residential parcels, or residential parcels not defined in E1 or E2 above	2,500.00 base fee plus \$250.00 per site (over 1 site)
Optional Expedite Fee:	In addition to the Base Fee
Additional Fee:	
Punch List	250.00
Mylar and Recordation	1,000.00
Total Additional Fee	1,250.00
Additional Per Site Fee:	
Punch List	25.00
Mylar and Recordation	100.00
Total Additional Per Site Fee	125.00
4. Fee for reverting any previously recorded plat	2,000.00
5. Fee for Submittal of New Final Plat Mylar Documents	1,200.00
<hr/>	
<b>F. Platting and Traffic Section Zoning Application Review Fee</b> (Fee required when zoning application or revision are submitted)	
1. Fee to accompany submission of initial Zoning application (expedite)	500.00 750.00
2. Fee to accompany submission of Zoning application revision	400.00
3. Lake Excavation review fee	300.00
<b>G. Decorative Wall and Entrance Feature Review</b>	
1. Fee to accompany Decorative Wall Plans for review	500.00
2. Fee to accompany Entrance Feature Plans for review	500.00
<b>H. Bonding</b> (fee required when bonding documentation is submitted)	
1. Initial submittal and review of Agreement and Letter of Credit and associated documents	400.00
2. Review of corrected bonding documentation	300.00
3. Administrative review fee for change of owner and exchange of collateral	300.00
4. Administrative review fee for exchange of collateral with the same owner	200.00
5. Inspection fee for reduction or release of bond (required for each inspection)	200.00
6. Administrative fee for reduction or release of bond	100.00
<b>I. Research</b>	
Request for Land Development records must be submitted in writing with the minimum research hourly fee	
1. Minimum fee covering the first hour of research	40.00
2. Additional research fee for each additional half hour	20.00

**Planning, Zoning, and Platting Services  
Fee Schedule**

**XXI. PUBLIC WORKS FEES****A. Public Works Construction**

	<u>Fee</u>
1. For installation or repair of sanitary, water lines, gas lines, buried electric, telephone, CATV, service laterals or other underground utilities (includes sprinklers):	
For 100 linear feet or less	\$200
For each additional 100 linear feet or fraction thereof	100
2. For each installation or repair of exfiltration drains consisting of one catch basin, exfiltration trench, or slab covered trench. Repairs to pipes associated with drainage to be charged per each instance of repair:	
For each inlet and associated exfiltration trench, continuous systems to be charged per inlet	180.00
3. For construction or replacement of concrete work in the public right-of-way:	
A. Sidewalks	
For 100 linear feet or less	160.00
For each additional 100 linear feet or fraction thereof	75.00
B. Curb, gutter, Curb and Gutter, Valley Gutter, curb separators, etc.:	
For 100 linear feet or less	250.00
For each additional 100 linear feet or fraction thereof	140.00
4. For construction of driveways on private property (includes brick pavers):	165.00
5. For driveway approaches on the public right-of-way:	
A. For each residential driveway approach width of 20 feet or less (each driveway approach)	35.00
B. For each commercial driveway approach, or for each driveway approach on a major roadway (arterial, collector, section-line, ½ section-line) roadway, or for each residential driveway approach width greater than 20 feet. (each driveway approach)	50.00
6. For construction of street pavements, including paving of parkways and shoulders (includes base and subgrade):	
A. One lane or two lane pavements (width of pavement being 0 to 24 feet):	
For 100 linear feet or less	550.00
For each additional 100 linear feet or fraction thereof	215.00
B. Three or more lanes of pavement (aggregate width greater than 24 feet):	
For 100 linear feet or less	615.00
For each additional 100 linear feet or fraction thereof	250.00
7. For repair, resurfacing, milling & resurfacing, patching, or pavement restoration in public rights-of-way:	
For each 1000 square feet or fraction thereof	30.00
8. For erection of street name signs, traffic or directional signs, etc.:	
For each sign	20.00
9. For installation of permanent type traffic barricades, guardrails, bollards or guide posts:	
For each 100 linear feet or fraction thereof	100.00

**Planning, Zoning, and Platting Services  
Fee Schedule**

10. For construction of street culvert or driveway culvert:	
For each 100 linear feet or fraction thereof	130.00
11. Installation of culvert pipe to enclose existing drainage ditch or canal:	
For each 100 linear feet or fraction thereof	720.00
<b>B. Private Property</b>	
1. New pavement for parking lots (i.e., other than street pavements and driveways):	
For each 1000 square feet paved area or fraction thereof	50.00
2. Drainage on private property shall be the same as listed in (A) above. If in conjunction with No. (B) 1, 1/3 of the fee for drainage as listed in (A) above.	
Concrete Work associated with driving surfaces on private property, sidewalks, curbs, gutters, extruded curbs, valley gutters, cube and gutters, curb separators, etc. on private property:	
3. For repairs and/or restoration of driving surfaces on private property:	
A. Resurfacing, water proofing, or seal coating (does not apply to private homeowners):	
For each 5000 square feet or fraction thereof	50.00
B. Patching (patch < 100 square feet) each	20.00
Maximum permit fee for work under for C4 a and b	260.00
<b>C. Other Fees</b>	
1. Penalty Fees:	
When work for which a permit is required is commenced prior to obtaining a permit a penalty fee will be imposed.	
The Penalty Fee will be Double the original permit fee.	
2. Re-inspection Fee other than traffic signals:	70.00
3. Landscaping Fee:	
A. Tree	10.00
B. Ground cover, per square yard or fraction thereof	3.00
4. Processing Fees (non-refundable):	
A. Upfront Design Review Processing Fee	70.00
B. Permit processing fee	70.00

## Implementing Order



**Implementing Order No.:** IO 4-119

**Title:** FEE SCHEDULE FOR THE MIAMI-DADE PARKS, RECREATION AND OPEN SPACES DEPARTMENT

**Ordered:** ~~4/9/19~~ 9/20/22

**Effective:** ~~4/9/19~~ 10/1/22

**AUTHORITY:**

The Miami-Dade County Home Rule Charter, including, among others, Sections 1.01 and 2.02A, and Chapter 26 of the Code of Miami-Dade County.

**SUPERSEDES:**

This Implementing Order (IO) supersedes AO 4-119, ordered ~~September 20, 2018~~ April 9, 2019 and effective ~~October 1, 2018~~ April 9, 2019.

**POLICY:**

This Implementing Order provides a schedule of fees for services, programs, and attractions provided or operated by the Parks, Recreation and Open Spaces Department.

**PROCEDURE:**

The administration of this Implementing Order is designated to the Director, Miami-Dade Parks, Recreation and Open Spaces Department, who will be responsible for the collection of fees and the delivery of the required services pursuant to Chapter 26 relating to the powers and duties of the Parks, Recreation and Open Spaces Department. Every year, or earlier, if necessary, the Director shall review the fees in terms of cost and recommend changes to the Mayor through this administrative order procedure.

**FEE SCHEDULE:**

The fee schedule adopted by this Administrative Order is attached hereto and made a part hereof. This official fee schedule is also filed with and subject to the approval of the Board of County Commissioners and on file with the Clerk thereof. Fees charged by the Parks, Recreation and Open Spaces Department shall be the same as those listed in the official fee schedule on file with the Clerk of the County Commission.

This Implementing Order is hereby submitted to the Board of County Commissioners of Miami-Dade County, Florida.

Approved by the County Attorney as  
to form and legal sufficiency

<b>GENERAL PARK OPERATIONS (CORE SERVICES)</b>	<b>3</b>
<b>RECREATION PROGRAMS &amp; SERVICES</b>	4
Summer, Winter, Spring Camps	4
After School Programs	4
Senior Programs	4
Disability Services Programs	4
<b>POOLS</b>	5
Pool Admissions	5
Lessons & Classes	5
Group Rentals	5
Team Rentals	5
<b>FACILITY &amp; ATHLETIC FIELD RENTALS</b>	6
Facility Rentals	6
Athletic Field & Court Rentals	8
<b>SPECIALTY OPERATIONS (VALUE-ADDED SERVICES)</b>	<b>10</b>
<b>SPECIAL PURPOSE FACILITY RENTALS</b>	11
Campground & Campsite Fees	11
Community Health and Fitness Center Fees	12
Golf Course Fees	13
Marina Fees	14
Ronald Reagan Equestrian Center Fees	16
Trail Glades Range Fees	16
<b>ATTRACTIONS &amp; TOURS</b>	17
Charles Deering Estate at Cutler	17
Eco-Adventures	19
Redland Fruit & Spice Park	19
Zoo Miami	20
<b>REVIEW FEES &amp; TECHNICAL SERVICES</b>	22
<b>OTHER FEES</b>	23
Film	23
Parking	23
Special Event & Equipment Rental	23
<b>GENERAL NOTES</b>	25
<b>STRATEGIC PHILOSOPHY</b>	25

# **GENERAL PARK OPERATIONS**

## **(CORE SERVICES)**



<b>GENERAL PARK OPERATIONS (CORE SERVICES)</b>	Adopted Range	
<b>RECREATION PROGRAMS &amp; SERVICES (non-taxable)</b>	Minimum	Maximum
<b>Summer, Winter, Spring Camps (per week)</b>		
General Camps <sup>1</sup>	\$40.00	\$100.00
Specialty Camps	\$25.00	\$185.00
<b>One Day Specialty Camps</b>	\$25.00	\$85.00
<b>After School Programs (per week) <sup>1</sup></b>	\$25.00	\$55.00
<b>Sports Development Programs (per week) <sup>1</sup></b>	\$5.00	\$25.00
<b>Senior Programs (per week)</b>	\$0.00	\$15.00
<b>Disability Services Programs</b>		
Summer, Winter, Spring Camps (per week)	\$165.00	\$175.00
Wheelchair Sports Camp (per week)	\$75.00	\$85.00
After School Program (per week)	\$85.00	\$95.00
School Recess Days (per day)	\$35.00	\$45.00
Program Fees (per hour)	\$3.00	\$15.00
Wheelchair Rental (per day)	\$6.00	\$10.00
Wheelchair Deposit	\$100.00	\$100.00
Adapted Sports (per month)	\$35.00	\$40.00
Adapted Aquatics (per session)	\$3.00	\$5.00
Community Outings (per session)	\$22.00	\$25.00
Adult Training Program (per week)	\$100.00	\$180.00
Adult Training Program (per day)	\$25.00	\$45.00
<b>Miscellaneous Programs &amp; Fees</b>		
Youth Sports Programs (per season)	\$70.00	\$110.00
Recreation Program/Class (per hour)	\$1.10	\$15.00
Program Registration <sup>2</sup>	\$12.00	\$15.00
Early Drop Off / Late Pick Up (per 15 minute)	\$5.00	\$5.00
Transportation (per week)	\$11.00	\$15.00
Transportation (per day)	\$3.00	\$5.00

**NOTES (Camps and Programs):**

- (1) Daily rate may be available at 1/3 the weekly rate. Daily rate can only be used for participants scheduled for 1 - 2 days per week. Weekly participants cannot retroactively apply the daily rate for days missed.
- (2) Effective from May 1st through April 30th
- Fee reductions and scholarships may be available for programs based on need.
  - Additional fees may apply to field trips.

GENERAL PARK OPERATIONS (CORE SERVICES)	Adopted Range	
	Minimum	Maximum
<b>POOLS</b>		
<b>Pool Admissions</b>		
Youth Admission (3 to 12 years old)	\$1.39	\$3.74
General Admission (13 and over)	\$1.39	\$5.61
<b>Lessons &amp; Classes (non-taxable)</b>		
Group Swim Lessons (2 week session)	\$10.00	\$70.00
Private Swim/Exercise Lessons 1 student (2 week session)	\$150.00	\$160.00
Semi-Private Swim/Exercise Lessons 2 - 4 students (per student for 2 week session)	\$80.00	\$90.00
Specialty / Safety Classes (per session)	\$50.00	\$160.00
Recreational Class (per class)	\$3.00	\$5.00
<b>Group Rentals</b>		
Pool Rentals (up to 50 people, per 2 hours)	\$65.00	\$220.00
Pool Rentals (each additional 25 people, per 2 hours)	\$35.00	\$65.00
Splash Pad (2 hour minimum)	\$80.00	\$90.00
Splash Pad (additional hour)	\$30.00	\$40.00
Commercial Rental 1 to 15 people (per 2 hours)	\$90.00	\$100.00
Each Additional 15 People (per 2 hours)	\$35.00	\$45.00
<b>Team Rentals</b>		
Short Course (per lane per hour)	\$7.00	\$15.00
Long Course (per lane per hour)	\$12.00	\$20.00
Water Polo (per hour)	\$40.00	\$50.00
School Swim Class (per hour)	\$30.00	\$40.00
PROS Swim Team (2 week session)	\$25.00	\$35.00
Swim Meet, Polo Match, Field Trip (up to 50 students, per hour)	\$70.00	\$80.00
Swim Meet, Polo Match, Field Trip (51-100 students, per hour)	\$80.00	\$90.00
Swim Meet, Polo Match, Field Trip (101-200 students per hour)	\$110.00	\$120.00
Swim Meet, Polo Match, Field Trip (over 200 students, per hour)	\$150.00	\$160.00

**NOTES (Pools):**

Fee reductions and scholarships may be available for lessons based on need.

GENERAL PARK OPERATIONS (CORE SERVICES)	Adopted Range	
	Minimum	Maximum
<b>FACILITY RENTALS</b>		
<b>Building Rentals <sup>1</sup></b>		
<b>Multi-Purpose Room Rentals</b>		
Community Room (3 hour minimum)	\$68.00	<del>\$220.00</del> <u>\$300.00</u>
Community Room (additional hour)	\$32.00	\$100.00
Large Community Room (3 hour minimum)	\$230.00	\$430.00
Large Community Room (additional hour)	\$90.00	\$165.00
<b>Special Facility Rentals</b>		
Gymnasium (3 hour minimum)	\$588.00	\$600.00
Gymnasium (additional hour)	\$173.00	\$185.00
<b>Pavilion Rentals <sup>1</sup></b>		
Small (less than 400 sq. foot)	\$58.00	\$140.00
Medium (400 - 900 sq. foot)	\$84.00	\$190.00
Large (greater than 900 sq. foot)	\$84.00	\$225.00
Corporate	\$215.00	\$300.00
Corporate Shelter and Area Rental (up to 7,000 people)	\$728.00	\$6,000.00
Outdoor Weddings <sup>2</sup>	\$105.00	<del>\$1,000.00</del> <u>\$1,250.00</u>
Pelican Island Chickees	<del>\$273.00</del> <u>\$321.00</u>	<del>\$355.00</del> <u>\$642.00</u>
<b>Open Area Rentals</b>		
Up to 75 People	\$100.00	\$110.00
75-150 People	\$126.00	\$135.00
151-250 People	\$273.00	\$280.00
251-500 People	\$389.00	\$400.00
501-1000 People	\$620.00	\$630.00
1001-1500 People	\$850.00	\$860.00
1501-2000 People	\$1,082.00	\$1,100.00
Additional Increments of 500 People	\$273.00	\$280.00
Designated Picnic Areas	\$50.00	<del>\$90.00</del> <u>\$273.00</u>
Decks	\$195.00	\$250.00
Special Event Areas - Amelia & HARP (per day)	\$3,000.00	\$3,500.00
<b>Crandon Park Rentals</b>		
Cabana Rental (per day)	<del>\$20.00</del> <u>\$50.00</u>	<del>\$40.00</del> <u>\$300.00</u>
Cabana Rental (per month)	<del>\$150.00</del> <u>\$300.00</u>	<del>\$300.00</del> <u>\$600.00</u>
Cabana Clean-Up Deposit (non-taxable)	\$150.00	\$150.00
Cabana Key Deposit (non-taxable)	\$50.00	\$50.00
<u>Cabana Lottery Fee, Non-refundable</u>	<u>\$50.00</u>	<u>\$50.00</u>
Carousel Rental - 1 hour	\$165.00	\$165.00
Carousel Rental (additional hour)	\$100.00	\$100.00
Carousel Rental Tickets (per ticket)	\$0.93	<del>\$2.80</del> <u>\$7.00</u>
Roller Rink Rental - (2 hour minimum)	\$275.00	\$275.00
Gardens Limited Access	\$184.00	\$588.00
Gardens Non-refundable Reservation Fee	\$115.00	\$115.00

<del>Gardens</del> Catering Tent Set-up & Overnight Storage	\$173.00	<del>\$173.00</del> <u>\$588.00</u>
---	----------	-------------------------------------

**NOTES (Facility Rentals):**

(1) Customers receive a full refund minus \$26 cancellation fee for cancellations made 14 days prior to rental date. No refunds for cancellations made 13 days or less prior to rental date. Division managers can override policy after verifying extenuating circumstances.

(2) Where specific rates do not apply.

- The Director may authorize a clean-up deposit of up to 50% of fee.

GENERAL PARK OPERATIONS (CORE SERVICES)	Adopted Range	
	Minimum	Maximum
<b>ATHLETIC FIELD &amp; COURT RENTALS <sup>1</sup></b>		
<b>Baseball / Softball</b>		
Field Rental (2 hour minimum)	\$50.00	\$70.00
Each Additional Hour	\$25.00	\$40.00
CBO Rental (2 hour minimum)	\$25.00	\$60.00
Each Additional Hour	\$12.00	\$30.00
Self-Organized Leagues (per game)	\$25.00	\$40.00
County Organized Leagues (per season)	\$478.13	\$613.80
League Protest	\$55.00	\$55.00
<b>Football, Soccer, Lacrosse, or Cricket</b>		
Field Rental (2 hour minimum)	\$60.00	\$120.00
Each Additional Hour	\$30.00	\$60.00
Enhanced Field Rental Surcharge (2 hour minimum)	\$20.00	\$110.00
Each Additional Hour	\$10.00	\$60.00
CBO Rental (2 hour minimum)	\$25.00	\$60.00
Each Additional Hour	\$12.00	\$30.00
Night Time Use - Light Fee (2 hour minimum)	\$20.00	\$50.00
Each Additional Hour	\$10.00	\$25.00
Enhanced Field Prep	\$20.00	\$50.00
<b>Stadium Fees</b>		
High School Soccer, Lacrosse, Rugby With Approximate Seating Capacity of 3,000 People (per game, up to 4 hours)	\$220.00	\$585.00
High School Football With Approximate Seating Capacity of 3,000 People (per game, up to 4 hours)	\$440.00	\$1,025.00
Stadium Field Rentals With Approximate Seating Capacity of 3,000 People (per game, up to 4 hours)	\$850.00	\$1,050.00
High School Soccer, Lacrosse, Rugby With Approximate Seating Capacity of 6,000 People (per game, up to 4 hours)	\$250.00	\$590.00
Stadium Field Rentals With Approximate Seating Capacity of 6,000 People (per game, up to 4 hours)	\$1,700.00	\$2,100.00
High School Football With Approximate Seating Capacity of 6,000 People (per game, up to 4 hours)	\$880.00	\$1,200.00
Clean up Deposit (non-taxable)	\$165.00	\$165.00
<b>Soccer Park Fees</b>		
Field Rental (2 hour minimum)	\$74.00	\$90.00
Each Additional Hour	\$30.00	\$50.00
CBO Youth Tournament (per field, per day)	\$85.00	\$130.00

GENERAL PARK OPERATIONS (CORE SERVICES)	Adopted Range	
	Minimum	Maximum
<b>ATHLETIC FIELD &amp; COURT RENTALS (continued)<sup>1</sup></b>		
<b>Tennis Court Fees</b>		
Clay Court (per hour, per person)	\$2.80	<del>\$8.44</del> <u>\$12.00</u>
Hard Court (per hour, per person)	\$1.87	<del>\$5.64</del> <u>\$15.00</u>
Tennis Stadium (per hour, per person)	\$9.35	<del>\$20.56</del> <u>\$25.00</u>
League and Tournament (per hour, per person)	\$1.87	<del>\$5.00</del> <u>\$15.00</u>
Tennis Stadium League (per hour, per person)	\$32.71	\$41.12
Night Time Use - Light Fee (per hour, per person)	\$2.00	<del>\$5.00</del> <u>\$10.00</u>
Ball Machine (per 1/2 hour, plus court fees)	\$2.80	<del>\$2.80</del> <u>\$10.00</u>
<u>Tennis Court Annual Pass</u>	<u>\$50.00</u>	<u>\$500.00</u>
<u>Tennis Court Deposit/Cancellation Fee</u>	<u>\$26.00</u>	<u>\$26.00</u>
<u>Racket Rental Fee (Per Session)</u>	<u>\$2.50</u>	<u>\$15.00</u>
<u>Racket Servicing Fee (Per Session)</u>	<u>\$2.50</u>	<u>\$50.00</u>
<b>Basketball Court (per hour)</b>	\$25.00	\$25.00
<b>Skate Court (per person, per day)</b>	\$1.87	\$1.87
<b>Racquetball Court (per hour)</b>	\$0.93	\$3.27
<b>Track &amp; Field</b>		
Practice with Lights (2 hours)	\$290.00	\$300.00
Practice without Lights (2 hours)	\$32.00	\$40.00
<b>Track Meet with Lights (4 hours):</b>		
Small: 1 –2 teams	\$800.00	\$825.00
Medium: 3 – 4 teams	\$865.00	\$880.00
Large: 5 or more teams	\$1,075.00	\$1,100.00
<b>Track Meet without Lights (4 hours):</b>		
Small: 1 –2 teams	\$140.00	\$150.00
Medium: 3 – 4 teams	\$205.00	\$215.00
Large: 5 or more teams	\$415.00	\$425.00
<b>Cross Country Meet</b>		
Cross country meet (per school)	\$20.00	\$50.00
Cross Country Participant fee (per participant)	\$2.00	\$10.00

**NOTES (Athletic Fields and Courts):**

- (1) Customers receive a full refund minus \$26 cancellation fee for cancellations made 14 days prior to rental date. No refunds for cancellations made 13 days or less prior to rental date. Division managers can override policy after verifying extenuating circumstances.

**SPECIALTY OPERATIONS**  
**(VALUE-ADDED SERVICES)**

SPECIALTY OPERATIONS (VALUE ADDED SERVICES)	Adopted Range	
	Minimum	Maximum
<b>CAMPGROUNDS &amp; CAMPSITES <sup>1</sup></b>		
<b>Cabin / Facility Rentals <sup>2</sup></b>		
Cabin (per night, up to 25 people)	\$195.00	<del>\$550.00</del> <u>\$800.00</u>
Cabin Clean-up Deposit (non-taxable)	\$125.00	\$350.00
Lodge / Dining Hall / Kitchen (3 hour minimum)	\$125.00	\$330.00
Additional Hour	\$25.00	\$110.00
Lodge Clean-up Deposit (non-taxable)	\$50.00	\$350.00
Additional Room Rental (per day)	\$50.00	\$100.00
Late Check Out (per hour)	\$160.00	\$160.00
Reservation Deposit	\$125.00	<del>\$550.00</del> <u>\$800.00</u>
Private Quarters (per night)	\$50.00	\$250.00
<b>Larry and Penny Thompson Campground</b>		
<b>Improved Campsites</b>		
Daily	\$30.00	<del>\$40.00</del> <u>\$80.00</u>
Weekly	\$170.00	<del>\$225.00</del> <u>\$450.00</u>
Monthly	\$500.00	<del>\$650.00</del> <u>\$1,500.00</u>
Individual Tent Site (per night, 4 person maximum)	\$15.00	<del>\$20.00</del> <u>\$50.00</u>
Individual Tent Site Each Additional Person (per night)	\$1.00	\$2.00
<b>Lake Admissions Fees</b>		
Youth Admission (3 to 17 years old)	\$1.87	\$2.80
General Admission (18 and over)	\$2.80	\$3.74
<b>Water Slide Admissions Fees</b>		
Youth Admission (3 to 17 years old)	\$3.74	\$4.67
General Admission (18 and over)	\$5.61	\$7.48
<b>Larry &amp; Penny Miscellaneous Fees</b>		
Overflow (per day)	\$15.00	\$20.00
Service fee (pump-out)	\$10.00	\$15.00
Vehicle Storage (per day)	\$6.00	<del>\$13.00</del> <u>\$25.00</u>
Vehicle Storage (per week)	\$17.00	<del>\$30.00</del> <u>\$75.00</u>
Camper Storage (per month)	\$65.00	<del>\$115.00</del> <u>\$250.00</u>
<b>Miscellaneous Fees</b>		
Group Tent Site (per person, per night) <sup>3</sup>	\$5.00	<del>\$7.00</del> <u>\$20.00</u>
Camp Fire Circle	\$28.00	\$85.00
Camp OB Swimming Pool	\$200.00	\$250.00
Camp OB Open Space Day Rental	\$100.00	\$750.00
Camp OB Wedding Rental	\$300.00	\$3,000.00
Camp OB Caterer Fee (per person)	\$1.00	\$20.00
Entertainment Rental	\$30.00	\$500.00
Hayride (per hour, 1 hour minimum)	\$110.00	\$140.00
Fans (per night, per fan)	\$10.00	\$13.00
Podium Rental (per day)	\$50.00	\$65.00



<b>SPECIALTY OPERATIONS (VALUE ADDED SERVICES)</b>	Adopted Range	
	Minimum	Maximum
<b>CAMPGROUNDS &amp; CAMPSITES (continued)</b>		
<b>Miscellaneous Fees (continued)</b>		
Horse Ring (per day)	\$25.00	\$30.00
Tent and Horse Ring Clean-up Deposit (non-taxable)	\$10.00	\$10.00
Cancellation Fee	\$30.00	\$30.00

**NOTES (Campgrounds and Campsites):**

- (1) Campground Manager reserves the authority to negotiate from these rates. Fees for group sales packages, customized activities, tours, events, and encounters may vary with approval of the Director.
- (2) Reservation Deposit up to 25% of the rental fee may be required.
- (3) Available by reservation only for group event camping.

<b>SPECIALTY OPERATIONS (VALUE ADDED SERVICES)</b>	Adopted Range	
	Minimum	Maximum
<b>COMMUNITY HEALTH AND FITNESS CENTER</b>		
<b>Classes</b>		
Exercise Training Classes	\$10.00	\$100.00
<b>Facility Use Pass</b>		
Daily Pass	\$5.00	\$20.00
Monthly Pass	\$25.00	\$75.00
Registration Fee	\$40.00	\$60.00

SPECIALTY OPERATIONS (VALUE ADDED SERVICES)	Adopted Range	
	Minimum	Maximum
<b>GOLF COURSE FEES</b>		
<b>9 Holes</b>		
Greens Fees <sup>1</sup>	\$3.00	\$125.00
Golf Cart (1/2 cart)	\$4.00	\$20.00
Annual Pass <sup>2</sup>	\$150.00	\$1,400.00
Weekday Only Annual Pass <sup>2</sup>	\$400.00	\$1,100.00
<b>18 Holes</b>		
Greens Fees <sup>1</sup>	\$3.00	\$275.00
Golf Cart (1/2 cart)	\$13.00	\$75.00
Annual Pass <sup>2</sup>	\$400.00	\$3,700.00
Weekday Only Annual Pass <sup>2</sup>	\$400.00	\$2,500.00
Corporate Annual Pass <sup>2</sup>	\$8,160.00	\$10,000.00
<b>Community Room Rental</b>		
Up to 50 people (2 hour minimum)	\$120.00	\$200.00
Up to 50 people (each additional hour)	\$50.00	\$80.00
Over 50 people (2 hour minimum)	\$230.00	\$350.00
Over 50 people (each additional hour)	\$85.00	\$100.00
<b>Deck Rental</b>		
Deck Area (2 hour minimum)	\$55.00	\$150.00
Deck Area (each additional hour)	\$30.00	\$90.00
Deck Rental Deposit (non-taxable)	\$120.00	\$200.00
<b>Miscellaneous</b>		
Mini Golf	\$2.00	\$10.00
Pull carts	\$2.00	\$7.00
Club Rental (per bag of clubs)	\$6.00	\$70.00
USGA Handicap Service fee	\$15.00	\$40.00
Trail fees (for current patrons only)	\$12.00	\$20.00
Patron Card	\$45.00	\$295.00
Platinum Key Card	\$1,000.00	\$2,500.00
Range/Short Game/Practice Course	\$1.00	\$10.00
Driving Range Bucket (Small)	\$1.00	\$15.00
Driving Range Bucket (Large)	\$1.00	\$15.00
Driving Range Pass <sup>3</sup>	\$25.00	\$2,400.00

**NOTES (Golf):**

- (1) Military Discounts – With the exception of Crandon Golf, PROS golf facilities offer a 50% discount on weekday greens fees and a 25% discount on weekend greens fees.
- (2) Annual Passes are for renewals only – new annual passes are no longer issued.
- (3) Fees based on length of pass for up to one year.
  - All times and rates are variable and determined by market conditions with approval by the Director.

SPECIALTY OPERATIONS (VALUE ADDED SERVICES) RECREATION PROGRAMS & SERVICES (non-taxable)	Adopted Range	
	Minimum	Maximum
<b>MARINA FEES</b>		
<b>Wet Slips</b>		
Annual Contract (per boat foot, per month) <sup>1</sup>	\$11.10	<del>\$32.40</del> <u>\$50.00</u>
Daily Transient (per boat foot, per day)	\$1.00	<del>\$2.50</del> <u>\$8.00</u>
Monthly Transient (per boat foot, per month)	\$16.43	<del>\$43.50</del> <u>\$75.00</u>
Daily Transient electrical charges	\$2.00	<del>\$11.50</del> <u>\$40.00</u>
Charter Annual Contract (per month) <sup>1</sup>	\$500.00	\$900.00
Charter Monthly Transient	\$750.00	\$750.00
<del>Shrimp Boat Annual Contract</del>	<del>\$200.00</del>	<del>\$200.00</del>
<del>Shrimp Boat Transient (per boat foot, Per month)</del>	<del>\$1.00</del>	<del>\$1.00</del>
<u>Commercial Annual Contract (per month)</u>	<u>\$500.00</u>	<u>\$2,000.00</u>
<u>Commercial Monthly Transient</u>	<u>\$750.00</u>	<u>\$3,000.00</u>
<u>Additional/Replacement Wet Slip/Mooring Patron Parking Decal (limit 1 per boat)</u>	\$25.00	<del>\$25.00</del> <u>\$75.00</u>
<b>Moorings</b>		
Annual Contract (per month) <sup>1</sup>	\$150.00	<del>\$250.00</del> <u>\$500.00</u>
Monthly Transient (per boat foot, per month)	\$15.00	<del>\$50.00</del> <u>\$350.00</u>
Daily Transient (per boat foot, per day)	<u>\$20.00</u>	<u>\$75.00</u>
<b>Trailer Dry Storage</b>		
Annual Contract (per month, up to 30 feet) <sup>1</sup>	\$150.00	<del>\$200.00</del> <u>\$1,000.00</u>
Each additional foot in excess of 30 feet (per month)	\$10.00	<del>\$40.00</del> <u>\$20.00</u>
Daily Transient	<del>\$20.00</del> <u>\$24.00</u>	<del>\$25.00</del> <u>\$100.00</u>
Weekly Transient	<del>\$50.00</del> <u>\$60.00</u>	<del>\$75.00</del> <u>\$200.00</u>
Monthly Transient	\$200.00	<del>\$225.00</del> <u>\$5,000.00</u>
Trailer Only (per month)	<del>\$75.00</del>	<u>\$100.00</u>
<b>Launching Fees</b>		
Car, Truck, SUV Boat Launch	\$10.00	<del>\$20.00</del> <u>\$30.00</u>
<del>Bus, RV Boat Launch</del>	<del>\$42.00</del>	<del>\$25.00</del>
Annual Permit	\$165.00	<del>\$265.00</del> <u>\$350.00</u>
Annual Permit Replacement Fee	\$25.00	<del>\$25.00</del> <u>\$50.00</u>
Annual Permit, Senior Rate	\$110.00	<del>\$150.00</del> <u>\$200.00</u>
<u>Annual Permit, Qualifying Disabled Veteran <sup>2</sup></u>	<u>Fee Waived</u>	<u>Fee Waived</u>
Kayak/Canoe/Paddle Board Fee	\$6.00	<del>\$40.00</del> <u>\$15.00</u>
<b>Landing Fees</b>		
Landing Fees (per foot)	\$1.00	<del>\$5.00</del> <u>\$10.00</u>
<b>Electricity Fee</b>		
30 AMP Service - per day	\$3.00	<del>\$8.00</del> <u>\$10.00</u>
50 AMP Service - per day	\$10.00	<del>\$46.00</del> <u>\$20.00</u>
100 AMP Service - per day	\$12.00	<del>\$48.00</del> <u>\$22.50</u>

SPECIALTY OPERATIONS (VALUE ADDED SERVICES)	Adopted Range	
	Minimum	Maximum
<b>MARINA FEES (continued)</b>		
<b>Miscellaneous Fees</b>		
Key Deposit (non-taxable)	\$50.00	<del>\$50.00</del> <u>\$100.00</u>
Replacement Key	\$5.00	<del>\$40.00</del> <u>\$100.00</u>
Pelican Skipper Charter, per hour	\$250.00	<del>\$350.00</del> <u>\$500.00</u>
Pelican Island Transportation	\$1.00	<del>\$5.75</del> <u>\$10.00</u>
Pelican Island Educational Fee	\$5.00	<del>\$5.00</del> <u>\$10.00</u>
Pelican Island Sunset Cruise	\$10.00	<del>\$70.00</del> <u>\$100.00</u>
Marina Access Service Fee	\$25.00	<del>\$143.75</del> <u>\$200.00</u>
Office Support Services - faxes, copies, etc. (per page)	\$0.50	<del>\$1.15</del> <u>\$20.00</u>
Emergency Service Fee	\$75.00	<del>\$150.00</del> <u>\$200.00</u>
<u>Boat Dock/Storage Clean Up Fee</u>	<u>\$100</u>	<u>\$200.00</u>

**NOTES (Marinas):**

(1) Annual Contracts may require a security deposit equal to 2 months dockage.

- Annual Permits are valid at all County Marinas. Annual Boat Ramp Permits are not valid for parking only.
- Park guests with a valid disabled parking decal are allowed free parking not boat launching.
- Rates fluctuate depending on availability and other market conditions.

Rates apply to boat foot or slip foot whichever is greater.

(2) Available to qualifying Miami-Dade County residents. Boat pass is valid for a renewable three-year term, and is issued against a vehicle registered to the Disabled Veteran. Per Resolution No. R-376-22, a Qualifying Disabled Veteran is an individual who (1) served in the U.S. Armed Forces (i.e., the Army, Marine Corps, Navy, Air Force, Coast Guard, Space Force, Army National Guard, Army Reserve, Marine Corp Reserve, Navy Reserve, Air National Guard, Air Force Reserve, and Coast Guard Reserve); (2) was not punitively discharged from the U.S. Armed Forces, in the case of enlisted personnel, or dismissed in the case of commissioned officers; and (3) has a service-connected disability or a disability that was aggravated by active duty, or is receiving compensation in accordance with the laws provided by the United States Department of Veteran's Affairs.

<b>SPECIALTY OPERATIONS (VALUE ADDED SERVICES)</b>	Adopted Range	
	Minimum	Maximum
<b>RONALD REAGAN EQUESTRIAN CENTER FEES</b>		
<b>Area Rentals (per day)</b>		
Grass Course	\$195.00	\$415.00
Covered Arena - Show	\$660.00	\$880.00
Covered Arenas - Special Events	\$2,000.00	\$3,850.00
Rental Deposit - (per day, per show)	\$110.00	\$110.00
Stall Rental	\$6.00	\$15.00
Ring Lighting (2 hour minimum)	\$70.00	\$70.00
Ring Lighting (additional hour)	\$25.00	\$25.00
RV Hook-up (per day)	\$15.00	\$20.00
Vendor Fee	\$45.00	\$45.00
<b>Miscellaneous Fees</b>		
Concession (per day)	\$165.00	\$165.00
Open Ride Session (up to 3 hours, per horse)	\$15.00	\$15.00
Jumps (each, per day)	\$15.00	\$15.00
Jumps (complete course, per day)	\$165.00	\$165.00
Jump set-out / tear-down	\$140.00	\$195.00
Packing / Unpacking of Ring Surface	\$660.00	\$660.00
Hurricane Stall Reservation (non-refundable, per stall, per year)	\$20.00	\$20.00

<b>SPECIALTY OPERATIONS (VALUE ADDED SERVICES)</b>	Adopted Range	
	Minimum	Maximum
<b>RECREATION PROGRAMS &amp; SERVICES (non-taxable)</b>		
<b>TRAIL GLADES RANGE FEES</b>		
<b>Pistol Rifle Range Admission (per person):</b>		
General Admission (per 3 hours, 18 and over)	\$9.00	\$15.00
Junior Admission (per 3 hours, 10 to 17 years old)	\$5.00	\$8.00
<b>Rentals</b>		
Main Range Rental (per hour)	\$85.00	\$175.00
Practical Range Rental: (2 hour minimum)	\$50.00	\$80.00
Trap/Skeet Field Rental (per 3 hours)	\$125.00	\$250.00
Trap/Skeet Field Rental (each additional hour)	\$40.00	\$85.00
R.V. Site Rental: (per day)	\$15.00	\$20.00
Classroom Rental: (per hour)	\$11.00	\$50.00
Shotgun Rentals (per rifle)	\$13.00	\$20.00
<b>Miscellaneous Fees</b>		
Targets (per target)	\$1.00	\$2.00
Trap/Skeet Round (per round=25 targets):	\$5.00	\$12.00
Trap/Skeet Club Tournament Fee (per hundred))	\$20.00	\$25.00
Surcharge for Skeet Development (per round)	\$0.25	\$2.00
Educational Classes (each class, per person)	\$1.00	\$15.00
Educational Courses (per person, per course)	\$25.00	\$100.00

<b>SPECIALTY OPERATIONS (VALUE ADDED SERVICES)</b>	<b>Adopted Range</b>	
	<b>Minimum</b>	<b>Maximum</b>
<b>CHARLES DEERING ESTATE AT CUTLER</b>		
<b>Gate Admissions</b>		
General Admission	\$11.21	\$18.70
Youth Admission (4 to 14 years old)	\$6.54	\$14.02
<b>Tours</b>		
General	\$14.02	\$250.00
Youth (4 to 14 years old)	\$14.02	\$75.00
<b>Film/ T.V./ Video Shoots</b>		
Grounds Only (8 AM - 6 PM) (per day)	\$2,000.00	\$5,000.00
Buildings Only (8 AM - 6 PM) (per day)	\$2,150.00	\$5,000.00
Each Additional Hour for Grounds and Buildings	\$200.00	\$750.00
<b>Still Photo Shoots</b>		
Grounds Only (8 AM - 6 PM) (per day)	\$800.00	\$3,000.00
Buildings Only (8 AM - 6 PM) (per day)	\$1,150.00	\$3,000.00
Each Additional Hour for Grounds and Buildings	\$100.00	\$300.00
Non-Commercial Photo Shoots Weekdays (10 AM - 5 PM)	\$60.00	\$300.00
<b>Building Rentals</b>		
<b>Stone House</b>		
First Floor and Designated Grounds (up to 125 people)		
Evening Events (5 PM to midnight)	\$4,600.00	\$10,000.00
Each Additional Hour (2 hour maximum)	\$500.00	\$1,500.00
Each Additional Person (126 up to 250)	\$9.50	\$35.00
Ballroom Only (daytime meetings)	\$1,400.00	\$5,000.00
Library Only (daytime meetings)	\$1,100.00	\$2,500.00
Wine Cellar Only	\$400.00	\$1,500.00
Yellow Room (available only as an add on to Stone House rental)	\$400.00	\$1,500.00
<b>Richmond Inn (8 AM - 6 PM)</b>		
Dining and Breakfast Room	\$1,000.00	\$3,000.00
First Floor Front Room (#101 or #102) & Verandah	\$600.00	\$1,000.00
Second Floor Front Room (#201 or #203) & Verandah	\$650.00	\$1,000.00
First Floor All Rooms & Verandahs	\$1,400.00	\$3,000.00
<b>Stone House (First Floor) and Richmond Inn (First Floor)</b>	\$5,000.00	\$10,000.00
<b>Weeks / Wulf Property (10,500 sf Research Facility/Atrium)</b>		
First Floor and Designated Grounds (up to 125 people)		
Day or Evening Events (8 to 5; 5 to Midnight)	\$750.00	\$3,000.00
Each Additional Hour	\$150.00	\$450.00
Overnight Stay - Per Person/Per Night	\$140.00	\$450.00
Cleaning Fee	\$250.00	\$1,500.00

<b>SPECIALTY OPERATIONS (VALUE ADDED SERVICES)</b>	Adopted Range	
	Minimum	Maximum
<b>CHARLES DEERING ESTATE AT CUTLER (continued)</b>		
<b>Deering Point/C-100</b>		
Picnic Complex - Day/Evening - Flat rate	\$200.00	\$1,000.00
Parking Lot rental -Day/Evening - Flat Rate	\$300.00	\$1,500.00
<b>Trailhead Visitor Center:</b>		
Exhibit Room	\$600.00	\$2,500.00
Auditorium	\$700.00	\$3,000.00
<b>Miscellaneous Rentals</b>		
Ground Area Rental (up to 150 people) (5 PM – 11 PM)	\$1,500.00	\$5,000.00
Garden Area Rental (up to 125 people) (3 hours)	\$700.00	\$5,000.00
Children's Party (up to 20 people basic rate) (3 hours)	\$450.00	\$1,500.00
Each Additional Hour of Children's Party	\$100.00	\$450.00
Each Additional Person for Grounds, Gardens, and Children's Rental	\$9.50	\$35.00
Table Rental (per table)	\$7.00	\$25.00
Chair Rental (per chair)	\$1.00	\$8.00
Table Linens (per table)	\$7.00	\$25.00
Stewardship Fee	\$250.00	\$1,500.00
<b>Nature, History and Archeology Camp (non-taxable, per week)</b>	\$188.00	\$900.00
Extended Camp (per day)	\$15.00	\$40.00
One Day Camp (per day)	\$40.00	\$250.00
<b>Miscellaneous Fees</b>		
Catering & Equipment Permit (per person)	\$5.00	\$25.00
Catering & Equipment Permit (per hour)	\$100.00	\$300.00
Laptop/Projector Rental (equipment only, per hour)	\$100.00	\$300.00
Canoe or Kayak Rental (per hour)	\$10.00	\$40.00
Stroller Rental	\$9.35	\$9.35
Wheelchair Rental	\$7.48	\$7.48
ECV (electric wheelchair) Rental	\$28.04	\$28.04
Binocular Rentals	\$4.67	\$4.67
Bike Helmet, Naturalist Back Pack, or Virtual Tour Equipment	\$15.00	\$15.00
Interpretive Guide/Program (cost per hour; 2 hour minimum)	\$50.00	\$100.00
Outreach Program (4 hours)	\$450.00	\$1,000.00

**NOTES (Charles Deering):**

- Charles Deering Estate Director reserves the authority to negotiate from these rates when the group exceeds 250 people. Fees for group sales packages, customized activities, tours, events, and encounters may vary with approval by the Director.
- Military Discount (A): 25% discount on Annual Entrance Passes for active duty and honorably discharged veterans of the United States Armed Forces, National Guard or reserve units of the U.S. Armed Forces or National Guard.
- Military Discount (B): Free lifetime military entrance passes for honorably discharged United States veterans who have service-connected disabilities. Lifetime Military Entrance Pass holders are required to obtain a replacement pass upon expiration of their current pass. Lifetime Military Entrance Passes may have an expiration date of up to five years from the date of issuance. Satisfactory written documentation to prove eligibility for a replacement Lifetime Military Entrance Pass includes the existing Lifetime Military Entrance Pass and personal identification (i.e.: driver license, etc.).

SPECIALTY OPERATIONS (VALUE ADDED SERVICES)	Adopted Range	
	Minimum	Maximum
<b>ECO-ADVENTURES</b>		
<b>Tours (per person)</b>		
Tours (per person)	\$1.87	\$200.00
<b>Canoe / Kayak Rentals (per vessel, per hour)</b>	\$20.56	\$28.04
<b>Nature / Educational Program (per person/class)</b>	\$6.00	<del>\$12.00</del> <u>\$30.00</u>
<b>REDLAND FRUIT &amp; SPICE PARK</b>		
<b>Admission Fees</b>		
General Admission (12 and over)	\$7.48	\$18.00
Youth Admission (6 to 11 years old)	\$1.87	\$14.00
Annual Pass	\$50.00	<del>\$50.00</del> <u>\$125.00</u>
<b>Classes and Lectures</b>		
Adult Classes and Lectures	\$10.00	\$75.00
Child Classes and Lectures (per child)	\$7.00	<del>\$10.00</del> <u>\$20.00</u>
Child Classes and Lectures (each extra adult)	\$8.00	<del>\$10.00</del> <u>\$20.00</u>
<b>Tours</b>		
School Tour (children 12-16, per person)	\$3.00	<del>\$4.00</del> <u>\$10.00</u>
School Tour (children under 12, per person)	\$2.00	<del>\$3.00</del> <u>\$10.00</u>
Local Tour (outside of the park) 3 hours	\$30.00	\$40.00
Out of County Tour (per person)	\$45.00	\$60.00
<b>Event Fees</b>		
Park Festival Rental (2 day event)	\$3,500	<del>\$3,750.00</del> <u>\$10,000.00</u>
Special Event Fee (per person)	\$1.00	<del>\$5.00</del> <u>\$18.00</u>
Daytime Event (10 AM – 4 PM, up to 125 people)	\$1,450.00	<del>\$2,000.00</del> <u>\$2,500.00</u>
Evening Event (5 PM – Midnight, up to 125 people)	\$2,300.00	<del>\$3,100.00</del> <u>\$3,600.00</u>
Additional per person charge (126 up to 250 people)	\$8.00	<del>\$11.00</del> <u>\$15.00</u>
Security (per guard, per hour, 4 hour minimum)	\$30.00	\$40.00
Caterer fee per person	\$3.00	\$4.00
<b>Building Rental</b>		
Community Room (3 hour minimum)	\$100.00	<del>\$125.00</del> <u>\$300.00</u>
Community Room (additional hour)	\$42.00	\$55.00
<b>Special Event</b>		
10 X 10 Space	\$140.00	\$750.00
Educational (non-commercial) Vendor	\$1.00	\$2.00



SPECIALTY OPERATIONS (VALUE ADDED SERVICES)	Adopted Range	
	Minimum	Maximum
<b>ZOO MIAMI</b>		
<b>General Admission (ages 13 and older)</b>	\$19.95	\$29.95
<b>Youth Admission (ages 3 to 12)</b>	\$15.95	\$25.95
<b>Tram Tours</b>		
Tram (per person)	\$4.95	\$9.95
Tram – Private Tour	\$175.00	\$400.00
<b>Special Tours</b>		
Behind the Scenes Tour (per person, 2 person minimum)	\$65.95	\$500.00
Zookeeper for a Day	\$150.00	\$300.00
Wildlife Cart Tour (per hour, 2 hour minimum)	\$44.95	\$150.00
<b>Rentals</b>		
<b>Site Rentals</b>		
Building & Plaza – evening rate (4 hour minimum, up to 100 people)	\$2,900.00	\$6,000.00
Building & Plaza (additional hour)	\$350.00	\$1,500.00
Plaza only – evening flat rate (4 hours)	\$2,400.00	\$4,150.00
Plaza only (additional hour)	\$300.00	\$650.00
Building and/or Plaza - (each additional person over 100)	\$10.00	\$10.00
<b>Other Facilities</b>		
Carousel – evening rate for 2 hours	\$150.00	\$300.00
Open Shelter/Area – daytime (per hour, 2 hour minimum)	\$25.00	\$75.00
Air Conditioned Room – daytime (per hour, 2 hour minimum)	\$50.00	\$150.00
Picnic Complex – daytime flat rate	\$200.00	\$1,000.00
Picnic Complex – after 3 PM (per hour)	\$100.00	\$500.00
Table Rental (per table)	\$7.00	\$10.00
Chair Rental (per chair)	\$1.00	\$3.00
Florida Field – special event rate (up to 4,500 people)	\$4,500.00	\$4,500.00
Florida Field – each additional person over 4,500 (in addition to fee for other area)	\$1.00	\$1.00
Overflow Parking Lot – daily flat rate	\$500.00	\$2,000.00
<b>Other Fees</b>		
Rides and Animal Encounter (per person)	\$1.87	\$14.02
Character Meet and Greet (per group)	\$75.00	\$300.00
Animal Meet and Greet (per group)	\$100.00	\$500.00
Program Fee	\$2.00	\$10.00
<del>Monorail (all day ride pass)</del>	<del>\$2.80</del>	<del>\$4.67</del>
Safari Cycles (per hour)	\$10.28	\$25.00
Stroller Rental	\$7.48	\$11.21
Wagon Rental	\$10.28	\$11.21
Wheelchair Rental	\$7.48	\$9.35
ECV (electric wheelchair) Rental	\$28.04	\$32.71
Binocular Rentals	\$4.67	\$4.67
Catering Fee, (per person, when outside caterer is used)	\$2.00	\$4.00

SPECIALTY OPERATIONS (VALUE ADDED SERVICES)	Adopted Range	
	Minimum	Maximum
<b>ZOO MIAMI (continued)</b>		
<b>Other Fees (CONTINUED)</b>		
Commercial Product Sampling – daily flat rate	\$700.00	\$700.00
Commercial Still Photo Shoots – (up to 8 hours)	\$750.00	\$750.00
Commercial Still Photo Shoots – each additional hour	\$150.00	\$150.00
Commercial Film / T.V. / Video Shoots – (up to 8 hours)	\$1,000.00	\$1,000.00
Commercial Film/T.V./Video Shoots – each additional hour	\$200.00	\$200.00

**NOTES (Zoo Miami):**

- Military Discount (A): 25% discount on Annual Entrance Passes for active duty and honorably discharged veterans of the United States Armed Forces, National Guard or reserve units of the U.S. Armed Forces or National Guard.
- Military Discount (B): Free lifetime military entrance passes for honorably discharged United States veterans who have service-connected disabilities. Lifetime Military Entrance Pass holders are required to obtain a replacement pass upon expiration of their current pass. Lifetime Military Entrance Passes may have an expiration date of up to five years from the date of issuance. Satisfactory written documentation to prove eligibility for a replacement Lifetime Military Entrance Pass includes the existing Lifetime Military Entrance Pass and personal identification (i.e.: driver license, etc.).
- 50% discount on child and general admission valid for up to six people.
- Buy one get one free admission in August, Military Appreciation Month.
- Other discounts may be offered as part of promotional activities with approval by the Director. Zoo Miami reserves the authority to offer a free day or time period.
- Zoo Miami may reduce operating hours on select days as a cost savings measure.
- Zoo Miami reserves the authority to negotiate from these rates when the group exceeds 500 people. Fees for group sales packages, customized activities, tours, events, and encounters may vary with approval by the Director.
- Fees for daytime activities and rentals at Zoo Miami are in addition to the zoo admission.

<b>SPECIALTY OPERATIONS (VALUE ADDED SERVICES)</b>	Adopted Range	
	Minimum	Maximum
<b>REVIEW FEES &amp; TECHNICAL SERVICES</b>		
<b>Plat Committee</b>		
Tentative Plats	\$250.00	\$250.00
Waiver of Plat	\$150.00	\$150.00
Entry Feature, access landscaping	\$187.50	\$187.50
Decorative Wall, landscaping, maintenance	\$125.00	\$125.00
Tentative Plats, revisions	\$75.00	\$75.00
Waiver of Plat, revisions	\$50.00	\$50.00
<b>Zoning Applications</b>		
Residential > 250 units	\$625.00	\$625.00
Residential 50-250 units	\$375.00	\$375.00
Residential < 50 units	\$125.00	\$125.00
Non-Residential	\$250.00	\$250.00
Non-Residential, revisions	\$125.00	\$125.00
<b>Zoning Applications, Expedited (1-week turn-around)</b>		
Residential > 250 units	\$937.50	\$937.50
Residential 50-250 units	\$562.50	\$562.50
Residential < 50 units	\$187.50	\$187.50
Non-Residential	\$375.00	\$375.00
Non-Residential, revisions	\$187.50	\$187.50
<b>Shoreline Committee</b>		
Residential/Non-Residential	\$250.00	\$250.00
<b>Other Technical Services</b>		
Technical Service Fee (per hour)	<del>\$90.00</del> \$150.00	<del>\$90.00</del> \$150.00

SPECIALTY OPERATIONS (VALUE ADDED SERVICES)	Adopted Range	
	Minimum	Maximum
<b>OTHER FEES</b>		
<b>Film - All Other Areas</b>		
Early / Late Gate Opening (per hour)	\$40.00	\$50.00
Commercial, Video or Feature at Crandon (base fee)	\$700.00	\$700.00
Commercial, Video or Feature at all other parks (base fee)	\$300.00	\$300.00
Prop Rental (per item)	\$50.00	\$550.00
Park Building Rental (interior)	\$550.00	\$550.00
Vehicle Parking on Crandon Beach Road (per vehicle)	\$20.00	\$20.00
Still Photography at Crandon (per day)	\$150.00	<del>\$150.00</del> <u>\$500.00</u>
Still Photography at all other parks (per day)	\$140.00	\$173.00
Film/Still area fee (per area up to 10,000 square feet semi-exclusive use)	\$273.00	<del>\$273.00</del> <u>\$750.00</u>
Marina boat ramp 1 pier and 2 ramps weekday	\$120.00	\$120.00
Amelia Earhart Farm	\$273.00	\$273.00
Closed access vehicle parking fee (outside of designated parking lot)	\$150.00	\$150.00
Utilities (electric, water)	\$25.00	\$50.00
<b>Parking</b> <sup>1, 2, 3</sup>		
Car / Truck / SUV / Motorcycle Parking (per day)	\$4.67	<del>\$9.35</del> <u>\$20.00</u>
Car / Truck / SUV / Motorcycle Parking (per hour)	\$0.93	<del>\$2.80</del> <u>\$5.00</u>
Bus / RV Parking (per day)	\$14.02	\$18.69
Haulover North Lot Parking Surcharge	\$0.93	\$0.93
Haulover Dog Park Parking	\$1.87	\$5.60
Annual Parking Permit	\$140.18	\$240.18
Commercial Parking Permit (per month)	\$60.00	\$60.00
Parking Permit Replacement	\$15.00	\$15.00
Special Events	\$1.50	\$50.00
<b>Special Event &amp; Equipment Rental</b>		
Vendor Space 8' X 10' (per day)	\$45.00	\$75.00
Vendor Space 10' X 10' (per day)	\$70.00	\$120.00
Vendor Space 8' X 16' (per day)	\$90.00	\$150.00
Vendor Space 10' X 20' (per day)	\$140.00	\$224.00
Vendor Space (educational / non-commercial)	\$1.00	\$1.00
Special Event Admissions	\$6.00	\$50.00
<b>Showmobile /Stages</b>		
Large Showmobile - 27' X 16' (per day)	\$1,750.00	\$1,750.00
Medium Showmobile - 27' X 14' (per day)	\$1,400.00	\$1,400.00
Small Showmobile - 17' X 12' (per day)	\$910.00	\$910.00
Large Flat Open Stage - 24' X 40' (1st day)	\$790.00	\$790.00
Additional Days	\$220.00	\$220.00
Small Flat Open Stage - 16' X 16' (1st day)	\$650.00	\$650.00
Additional Days	\$150.00	\$150.00
4'x8' risers, (each, per day)	\$95.00	\$95.00

SPECIALTY OPERATIONS (VALUE ADDED SERVICES)	Adopted Range	
	Minimum	Maximum
<b>OTHER FEES (continued)</b>		
<b>Bleachers</b>		
300 Capacity Bleacher	\$1,210.00	\$1,210.00
250 Capacity Bleacher	\$1,065.00	\$1,065.00
Bleacher (additional day)	\$300.00	\$300.00
<b>Audio Visual Equipment</b>		
Large Sound System - 5000 people (per day)	\$3,100.00	\$3,100.00
Medium Sound System - 1500 people (per day)	\$1,900.00	\$1,900.00
Small Sound System - 300 people (per day)	\$900.00	\$900.00
Speaker and Microphone Systems	\$85.00	\$165.00
Anchor Podium	\$75.00	\$75.00
Conference Systems (up to 16 microphones)	\$750.00	\$750.00
Paging Systems	\$1,320.00	\$1,320.00
<b>Miscellaneous Equipment</b>		
Portable Generators (per day)	\$100.00	\$600.00
Portable Generators (per week)	\$275.00	\$900.00
Electrical Breakout Boxes	\$110.00	\$110.00
Light Tower (per day)	\$75.00	\$90.00
Light Tower (per week)	\$260.00	\$260.00
Light Tower Delivery & Pickup	\$100.00	\$100.00
French Barricades (each, per day)	\$11.00	\$11.00
Bounce House Rental (4 hour minimum)	\$140.00	\$140.00
Bounce House Each Additional Hour	\$35.00	\$35.00
Podium	\$55.00	\$55.00
Mobie Mats (50 feet roll) 1st Roll	\$250.00	\$250.00
Mobie Mats additional roll	\$50.00	\$50.00
Mobie Mat - additional day each roll	\$35.00	\$35.00
Dunk Tank (per day)	\$140.00	\$140.00
<b>Miscellaneous Fees</b>		
Party Vendor Registration	\$250.00	\$250.00
Animal Encounters and Rides (per person)	\$1.87	\$4.67
Pick-up/Drop-off Fee (per event)	\$150.00	\$150.00
Helicopter Landing Fees	\$250.00	\$250.00

**NOTES (Other Fees):**

- (1) Military Discounts – Military personnel stationed in Miami-Dade County are currently allowed to purchase resident annual parking permits by showing their military identification and proof of residency. Active duty personnel and veterans with service-connected disabilities are allowed free parking at PROS facilities.
- (2) Park guests with a valid disabled parking decal are allowed free parking.
- (3) Parking fees may only apply to Regional Parks or events of regional significance.

**GENERAL NOTES:**

- All fees are net of applicable taxes. Participation fees for recreational structured programs and deposits are exempt from State sales tax.
- Fees do not include reimbursements of direct expenses, which may be charged separately at cost.
- The Department, with the Director's prior, written approval, may:
  - Adjust fees within the approved ranges, to account for service location, site and facility conditions, amenities, seasonality, peak times, and market demand;
  - Offer promotions and discounts on a limited case-by-case basis deemed to be in the best interest of the Department, and, which will not adversely or materially impact the Department's annual budget;
  - Create packages for customized programs, activities, tours, events, and encounters;
  - Negotiate fees with large groups; and,
  - Apply late fees to delinquent or past due accounts not to exceed 25% of the original fee.
- In accordance with Resolution No. R-1073-12 and any subsequent resolutions or state statutes, the Department offers Military Discounts.

**STRATEGIC PHILOSOPHY:**

The Department's fees are structured to ensure the community has affordable access to core services, while at the same time providing flexibility to change fees based on market conditions for value-added services.

Core Services (e.g. General camps, after school programs, learn to swim, disability services programs, open spaces, trails, etc.) are programs, services and facilities essential to the mission of the Department. These are basic parks and recreation services county residents expect and may generate revenue to recover some of the costs associated with the service.

Value Added Services (e.g. Marinas, golf courses, campgrounds, facility rentals, etc.) are discretionary programs, services and facilities that provide added value to the community. These services generate revenue which offset much or all the costs associated with the service.

IO No.: 2-5

Ordered: ~~9/19/2019~~  
9/20/22Effective: ~~10/1/2019~~  
22

MIAMI-DADE COUNTY  
IMPLEMENTING ORDER  
CODE ENFORCEMENT

## AUTHORITY:

The Miami-Dade County Home Rule Charter, including, among others, Sections 1.01, 2.02(A), 5.01 and 5.03, and Chapter 8CC, Code of Miami-Dade County.

## SUPERSEDES:

This Implementing Order supersedes Administrative Order 2-5 ordered ~~July September 19, 2019~~<sup>25, 2000</sup> and effective ~~August 4, 2000~~ October 1, 2019.

## POLICY:

It shall be the policy of Miami-Dade County to foster compliance with the ordinances passed by the Board of County Commissioners, as embodied in the Code of Miami-Dade County (the "Code") by encouraging its Code Inspectors to utilize available enforcement mechanisms, including the issuance of Uniform Civil Violation Notices ("CVNs"), to attain this goal. It shall also be the policy of Miami-Dade County to recover enforcement fines levied, administrative hearing and enforcement costs incurred by the departments involved in code enforcement activities, and accrued interest by utilizing administrative settlement and lien procedures as permitted by law.

## ENFORCEMENT PROCEDURE FOR MUNICIPALITIES:

Municipalities within Miami-Dade County shall be entitled to utilize the applicable provisions of Chapter 8CC within their municipal boundaries by entering into an interlocal agreement with Miami-Dade County pursuant to Code Section 8CC-11. The County reserves the right to set minimum education, training and background check requirements to be met by municipal employees or agents enforcing the Code. Furthermore, the County shall provide oversight and auditing authority in order to withdraw delegation if it is determined that the municipality is improperly enforcing the Code. Any appeals to the Circuit Court or beyond from CVNs issued by a municipality shall be handled by that municipality and its legal staff.

HEARING OFFICERS AND HEARING FEES:

Compensation for Hearing Officers shall be \$50.00 per hour for a minimum of \$200.00 and up to a maximum of \$400.00 per day. Each Hearing Officer decision finding a named violator guilty at the Administrative Hearing shall include hearing administrative costs in the amount of \$75.00, to be paid by the alleged violator.

## DEPARTMENTS' RESPONSIBILITIES:

Department directors of those departments charged with code enforcement, or their designees, shall be responsible for the following:

1. Prior to being provided the authority to initiate enforcement proceedings under Section 8CC-3(a) of the Code, a Code Inspector shall be required to successfully complete a "Level 2" state and national criminal history record check, which shall be conducted by the Human Resources Department through the Florida Department of Law Enforcement and the Federal Bureau of Investigation at the request of Code Enforcement departments. This criminal history background check consists of a nationwide search of law enforcement databases and includes a review of federal, state and local criminal activity. The Level 2 criminal history records check requirements shall be included in all Code Inspector job announcements. Municipal employees shall also be required to successfully complete a Level 2 criminal history record check or its equivalent prior to being provided authority to initiate enforcement proceedings under Chapter 8CC of the Code. In addition, driving records shall be reviewed as a part of the initial criminal background check and subsequently on an annual basis.
2. Code Inspectors shall enforce the ordinances listed in Section 8CC-10 of the Code within the jurisdiction of their respective departments.
3. Upon the issuance of a CVN the issuing Department will transmit a copy of the CVN, or the required data, to the Code Enforcement division of the Miami-Dade County Finance Department. Processes pertaining to the enforcement of the Code, including, but not limited to the enforcement language written on the CVN, all notices and due process requirements, shall be the responsibility of the Department. The Departments will collaborate with the Finance Department prior to the modification of the stated forms and notices to coordinate efficiencies among the enforcement and collection processes.
4. Named violators shall be notified on the CVN that: (a) all original civil penalty payments, continuing civil penalty payments and administrative hearing costs imposed pursuant to the provisions of Chapter 8CC shall be remitted directly to the Code Enforcement division of the Miami-Dade County Finance Department, with a check made payable to "Miami-Dade County Finance", unless the case is the subject of a settlement agreement; and (b) all appeals of a CVN or Assessment of Continuing Penalties shall be sent directly to, and filed with, Code Enforcement, County Clerk Division.
5. For any CVN issued in which a date of correction has been given, or for any case in which a Hearing Officer has set a date of correction (see Sec. 8CC-4(f) of the Code), or in which the Department has extended the date of compliance by Agreement, a Code Inspector must prepare an Affidavit of Compliance or Non-Compliance as appropriate and send a copy to Code Enforcement, County Clerk Division. The Affidavit must indicate whether payment of the civil penalty has



been made and the violation has been corrected by the applicable date of correction set forth in the CVN or by the Hearing Officer; and, if the violation has not been corrected or payment of the civil penalty has not been made, an Affidavit of Non-Compliance must so reflect and must set forth a request that a Hearing Officer issue an Order finding the violator guilty of a continuing violation and assess continuing penalties based upon the length of time the civil penalty remained unpaid and/or the violation continued to exist beyond the applicable date of compliance.

6. Departments shall be authorized to enter into agreements, extending dates of compliance with the Code, settling civil penalties and liens for amounts less than the maximum continuing penalty, costs and accrued interest. Such agreements shall contain the justification for settlement; the CVN number; the original penalty amount; the settlement amount; the amount collected (indicating full payment or partial payment); and, the signature of the department director, or designee, with notification to the Code Enforcement division of the Miami-Dade County Finance Department and to Code Enforcement, County Clerk Division. If any penalties have been made the subject of court actions, settlements must also include an approval from the County Attorney's Office. Unless otherwise specifically provided in the Code, the department will require the violator to remit the original amount of the ticket and any administrative hearing costs imposed by the Hearing Officer to the Code Enforcement division of the Miami-Dade County Finance Department and will collect the remainder of the settlement amount directly. The Departments shall provide to the Code Enforcement division of the Miami-Dade County Finance Department a written settlement memorandum which includes the following information: CVN number, settlement amount, amount received, date received, and record of collection number. If the settlement is based upon installment payments, the department shall provide the foregoing information for each payment until satisfaction of the agreement.
7. Whenever a violator has corrected a violation but failed to pay the civil penalty, or has failed to correct the violation and pay the civil penalty, or has paid the civil penalty but failed to correct the violation, then, upon the assessment of continuing penalties by a Hearing Officer, the named violator will be advised that if payment of the assessed penalties is not received, a lien shall be placed against the named violator's real and/or personal property unless the Department enters into a settlement agreement with the named violator. The departments shall notify the violator of Miami-Dade County's intent to file said lien against the violator's real or personal property when permitted by law. The Notice of Intent to Lien shall offer the violator an opportunity within a specified time period to avoid placement of the lien by executing a settlement agreement which provides for correction of the violation, payment of the original amount of the CVN, payment of continuing penalties, payment of administrative hearing costs where applicable, payment of all enforcement costs incurred by the department and accrued interest. A copy of the Notice of Intent to Lien shall be sent to mortgage holders and may be sent to insurance carriers, credit bureaus and any other parties holding a legal, equitable or beneficial interest in the property.
8. A lien shall be placed on a violator's real or personal property, except as provided for herein, if the violator does not respond within the prescribed time period to the

Notice of Intent to Lien by correcting the violations and paying all penalties, costs and interest due, or executing a settlement agreement and complying with said agreement. The lien document shall make specific reference to the civil violation notice number and the issuing department. The lien shall be recorded in the Official Records of Miami-Dade County, and the Code Enforcement division of the Miami-Dade County Finance Department shall be notified of same.

9. Departments may offer a payment plan in negotiating settlements prior to or after placement of liens upon written request of the violator and establishment of economic need or extenuating circumstances. In order to insure the department's ability to collect all civil penalties, administrative hearing and enforcement costs and interest due, departments are required to file a lien where possible whenever the violator enters into a payment plan in response to a Notice of Intent to Lien.
10. Upon placement of a lien against real or personal properties, the individual or business entity holding a mortgage on the property shall be notified of the lien placement by the department. The department may notify credit bureaus, insurance carriers and other parties holding a legal, equitable or beneficial interest in the property of the placement of the lien.
11. The department may initiate collection proceedings including, but not limited to, referral to collection agencies and filing of civil suits as warranted in an effort to recover monies owed Miami-Dade County resulting from the issuance of CVNs.
12. For any lien placed against real property pursuant to Chapter 8CC or other provisions of the Code which remains unsatisfied one year from the date of recordation of the lien, the departments may notify the Office of the County Attorney and it shall be the responsibility of the County Attorney to initiate foreclosure actions in Circuit Court on non-homestead properties where foreclosure of the property is in the best interest of Miami-Dade County.
13. Upon final payment under a settlement agreement or full payment of a lien, all accrued interest and the costs of lien recordation and satisfaction, the departments shall record a Satisfaction of Lien in the Miami-Dade County public records. The Satisfaction of Lien document shall make specific reference to the civil violation notice number and the issuing department.

#### CODE ENFORCEMENT, COUNTY CLERK DIVISION RESPONSIBILITIES:

Code Enforcement, County Clerk Division shall be responsible for the following:

1. If payment has not been received for a Civil Violation Notice and/or the violation of the Code Section has not been corrected, Code Enforcement, County Clerk Division shall issue a notice to the violator (where no timely appeal has been filed), indicating the civil penalty, accrued penalty, and the total amount due within 30 days. The violator shall be further advised that if payment is not received or the violation is not corrected within 30 days, a lien shall be placed against the violator's real or personal property. Upon the assessment of continuing penalties by a Hearing

Officer, a Notice of Assessment of Continuing Penalties will be sent to the named violator pursuant to Section 8CC-4(g) of the Code.

2. All requests for administrative hearings appealing either a CVN or an Assessment of Continuing Penalties shall be filed with Code Enforcement, County Clerk Division. Code Enforcement, County Clerk Division shall accept and process all requests for appeal that have been timely filed by the named violators such that it shall notify the issuing Department, and the Code Enforcement division of the Finance Department, of each appeal that has been filed; and request that the issuing Department provide the next available date and location for which to conduct the hearing
3. Upon the notification from the issuing Department of the available location and next available date to conduct the Administrative Hearing, the Code Enforcement, County Clerk Division shall select and assign a Hearing Officer to hear such appeal and shall send a Notice of Hearing to the named violator pursuant to Section 8CC-6(b).
4. The Code Enforcement, County Clerk Division shall maintain the docket of the administrative hearings and shall provide same to the issuing Department confirming the appellant, date, location, and time that each appeal will be heard by the assigned Hearing Officer.
5. Upon a Hearing Officer finding a named violator guilty at the Administrative Hearing, a copy of the Hearing Officer's decision will be provided to the violator which shall include, the amount of time or specific date by which to correct the violation (if applicable) and the requirement to pay the civil penalty, hearing administrative costs, enforcement costs, assessed penalties (if applicable), and instructions that the total amount is to be paid to the Code Enforcement division of the Finance Department. The violator shall be further advised that if payment of the assessed penalties is not received and the violation is not corrected within 30 days, a lien may be placed against the violator's real and/or personal property unless the Department enters into a settlement agreement with the named violator.
6. If a violator files a written request to reschedule the hearing and that written request is provided ten days or more prior to the administrative hearing date, Code Enforcement County Clerk Division shall advise the issuing department in writing of the request. The affected issuing department will then either agree or object to the continuance request. If the issuing department objects to the request, the Code Enforcement County Clerk Division shall forward the request to the standby Hearing Officer for ruling on the written request for rescheduling, and the Clerk shall notify the violator and the affected department of the Hearing Officer's ruling. If the standby Hearing Officer is not able to be reached or is unable to rule on the request prior to the scheduled hearing, the Code Enforcement Clerk Division shall notify the named violator that the request for rescheduling shall be presented and heard by the Hearing Officer at the scheduled hearing. The Code Enforcement County Clerk Division shall inform the violator that they have not been excused from the hearing and must appear or send a legally authorized representative on their behalf, including but not limited to a duly authorized power of attorney or attorney in fact.

If the request for rescheduling is made less than 10 days before the hearing date, Code Enforcement County Clerk Division shall advise the issuing department in writing of the request. The affected issuing department will then either agree or object to the continuance request. If the affected issuing department objects to the request the Code Enforcement County Clerk Division shall inform the violator that request is pending and that the Hearing Officer will adjudicate the request at the scheduled hearing prior to the commencement of testimony and the presentation of evidence. The Code Enforcement County Clerk Division shall inform the violator that they have not been excused from the hearing and must appear or send a legally authorized representative on their behalf, including but not limited to a duly authorized power of attorney or attorney in fact.

7. Management information reports for administrative hearings appealing either a CVN or the Assessment of Continuing Penalties will be generated twice per month for distribution to Departments sequenced by department, name of alleged violator, date of citation issuance, date of request for appeal, Code Inspector Name, address of violation, mailing address for named violator, and citation number.

#### RESPONSIBILITIES OF THE CODE ENFORCEMENT DIVISION WITHIN MIAMI-DADE COUNTY FINANCE DEPARTMENT

1. The County Mayor, through the Code Enforcement Division of the Finance Department in collaboration with the issuing departments, shall develop and distribute to all issuing departments templates for all CVN notices to be issued, for affidavits of compliance and non-compliance, and for all other notices and records required to be sent to violators and to be maintained so as to ensure consistency and reasonable uniformity in the code enforcement process. Departments that issue CVNs pursuant to Section 8CC of the Code will provide notification to the Finance Department of desired modifications to the format of all CVNs, related Affidavits, and all other notices and records required to be sent to named violators that pertain to the collection of fines, penalties, costs, liens, or related debt associated with the CVNs. Processes pertaining to the collection of debt, as provided herein, relating to fines, costs, penalties, and debt, as stated herein, shall be the responsibility of the Finance Department.
2. Within five (5) days of issuance of a CVN to a violator, a letter will be issued to the violator indicating the amount of the civil penalty and the date by which the penalty is to be paid, advising the violator the date by which the violation must be corrected (if applicable), and providing the deadline date to request an administrative hearing in writing to appeal the issuance of the CVN.
3. Upon receipt of the Mandate from the Circuit Court pertaining to an appeal of a Hearing Officer's Final Order, where the County is the prevailing party, a letter will be issued to the violator indicating the amount of the civil penalty, administrative costs, any other applicable obligations, and enforcement costs that are due and payable within ten (10) days. The violator shall be further advised that if payment is not received or the violation is not corrected within ten (10) days, a lien shall be

placed against the violator's real or personal property when permitted by law.

4. When appropriate, a Satisfaction of Lien will be filed in the Official Records of Miami-Dade County.
5. Management information reports will be generated monthly for distribution, sequenced by department and badge number, indicating citations paid, citations complied with, and citations not complied with. A report will be generated on an annual basis, by department, detailing outstanding violations for the previous year.

#### DEPARTMENT SUPPLEMENTAL COSTS:

Department supplemental costs shall mean certain administrative costs incurred by using departments while processing continuing violations and levying liens and expenses incurred in collection efforts. Department supplemental costs are not provided for under Chapter 8CC and can only be levied or collected if authorized by other statutory Code provisions or implementing order or by approval of the County Commission.

#### ADMINISTRATIVE REIMBURSEMENT:

In order to cover the actual administrative expenses incurred by the County Clerk Division in supporting the Code Enforcement system, the Code Enforcement division of the Finance Department shall remit to the County Clerk its administrative hearing costs that are assessed by a Hearing Officer. The expenses incurred by the Code Enforcement Division of the Miami-Dade County Finance Department, as well as any expenses incurred by the County Clerk, not fully reimbursed by its administrative hearing costs, will be covered from remaining code enforcement collections. Code enforcement departments shall be further entitled to compensation for costs and expenses pursuant to 8CC-6(l) and are not precluded from further assessment of such costs. The manner and timing of cost allocations and the subsequent distribution of remaining funds to Miami-Dade County code enforcement departments shall be determined by the Miami-Dade County Finance Department, Code Enforcement Departments, the County Clerk and the Budget Director, but shall in any event occur on not less than an annual basis. The continuing penalties, enforcement costs, and departmental supplemental costs collected shall be distributed to issuing departments on a quarterly basis.

#### CLOSURE OF CASES:

Cases may be closed in the following circumstances:

1. Where the civil penalty is paid and the violation corrected (if applicable).
2. Where the department has settled with the violator, pursuant to this Implementing Order.
3. Where the department voids or administratively closes the CVN.

4. Where the Miami-Dade County Finance Department has been delegated the authority by the issuing department and administratively dismisses the CVN.
5. Where the Hearing Officer finds the named violator not guilty and no appeal is taken by the County or issuing municipality.
6. Where there is a final settlement, judgment, order or other resolution of a case by a court of competent jurisdiction.

This Implementing Order is hereby submitted to the Board of County Commissioners of Miami-Dade County, Florida.

Approved by the County Attorney as  
to form and legal sufficiency \_\_\_\_\_

I.O. No.: 4-82

Ordered: ~~02/16/18~~

09/20/2022

Effective: ~~02/16/2018~~

10/01/2022

MIAMI-DADE COUNTY  
IMPLEMENTING ORDER

SCHEDULE OF FEES FOR COUNTY PARKING FACILITIES  
MANAGED BY THE INTERNAL SERVICES DEPARTMENT

**AUTHORITY:**

The Miami-Dade County Home Rule Amendment and Charter, including among others, Sections 1.01 and 2.02A; and Chapter 125.01, Florida Statutes.

**SUPERSEDES:**

This Implementing Order (IO) supersedes Administrative Order 4-82, ordered ~~September 22, 2016~~February 6, 2018 and effective ~~October 1, 2016~~February 16, 2018.

**POLICY:**

The purpose of this article is to provide rates for County parking facilities. The following schedule of fees reflect the current rates charged by the Internal Services Department (ISD) for parking throughout County facilities.

**PROCEDURE:**

The Director of ~~the Internal Services Department~~ISD shall be responsible for the collection of fees, accounting of revenues received shall and review of all fees annually. The fees set forth herein may be subject to change each fiscal year as deemed operationally necessary and approved by the Board of County Commissioners.

**FEE SCHEDULE:**

The fee schedule adopted by this Implementing Order is attached hereto and made a part hereof. The official fee schedule is also filed with the Clerk of the Board of County Commissioners.

This Implementing Order is hereby submitted to the Board of County Commissioners of Miami-Dade County, Florida.

Approved by the County Attorney as  
to form and legal sufficiency \_\_\_\_\_

**INTERNAL SERVICES DEPARTMENT**

**FEE SCHEDULE**

1. Rates per half hour in Miami-Dade Cultural Center Garage\*, West Lot Garage\*, Garage #5\*, ~~140 West Flagler Garage, Coral Gables Courthouse Lot~~ and Overtown Transit Village Garage:

	<u>CURRENT</u>
Per ½ hour, or portion thereof <u>up to 2 ½ hours</u>	\$ <u>3.00</u>
<u>Between 2 ½ - 12 hours</u>	\$ <u>15.00</u>
Over <u>2 ½</u> hours or all day	\$ <del>14.00</del> <u>24.00</u>
Lost ticket rate	\$ <del>14.00</del> <u>24.00</u>
Juror Parking	No Charge
Disabled Parking	No Charge

\*For County residents attending meetings of the Board of County Commissioners or a committee of the Board, there will be no charge for the first two hours of parking at this garage. Parking for Committee Board Members shall be complimentary when attending a committee meeting. There is a 15-minute grace period upon entering Miami-Dade Cultural Garage, West Lot Garage, Garage #5, and Overtown Transit Village Garage.

~~2. Early Bird Rate for Garage #5 (Hickman) – \$ 6.00  
In before 9A and Out after 3P (Weekdays Only)~~

3.2. Monthly Rates at Garages:

	<u>Base Rate</u>	<u>7% Sales Tax</u>	<u>Total</u>
Cultural Center Garage	<del>\$ 58.03</del> \$ 70.00	\$ 4.90	\$ 74.90
West Lot Garage	<del>58.03</del> \$ 70.00	\$ 4.90	\$ 74.90
140 West Flagler Garage	<del>63.80</del> \$ 70.00	\$ 4.90	\$ 74.90
<u>Coral Gables Courthouse Lot</u>	\$ 70.00	\$ 4.90	\$ 74.90
Court House Center Garage	<del>61.60</del> \$ 70.00	\$ 4.90	\$ 74.90
Garage #5 (Hickman Garage)	<del>58.03</del> \$ 70.00	\$ 4.90	\$ 74.90
Overtown Transit Village Garage	<del>58.03</del> \$ 70.00	\$ 4.90	\$ 74.90

4.3. Monthly Rates at Surface Lots:

	<u>Base Rate</u>	<u>7% Sales Tax</u>	<u>Total</u>
<del>Mahi Shrine Lot</del>	<del>\$ 44.00</del>		
Civic <u>Center</u> Lot #25	<del>47.30</del> \$ 70.00	\$ 4.90	\$ 74.90
Graham Lot	<del>50.60</del> \$ 70.00	\$ 4.90	\$ 74.90
Hickman Lot	<del>33.00</del> \$ 70.00	\$ 4.90	\$ 74.90
Children’s Courthouse Secured Lot	<del>60.00</del> \$ 70.00	\$ 4.90	\$ 74.90

Monthly Parking Rates may be prorated by 50% of the monthly fee for the first month if the account is created after the 15<sup>th</sup> of the month. Any person or entity starting a contract after the 15<sup>th</sup> of the month will pay the prorated amount (50%) of the monthly fee, when the contract is effective any day after the 15<sup>th</sup> of the month (which fee shall be effective from the 16<sup>th</sup> through the end of the month). There shall be no proration given upon cancellation and no refunds due to unused parking privileges.



54. Entrance Rate Per Day at Surface Lots:

	Juror and Disabled	General Public
Civic Center (Jury Pool Lot)	No Charge	<del>\$ 10.00</del> \$ 15.00
<del>Mahi Shrine Lot</del>	<del>No Charge</del>	<del>\$ 10.00</del>
Civic Center Lot #25	No Charge	<del>\$ 10.00</del> \$ 15.00
<u>Coral Gables Courthouse Lot</u>	<u>No Charge</u>	<u>\$ 15.00</u>

65. Miscellaneous Fees:

Special events*	\$ 3.00 to \$ 30.00
Advisory Board rates	\$ 4.00
Library and History Miami Patrons (with validation)	\$ 5.00
<u>Monthly Parking Late Fee</u>	<u>\$ 15.00</u>
<u>Access Card Fee</u>	<u>\$ 15.00</u>

\*Special Events shall mean temporary gatherings sponsored in part or whole by Miami-Dade County or any other organization whether public or private, as approved by the ISD Department Director; rates for such special event will be within the range, as to be determined by the ISD Department Director or designee.

6. Rates at all other open lot locations operated by ISD:

	<u>Base Rate</u>	<u>7% Sales Tax</u>	<u>Total</u>
<u>Monthly rates for all Open Lot locations operated through electronic applications with pay-by-plate option</u>	<u>\$ 70.00</u>	<u>\$ 4.90</u>	<u>\$ 74.90</u>
<u>Daily rates for all Open Lot locations with pay-by-plate options- first hour</u>			<u>\$ 3.00</u>
<u>Daily rates for all Open Lot locations with pay-by-plate options- the second hour and each hour thereafter up to a maximum of nine hours</u>			<u>\$ 2.00 per hour</u>

Notes:

~~All rates include sales tax.~~

Companies, non-profit organizations, and governmental entities with 100 or more participating employees are eligible to purchase Monthly Parking Passes at the corporate rate of \$65.27 through payroll deduction.

Returned checks policy: Rate due plus penalty, pursuant to Florida Statutes, Section 832.07.

~~\*Special Events shall mean temporary gatherings sponsored in part or whole by Miami-Dade County or any other organization whether public or private, as approved by the Internal Services Department Director; rates for such special event will be within the range, as to be determined by~~

| ~~the Internal Services Department Director or designee.~~

**Implementing Order No.:** 4-88  
**Ordered:** ~~9/19/2019~~ 9/20/2022  
**Effective:** 10/1/~~2019~~2022

MIAMI-DADE COUNTY  
IMPLEMENTING ORDER

MEDICAL EXAMINER FEES FOR SERVICES

**AUTHORITY:**

Section 1.01 of the Miami-Dade County Home Rule Charter, Chapter 406 of the Florida Statutes, and Chapter 11G of the Florida Administrative Code.

**SUPERSEDES:**

This Implementing Order supersedes previous Implementing Order 4-88, ordered September ~~1928~~, 201~~97~~, and effective October 1, 201~~79~~.

**POLICY:**

This Implementing Order establishes a schedule of fees for services provided by the Medical Examiner Department (ME), including expert witness fees, body disposition reviews, Indigent Cremation Services (ICS) fees, autopsies on non-ME cases, ME examination and death certification of non-ME cases, death certification review of non-ME cases, public records fees, paternity testing requests, laboratory service fees, photographic service fees and late payment fines. This fee schedule is intended to cover costs to the eCounty for the provision of these services.

**PROCEDURE:**

Administration of this Implementing Order is designated to the Director of the Miami-Dade County Medical Examiner Department, who will be responsible for the collection of fees and the delivery of the required services according to Chapter 406 of the Florida Statutes. The fees listed herein shall be in effect from the time of Board approval.

**FEE SCHEDULE:**

The fee schedule adopted by this Implementing Order is attached hereto and made a part hereof. The official fee schedule is also filed with and subject to the approval of the Board of County Commissioners and on file with the Clerk thereof. Fees that are charged by the Medical Examiner Department shall be the same as those listed in the official fee schedule on file with the Clerk of the County Commission.

This Implementing Order is hereby submitted to the Board of County Commissioners of Miami-Dade County, Florida.

Approved by the County Attorney as  
to form and legal sufficiency \_\_\_\_\_

\* All hourly rates are billable to the nearest quarter of an hour.

### Miami-Dade Medical Examiner Fee Schedule

The Miami-Dade County Medical Examiner Department will impose the charges listed below for each of the services identified:

#### **Expert Witness Fees**

Fees for expert testimony services provided by the medical, toxicology, and other professional staff are comparable to those charged in the private sector. Hourly rates are billable to the nearest quarter of an hour.

#### **District Medical Examiner, Associate Medical Examiner, and Toxicology Laboratory Director**

Court time, deposition time, conference and phone conference time	<del>\$350</del> <u>375</u> /hr or <del>\$2,350</del> <u>\$2,500</u> /day
Review of records and Preparation time	<del>\$145</del> <u>120</u> /hr
Wait or travel time to testify in court or at deposition (up to one-hour, thereafter at "Court time . . ." rate)	<del>\$90</del> <u>95</u> /hr

#### **Other Professional Staff (including Toxicologist, Investigators, Photographers, and Supervisors)**

Court time, deposition time, conference and phone conference time	<del>\$175</del> <u>185</u> /hr or <del>\$1,100</del> <u>1,150</u> /day
Review of records and Preparation time	<del>\$90</del> <u>95</u> /hr
Wait or travel time to testify in court or at deposition (up to one-hour limit thereafter at "Court time . . ." rate)	<del>\$58</del> <u>60</u> /hr

#### **Medical Examiner Approval Fees**

Florida statutes mandate that the Medical Examiner review each body disposition request arising within the county that involves cremation, anatomical donation, burial at sea, or fetal death.

~~\$65~~ 68/case

#### **Indigent Cremation Services**

The Indigent Cremation Services (ICS) program assists indigent families with final disposition.

Families providing proof of receiving current government assistance under one or more of the programs listed below will pay:

- Food Stamps
- Medicaid
- Supplemental Security Income
- Temporary Assistance for Needy Families

~~\$115~~

Families unable to provide proof of receiving current government assistance will be charged a fee equivalent to the per-cremation operational and administrative costs incurred by Miami-Dade County of: \$425 455

ICS Storage Fee

Charge to families choosing to make private arrangements after a body has been transported and stored at the ME facility \$350 375

ICS Pre-Approval Administrative Review Fee \$55 60

ICS Pre-Approval Administrative Review Fee (Guardianship Programs)  
Charge for indigent adults who are adjudicated incapacitated and assigned to a non-profit guardian program \$27-50 30

ICS Shipping Fee

Request from families for mailing and shipping cremains via USPS Domestic \$85 90

**Pathology Services for non-ME Cases**

Requests occasionally arise from county citizens for autopsy services on cases that do not fall under ME jurisdiction (outside of Chapter 406 of the Florida Statutes)

Autopsy of non-ME case(s) processed by Department (excluding Laboratory services or other expenses which will be also charged) \$5,800 6,200/case

Autopsy of non-ME case(s) processed by ME pathologist off-site (Administrative/supply fee) (excluding Laboratory services or other expenses which will be also charged) \$115/request

ME examination and death certification of non-ME case(s)(excluding Laboratory services or other expenses which will be also charged) \$820 875/case

**Death Certification Review**

Research and correction fee for improperly certified cause of death \$230 245

**Public Records**

Public records requests for Medical Examiner reports (e.g., autopsy protocol, toxicology report) will be charged as per Florida Statute 119.07

Photo duplication – See schedule for Photographic and Imaging Services (below).

**Paternity Testing**

Requests are made to the ME Toxicology Laboratory for biological samples from decedents to be prepared for DNA paternity testing or for additional outside testing. The client is responsible for all costs associated with the outside testing laboratory service and sample shipment. Fee covers the cost of personnel time and supplies used to prepare the sample for shipment.

Paternity testing sample preparation \$60

Administrative Fees

Sample request processing \$60

**Laboratory testing fees**

~~The ME Toxicology Laboratory provides testing services to clients outside the department. These clients may include other district medical examiners or outside law enforcement agencies. Clients in need of service throughout the year are offered a service plan based on the number of cases to be submitted. The base fee for each plan includes preliminary screening tests, consultation time, and sample storage for one year. In addition each plan offers a percent discount for each additional test required to complete the case. Clients unable to meet the 25 case/year minimum are charged the catalog fee for each test completed. In the event of a test requiring the use of an outside reference laboratory service, clients will be billed the fee for that service plus the cost of sample shipment. Additional tests will be added to the catalog as they are developed and implemented. These new tests will be billed on a comparable basis to established fees.~~

**Testing service plans**

<b>Plan</b>	<b>Plan coverage</b>	<b>Base Fee</b>
<del>GROUP A</del>	<del>Base fee includes tests SQVOL, SCEMIT2, SCELISA-5, SCRNZ and sample storage for 1 year, all other required tests are discounted 40%, requires minimum of 200 cases submitted per year</del>	<del>\$180</del>
<del>GROUP B</del>	<del>Base fee includes tests SQVOL, SCEMIT2, SCELISA-5, SCRNZ and sample storage for 1 year, all other required tests are discounted 30%, requires minimum of 100-200 cases submitted per year</del>	<del>\$180</del>
<del>GROUP C</del>	<del>Base fee includes tests SQVOL, SCEMIT2, SCELISA-5, SCRNZ and sample storage for 1 year, all other required tests are discounted 20%, requires minimum of 25-100 cases submitted per year</del>	<del>\$180</del>

**Individual test fees**

<b>Test Code</b>	<b>Test</b>	<b>Test Type</b>	<b>Fee</b>
COCO	Carbon Monoxide Confirmation by Microdiffusion	Confirmation	\$32.00
COSTIM	Designer Stimulant Confirmation by LC-MS/MS	Confirmation	\$135.00
COTHC	Confirmation of Cannabinoids by GC-MS/MS	Confirmation	\$124.00
QTABUSE	Abuse Panel Quant by LC-MS/MS	Quantitation	\$174.00
QTAHIST	Antihistamine Quant by GC-NPD	Quantitation	\$174.00
QTAN	Acid-Neutral Quant by GC-FID	Quantitation	\$174.00
QTANALGESIC	Analgesic Quant by LC-MS/MS	Quantitation	\$174.00
QTANTIDEP1	Antidepressant Mix 1 Quant by LC-MS/MS	Quantitation	\$174.00
QTBZO1	Benzodiazepine Mix 1 Quant by LC-MS/MS	Quantitation	\$174.00
QTBZO2	Benzodiazepine Mix 2 Quant by LC-MS/MS	Quantitation	\$174.00
QTDILTIAZEM	Diltiazem Quant by LC-MS/MS	Quantitation	\$174.00
QTDXM	Dextromethorphan Quant by LC-MS/MS	Quantitation	\$174.00
QTKETAMINE	Ketamine Quant by GC-MS/MS	Quantitation	\$174.00
QTMUPERIDINE	Meperidine Quant by LC-MS/MS	Quantitation	\$174.00
QTMETHADONE	Methadone Quant by LC-MS/MS	Quantitation	\$174.00
QTNBOME	NBOMe Quant by LC-MS/MS	Quantitation	\$185.00
QTOPIATE	Opiate Quant by GC-MS/MS	Quantitation	\$174.00
QTPSYCH	Antipsychotic Quant by LC-MS/MS	Quantitation	\$174.00
QTQUETIAPINE	Quetiapine Quant by LC-MS/MS	Quantitation	\$174.00
QTSTIM	Stimulant Quant by LC-MS/MS	Quantitation	\$174.00
QTSYNFENTANYL	Synthetic Fentanyl Quant by LC-MS/MS	Quantitation	\$185.00
QTSYNSTIM	Synthetic Stimulant Quant by LC/MS/MS	Quantitation	\$175.00
QTRAMADOL	Tramadol Quant by GC-MS/MS	Quantitation	\$174.00
QTRAZODONE	Trazodone Quant by LC-MS/MS	Quantitation	\$174.00
QTU47700	U-47700 Quant by LC-MS/MS	Quantitation	\$174.00
QTVENLAFAXINE	Venlafaxine Quant by LC-MS/MS	Quantitation	\$174.00
QTVERAPAMIL	Verapamil Quant by LC-MS/MS	Quantitation	\$174.00
QTZOLPIDEM	Zolpidem Quant by GC-MS/MS	Quantitation	\$174.00
SCBZOMS	Benzodiazepine Screen by LC-MSMS	Screen	\$124.00
SCCN2	Cyanide Screen by Diffusion	Screen	\$25.00
SCELISA-5	Immunoassay screen by ELISA	Screen	\$70.00
SCEMIT2	Immunoassay screen by EMIT	Screen	\$74.00
SCGEN	General Screen by LC-MSMS	Screen	\$135.00
SCMS	Paraphernalia analysis	Screen	\$124.00
SCMS	Urine & Gastric Screen by GC-MS	Screen	\$74.00
SCPAIN	Pain Drug Screen by LC-MS/MS	Screen	\$124.00
SCPSYCH	Psych Drug Screen by LC-MS/MS	Screen	\$124.00
SCQUAT	Paraquat/Diquat Screen by LC-MS/MS	Screen	\$185.00
SCRNZ	General screen by GC-NPD-MS	Screen	\$145.00

\* All hourly rates are billable to the nearest quarter of an hour.

SCSPOT	Salicylate Screen by Color Test	Screen	\$15.00
SCSYNCANNAB	Synthetic Cannabinoid Screen by LC-MS/MS	Screen	\$174.00
SCVOL	Volatiles Screen by SPME-GC-MS	Screen	\$134.00
SQCN	Cyanide screen /quant by HS-GC-NPD	Screen	\$134.00
SQCO	Carbon Monoxide Screen/Quant	Screen/Quantitation	\$31.50
SQETGLYCOL	Ethylene Glycol Screen/Quant by GC-MS/MS	Screen/Quantitation	\$124.00
SQGHB	GHB Screen/Quant by GC-MS/MS	Screen/Quantitation	\$124.00
SQVOL	Volatile Screen/Quant by HS-GC-FID	Screen/Quantitation	\$37.00

### Photographic and Imaging Services

The ME Forensic Imaging Bureau provides photographic and imaging services to law enforcement officers and attorneys as well as to departmental employees.

Product Name	Product Description	New Unit Price
<b>Color or Black &amp; White Prints</b>		
Color or B&W	8X11	<del>\$5.90</del> 6.33
Color or B&W	8X12	<del>\$8.30</del> 8.91
Color or B&W	4X6	<del>\$0.50</del> 0.54
Color or B&W	5X7	<del>\$2.30</del> 2.47
Color or B&W	6X9	<del>\$2.90</del> 3.11
Color or B&W	8X10	<del>\$4.70</del> 5.04
Color or B&W	11X14	<del>\$9.40</del> 10.09
Color or B&W	12X18	<del>\$10.60</del> 11.37
CD From Digital Media Up to 40 Images	N/A	<del>\$24.00</del> 26.00
CD or DVD Duplication	N/A	<del>\$30.00</del> 36.00
DVD From Digital Media	N/A	<del>\$34.00</del> 36.00
USB Drive from Digital Media		\$36.00
<b>B&amp;W</b>		
Black and White Film Processing	120	<del>\$47.60</del> 18.88
Black and White Film Processing	220	<del>\$47.60</del> 18.88
Black and White Film Processing 24 Exp.	35MM	<del>\$47.60</del> 18.88
Black and White Film Processing 36 Exp.	35MM	<del>\$47.50</del> 18.88
<b>Laser Copies</b>		
B&W Laser	8.5X11	<del>\$0.20</del> 0.21
B&W Laser	11X17	<del>\$0.20</del> 0.21
B&W Laser Legal	8.5X14	<del>\$0.20</del> 0.21
Color Laser	8.5X11	<del>\$1.20</del> 1.29
Color Laser	11X17	<del>\$1.40</del> 1.50
Color Laser Legal	8.5X14	<del>\$1.80</del> 1.93
<b>Flatbed Scanning</b>		
Flatbed Scanning Service	Any Size	<del>\$11.70</del> 12.55
<b>Index Prints</b>		
Index Print (Jumbo)	8X11	<del>\$5.90</del> 6.33
Index Print With Film Processing	4X6	<del>\$2.30</del> 2.47
Index Print Without Film Processing	4X6	<del>\$3.50</del> 3.76
<b>Lamination</b>		
Lamination 11 1/4" X 8 3/4	11 1/4" X 8 3/4	<del>\$7.00</del> 7.51

\* All hourly rates are billable to the nearest quarter of an hour.



Lamination 14 1/4" X 8 3/4	14 1/4" X 8 3/4	<del>\$8.20</del> <u>8.80</u>
Lamination 2 5/8" X 3 7/8	2 5/8" X 3 7/8	<del>\$3.50</del> <u>3.76</u>
Lamination 5X7	5X7	<del>\$4.10</del> <u>4.40</u>
Lamination 9X11	9X11	<del>\$5.90</del> <u>6.33</u>

Product Name	Product Description	New Unit Price
<b>Single Matt Cut or Mounting</b>		
Single Matt Cut or Mounting	8X11	<del>\$5.90</del> <u>6.33</u>
Single Matt Cut or Mounting	8X12	<del>\$7.00</del> <u>7.51</u>
Single Matt Cut or Mounting	4X6	<del>\$2.30</del> <u>2.47</u>
Single Matt Cut or Mounting	5X7	<del>\$3.50</del> <u>3.76</u>
Single Matt Cut or Mounting	6X9	<del>\$4.70</del> <u>5.04</u>
Single Matt Cut or Mounting	8X10	<del>\$5.90</del> <u>6.33</u>
Single Matt Cut or Mounting	11X14	<del>\$8.20</del> <u>8.80</u>
Single Matt Cut or Mounting	12X18	<del>\$9.40</del> <u>10.09</u>
<b>Scans</b>		
Scan Medium Quality	N/A	<del>\$7.00</del> <u>7.51</u>
Scan Slide	2X2	<del>\$1.40</del> <u>1.50</u>
Scan Low Quality	N/A	<del>\$3.50</del> <u>3.76</u>
Scan High Quality Jpeg	N/A	<del>\$10.60</del> <u>11.37</u>
Passport Photos	2 2X2's	<del>\$9.30</del> <u>9.98</u>
<b>Slides</b>		
Slides Re-Mount	2X2	<del>\$1.20</del> <u>1.29</u>
Slides Duplication	2X2	<del>\$3.50</del> <u>3.76</u>
<b>Audio &amp; Video Services</b>		
Audio Tape	N/A	<del>\$5.90</del> <u>6.33</u>
Audio Tape Duplication	N/A	<del>\$11.70</del> <u>12.55</u>
Digital Video Tape	N/A	<del>\$14.10</del> <u>15.13</u>
VHS Video Tape	N/A	<del>\$5.90</del> <u>6.33</u>
Video Tape Duplication	N/A	<del>\$42.60</del> <u>45.71</u>
-	-	
<b>Specialties</b>		

Because of the specialized technology and training needed to provide certain photographic services, charges for items listed below as "Specialties" will include the cost of the photographer's time in addition to the cost of materials. The cost for materials will be added to the photographer's hourly rates listed below. Work done after hours will be charged the time and half rate. Time will be billed to the nearest quarter of an hour.

Photo/Art Design Services	N/A	<del>\$147.10</del> <u>157.84</u>
Badge Photo/ City of Miami/Mosaics	N/A	<del>\$147.10</del> <u>157.84</u>
High Speed Photography	N/A	<del>\$147.10</del> <u>157.84</u>
Copy Work Per Image to a CD	N/A	<del>\$147.10</del> <u>157.84</u>
Photoshop / Poser etc.	N/A	<del>\$147.10</del> <u>157.84</u>
Computer Graphics / PowerPoint	N/A	<del>\$147.10</del> <u>157.84</u>
Pulling Stills From a Video	N/A	<del>\$147.10</del> <u>157.84</u>
Video Tape Editing	N/A	<del>\$147.10</del> <u>157.84</u>
Video Tape Production	N/A	<del>\$147.10</del> <u>157.84</u>

On Location Photography	N/A	<del>\$938.30</del> 1006.80
<b>Rush Service (Same Day)</b>	<b>Any of the Above</b>	<b>Double (2x) Regular Unit Price</b>
<u>Equipment/supply fee for off-site photographic services</u>	N/A	\$60.00
-	-	

**Forensic Training Workshops**

The Medical Examiner Department conducts a variety of workshops annually for the purpose of training students and other professionals in various aspects of the science of death investigation. The fee represents per/student enrollment.

Police-Medicolegal Death Investigation Workshop	<u>\$900 950</u>
Police-Medicolegal Death Investigation Workshop (FDLE – Partnership Class)	<u>\$450 475</u>
Forensic Photography Workshop	<u>\$875 925</u>
Death Certification and Reporting	<u>\$105 110</u>
Forensic Odontology Workshop	<u>\$1,000 1,050</u>
Toxicology Workshop	<u>\$320 345</u>
Special Topics in Forensics	<u>\$105 110</u>
<u>ME Fingerprinting Course Admin. Fee</u>	<u>\$30.00</u>
<u>ME Morgue Tour Admin. Fee</u>	<u>\$30.00</u>

**Late Payments and Worthless Checks**

Accounts past due 30-59 days	<u>\$25</u>
Accounts past due 60-89 days	<u>\$35</u>
Accounts past due 90 or more days	<u>\$45</u>

~~Funeral home accounts past due 30 days will not be able to receive approvals on requests for cremations.~~

Worthless checks will be handled in accordance with County Administrative Order 4-86.

**Case Evidence Storage Fee**

Evidence stored at the Medical Examiner in excess of 30 days	<u>\$25 27</u>
--	----------------

\* All hourly rates are billable to the nearest quarter of an hour.

## Implementing Order



**Implementing Order No.:** IO 3-38

**Title:** MASTER PROCUREMENT IMPLEMENTING ORDER

**Ordered:** ~~[[3/8/2016]]~~ >> 09/20/2022 <<

**Effective:** ~~[[3/18/2016]]~~ >> 10/1/2022 <<

### **AUTHORITY:**

Sections 2-8.1, 2-8.2 and 2-11.1 of the Code of Miami-Dade County, Sections 1.01 and 5.03 of the Miami-Dade County Home Rule Charter.

### **SUPERSEDES:**

This Implementing Order (I.O.) supersedes previous Implementing Order 3-38, ordered ~~[[December 2, 2014]]~~ >> March 8, 2016 << and effective ~~[[December 12, 2014]]~~ >> March 18, 2016 <<

### **SCOPE:**

This Implementing Order governs the County's processes for the purchase of goods and services including professional services (other than those professional services whose selection is governed by Sec. 287.055 F.S. and Secs. 2-10.4 and 2-10.4.01 of the Miami-Dade County Code). It establishes the roles and responsibilities of the ~~[[Internal Services Department (ISD)]]~~ >> Strategic Procurement Department (SPD) <<, methods of purchasing goods and services, and the authority to award contracts. Additional policies and procedures relating to the County's procurement processes are detailed in the ~~[[ISD]]~~ >> SPD << Procurement Guidelines, other ~~[[A.O.s]]~~ >> Administrative Orders, Implementing Orders << and the County Code.

### **EXCEPTIONS:**

This Implementing Order does not apply to: construction; purchase, lease or rental of real property; permits; programming partnerships at Miami Dade Parks, Recreation and Open Spaces Department; the purchase of professional architectural, engineering, architectural landscape and land surveying professional services whose selection is governed by Sec. 287.055 F.S. and Secs. 2-10.4 and 2-10.4.01 of the Miami-Dade County Code and detailed in A.O. 3-39; or procurement activities covered by specific ordinances such as the Public Health Trust, Expedite, Performing Arts Center, aviation retail concessions, etc.

### **DELEGATION OF AUTHORITY:**

This Implementing Order establishes that ~~[[ISD]]~~ >> SPD << is designated as the central procurement agency for making purchases with County funds except as noted ~~[[within]]~~ >> herein <<. All authorized purchases shall be made in compliance with Florida Statutes, this Implementing Order and established ~~[[ISD]]~~ >> SPD << Procurement Guidelines. No person may make any purchase with County funds unless specifically authorized to do so by County Code, implementing order, resolution, administrative order, or designation by the Board of County Commissioners or the County Mayor. The ~~[[ISD]]~~ >> SPD << Director >> shall be the Chief Procurement Officer << ~~[[is appointed by the County Mayor and the ISD Director will appoint an ISD Assistant Director as the County's Chief Procurement Officer (CPO).]]~~

The ~~[[CPO]]~~ >> SPD Director << shall have relevant, recent experience in large-scale public procurement of goods and services, possess a record of unquestioned integrity and have demonstrated executive, managerial and organizational skills. The ~~[[ISD]]~~ >> SPD <<

Director may also delegate [[ISD]] >>SPD<< professional staff to exercise the authority contained thereunder. The [[ISD]] >>SPD<< Director is responsible for hiring appropriate qualified professional staff to carry out the Department's mission.

The [[CPO]] >>SPD Director<< is charged with fostering full and open competition consistent with County policy. The [[CPO]] >>SPD Director<< is also responsible for implementing programs and initiatives to improve competition geared at yielding best value. This includes, but is not limited to, providing specialized training for staff regarding determination of appropriate acquisition methods, assuring effective and efficient market research, enhancing competitive contracting opportunities for small and minority business entities, scrutinizing sole source, and bid waiver acquisitions and challenging specifications and statements of work (SOW) to ensure no artificial barriers limit or reduce competition.

**POLICY:**

For the County to function efficiently and responsibly, goods and services meeting the necessary quality and fit shall be procured for County agencies at fair and reasonable prices and in a timely manner. Advance acquisition planning by departments, effective market research, and early [[ISD]] >>SPD<< collaboration with user departments in the acquisition process are essential to successful procurement.

The standard method for the procurement of goods and services in Miami-Dade County is the Invitation to Bid (ITB) process. Other acquisition processes available to Miami-Dade County for the purchase of goods and services include, but are not limited to, the Request for Proposals (RFP) and Request for Qualifications (RFQ) processes. Formal market research may utilize a Request for Information (RFI) process. >>Pursuant to Section 2-8.1.6 of the Code, the County created the Expedited Purchasing Program (EPP). The EPP may be used for the competitive purchase of supplies, materials, and services, including professional services other than architectural and engineering services which are estimated to cost \$1 million dollars or less.<<

To obtain the best value for the taxpayers' dollar and to promote equitable economic participation by all segments of our community, it is the policy of Miami-Dade County to purchase goods and services via an open and competitive process. When competition is not available, ~~[[however,]]~~ or when it is determined in the best interest of the County to utilize means other than full and open competition, County legislation authorizes the execution of purchases on a bid waiver, sole source or emergency basis.

**PURPOSE:**

The purpose of this Implementing Order, and the corresponding Procurement Guidelines issued by [[ISD]] >>SPD<<, is to simplify and clarify the procurement process, establish clear ~~[[lines]]~~ >>parameters<< of procurement authority and accountability, consolidate and standardize the procedures governing procurement countywide, enhance public confidence, ensure the fair and equal treatments of vendors, foster competition and help safeguard the quality and integrity of procurement in Miami-Dade County.

**PROCUREMENT ORGANIZATION:**

[[ISD]] >>SPD<< is the central agency for the procurement of goods and services for Miami-Dade County government. [[ISD]] >>SPD<< is dedicated to customer service and the timely acquisition of best value goods and services. Utilizing technology and sound business processes, [[ISD]] >>SPD<< strives to bring the greatest value to Miami-Dade County with integrity, fairness, competition and community inclusion.

It is the responsibility of ~~[[ISD]]~~ >>SPD<< to issue and maintain procurement policies, procedures and guidelines for County departments. Any County department that issues solicitations or executes purchases for goods or services governed by this Implementing Order shall comply with this Implementing Order and the ~~[[ISD]]~~ >>SPD<< Procurement Guidelines.

~~[[ISD]]~~ >>SPD<< is responsible for implementing this ~~[[I.O.]]~~ >>Implementing Order<< and establishing related forms, procedures, manuals and guidelines. It is the responsibility of the ~~[[ISD]]~~ >>SPD<< Director or authorized designee, to:

1. Strategize collaboratively with departments early in the procurement process to encourage advanced acquisition planning
2. Prepare effective solicitation documents
3. Assemble appropriate specifications, terms and conditions
4. Conduct adequate market research
5. Determine the ~~[[particular]]~~ >>appropriate<< acquisition method
6. Develop evaluation criteria
7. Advertise >>solicitation documents<<
8. Evaluate or ~~[[administering]]~~ >>administer<< the evaluation of bids/proposals
9. Reject bids/proposals >>, pursuant to established authority to reject bids/proposals<<
10. Prepare contract awards or contract award recommendations, pursuant to the established authority to award contracts

**~~[[OTHER PROCUREMENT LEGISLATION:~~**

~~Other County legislation governing the procurement process includes but is not limited to: Bid Protest Ordinance, Section 2-8.4 of the County Code and I.O. No. 3-21; Local Preference Ordinance, Section 2-8.5 of the County Code; and Cone of Silence Ordinance, Section 2-11.1(t) of the County Code and A.O. 3-27.]]~~

**LOCAL COMPETITION ~~[[ADVOCATE]]~~ >>ADVOCATES<<:**

The ~~[[County Mayor or County Mayor's designee]]~~ >>SPD Director<< shall appoint one or more County staff as Local Competition Advocates to ensure that the County's procurement practices do not exclude or disadvantage local firms in the procurement process. The Local Competition ~~[[Advocate]]~~ >>Advocates<< shall review ~~[[all]]~~ solicitations issued ~~[[by the County]]~~ to ensure that the manner and method by which the County is purchasing goods or services does not create barriers to local competition. Such review shall include, but not >>be<< limited to, issues such as ~~[[size]]~~ >>value<< of the purchase, the minimum qualifications required to perform on the contract, the type of ~~[[product]]~~ >>goods and/or services<< sought, the evaluation criteria and the method of advertising the solicitation. The Local Competition ~~[[Advocate]]~~ >>Advocates<< shall increase the ~~[[ability of]]~~ >>opportunities for<< local firms to compete to provide the good or service. ~~[[For any solicitations awarded by the Board, the County Mayor shall include in his or her recommendation for award all recommendations by the Local Competition Advocate as well as the administration's response to such recommendations]].~~

**MARKET RESEARCH:**

County staff shall conduct market research prior to or during the development of contract specifications or scope of work for any purchase of goods or services. The research

shall be performed in accordance with ~~[[ISD]]~~ >>SPD<< Procurement Guidelines and the dollar thresholds established therein. The Office of the Inspector General shall review periodically staff's compliance with the required procedures.

The primary purpose of market research in public procurement is to >>collect and analyze data to<< determine the availability of sources of supply and to promote the formulation of specifications that provide best value, and fair and open competition. Specifications and requirements should neither be exclusionary nor unreasonably favor any one ~~[[vender]]~~ >>bidder<< or proposer.

The process of market research begins with the intent to satisfy a legitimate County requirement. Whenever practical, the requirement should be stated in terms of performance or functionality. This means that the required "output" or "outcome" of the goods or services to be purchased should be clearly understood and defined.

During the course of market research, as more fully described in the ~~[[ISD]]~~ >>SPD<< Procurement Guidelines, County staff shall contact, whenever possible, no less than three different sources in the affected market. Documentation of such contacts shall identify the sources contacted and the date the source is contacted and shall be maintained in a manner that they may be reviewed by the Office of the Inspector General.

The Local Competition ~~[[Advocate]]~~ >>Advocate<< shall also conduct market research to identify potential barriers in solicitations to local competition. The Local Competition ~~[[Advocate]]~~ >>Advocate<< shall solicit advice from local firms regarding County solicitations to determine local capacity, capability, and products prior to issuing recommendations on any solicitation.

## **METHOD FOR PURCHASING GOODS AND SERVICES:**

### **PURCHASES OVER \$250,000**

Formal sealed written bids shall be solicited from vendors for purchases over \$250,000 in accordance with the ~~[[ISD]]~~ >>SPD<< Procurement Guidelines.

### **PURCHASES OVER \$25,000 and up to \$250,000**

Purchases over \$25,000 and up to \$250,000 shall be in accordance with the ~~[[ISD]]~~ >>SPD<< Procurement Guidelines.

### **PURCHASES UP TO \$25,000 (SMALL PURCHASE ORDERS)**

Small purchase orders represent the decentralized delegation of purchase authority to authorized personnel in County departments. Small purchase orders may not exceed \$25,000 per purchase, and shall be executed in strict accordance with the requirements of this Implementing Order and the ~~[[ISD]]~~ >>SPD<< Procurement Guidelines. Department Directors or their authorized designees are responsible for and will be held accountable for their department's appropriate use of small purchase orders and compliance with the competitive and administrative requirements and supporting documentation established in this Implementing Order and in the ~~[[ISD]]~~ >>SPD<< Procurement Guidelines. ~~[[ISD]]~~ >>SPD<< shall track the department's use of small purchase orders in order to ensure ~~[[economics]]~~ >>economies<< of scale and the benefits of leveraging the organization's spending is deriving a benefit to the taxpayers by consolidating commonly used goods and services into annual County contracts.

**PURCHASING CARDS:**

Purchasing cards may be used for certain small purchases by authorized County personnel subject to the specific dollar limitations and requirements established in the Purchasing Card Program Administrative Order (A.O. 3-35) and the Finance Department's Guidelines for the Use of Purchasing Cards, except that individual purchases are limited to \$1,000 per transaction, and a monthly limit of \$25,000 per card in total purchasing card expenditures will be enforced.

**REQUEST FOR PROPOSALS/REQUEST FOR QUALIFICATIONS:**

A Request for Proposals (RFP) or a Request for Qualifications (RFQ) is a formal written solicitation prepared and issued for the purpose of seeking responses from prospective proposers by a certain date and time as established by Miami-Dade County.

An RFP may be used when: the scope of work cannot be completely defined by the County; the required goods or services can be provided in several different ways; qualifications, experience or the quality of the goods or services to be delivered are significant factors of consideration, in addition to price; or the responses may contain varying levels of service or alternatives which lend themselves to negotiation.

An RFP may be used when the qualifications of proposers are an important selection criterion, and a particular solution or performance outcome has been established. An RFP may include, but is not limited to, applicable laws, rules, scope of services, proposer qualifications, proposal instructions, terms and conditions of the contract, and evaluation/selection criteria. Contract award is not based solely upon price; rather, there is an evaluation which may include such criteria as qualifications and experience of principals and staff; methodology and management approach; understanding of the project and the County's objective; technical superiority; financial stability; pro forma statements; experience and history of the firm; reference; and costs/revenues.

An RFQ is used to obtain statements of qualifications from proposers when the scope of services cannot or has not been completely established by the County, requiring specific qualifications in order to be considered for contract award. An ~~[[RFP]]~~ >>RFQ<< includes, but is not limited to, a brief explanation of the purpose of the RFQ, description of the service to be purchased (scope of services), required qualifications, proposal instructions, and evaluation/selection criteria. Contract awards are generally not based solely upon price; rather, there is an extensive evaluation which may include such criteria as qualifications and experience of principals and staff; technical superiority; financial stability; experience and history of the firm; and references.

An RFQ may be used, for example: when creating a pool of qualified vendors to be used on an "as needed" basis; or in a two-step process where the scope of services is incomplete and only those firms selected in the qualification phase compete under a "mini-RFP" when a particular work order or scope of services is established. For selection committee formation and performance, and for selection committee taping procedures, refer to ~~[[Administrative and]]~~ Implementing ~~[[Orders]]~~ >>Order<< 3-34.

**ACCESSING CONTRACTS FROM OTHER GOVERNMENT ENTITIES:**

The ~~[[ISD]]~~ >>SPD<< Director, may award a contract by accessing the competitively solicited contract of any other governmental or quasi-governmental entity or not-for-profit organization, provided the goods or services are not available through an existing Miami-Dade County contract at same or lower price. When accessing a contract of another entity

consisting of a pre-qualified vendor pool, the County shall conduct a competitive selection process among the pool members in accordance with [[ISD]] >>SPD<< Procurement Guidelines or instructions. When the expenditure exceeds \$1,000,000, the [[ISD]] >>SPD<< Director shall prepare a recommendation for the County Mayor's consideration. The County Mayor shall consider and may present the recommendation to the Board of County Commissioners for award.

**EMERGENCY PURCHASES:**

An emergency purchase is an unforeseen or unanticipated urgent and immediate need for goods or services where the protection of life, health, safety or welfare of the community or the preservation of public properties would not be possible using any of the other purchasing methods described in the Implementing Order, including a bid waiver.

In the event a department director or authorized designee determines that an emergency purchase is necessary, a contract may be awarded without utilizing the competitive bid procedures regardless of the amount of expenditure. Within five (5) working days after the purchase, the County department shall submit the post award requisition to [[ISD]] >>SPD<< specifying the circumstances which justified the emergency contract award. When the expenditure is in excess of \$250,000, the [[ISD]] >>SPD<< Director shall forward the documented circumstances to the County Mayor for presentation to the Board of County Commissioners for ratification.

**PILOT PROJECT AND DEVELOPMENT AGREEMENTS:**

The County Mayor or the County Mayor's designee may enter into pilot project and product demonstration agreements with County vendors or prospective County vendors for the purpose of testing and evaluating technology, products and services provided that such agreements are: (1) for a period not to exceed twelve (12) months from the initiation of the pilot project or demonstration; (2) provided at no cost to the County with the exception of any ordinary cost for County employees or consultants to review such technology, products or services; (3) do not contain any exclusive dealing, in-kind or advertising commitments by the County; (4) provide for indemnification of the County; (5) provide for County ownership of any data generated during the testing and observation period; and (6) are terminable at will by the County.

Each pilot project or product demonstration agreement shall be subject to review and approval by the County Attorney's Office for legal sufficiency prior to execution. In the event that the County seeks to procure a similar technology, product or service through the County's competitive process, any solicitation document shall include all information regarding the pilot project and the technology, product or services tested.

Pilot project and product development agreements may not serve as a basis for any non-competitive purchase other than a bid waiver or sole source purchase and may not serve as the sole basis of the public interest justification of any bid waiver.

**BID WAIVERS:**

A bid waiver is a purchase of a good or service without formal competitive bidding when it is determined to be in the best interest of the County. Formal competition may be waived by the [[ISD]] >>SPD<< for expenditures up to \$250,000 and by the Board of County Commissioners for awards greater than that amount. Bid Waiver requests shall be prepared by the user department and submitted to the [[ISD]] >>SPD<< Director, or authorized designee, for evaluation and analysis. When the expenditure exceeds \$250,000, and it is



determined to be in the County's best interest to waive competitive procedures, the ~~[[ISD]]~~ >>SPD<< Director shall consider and may present the recommendation to the County Mayor.

The County Mayor shall consider and may present the recommendation to the Board of County Commissioners for award. Additional funds and/or extensions of time that may be requested during the contract period are subject to the current authority limits for contract modification in this Implementing Order.

**~~[[CONFIRMATION (UNAUTHORIZED)]]~~ >>UNAUTHORIZED<< PURCHASES:**

~~[[A confirmation purchase is the ratification action that authorizes a prior unauthorized purchase.]]~~ An unauthorized purchase is a purchase or commitment of funds by an employee that does not have the authority to do so, or a purchase or commitment of funds by an authorized employee but not in accordance with County legislation or the procedures prescribed by this Implementing Order. ~~[[A confirmation]]~~ >>The ratification of an unauthorized<< purchase requires retroactive approval by the ~~[[ISD]]~~ >>SPD<< Director, or authorized designee, up to \$250,000, and by the Board of County Commissioners for commitments exceeding that amount. Payment for any unauthorized purchase may be deemed the responsibility of the employee that made the purchase or commitment, and shall subject said employee to disciplinary action up to and including termination. The department director having responsibility over the unauthorized purchase shall respond to the County Mayor in writing with a complete justification for all inappropriate activity, to include the disciplinary action taken, if appropriate, and the corrective action(s) implemented to prevent recurrence.

**NONCOMPETITIVE (SOLE SOURCE) PURCHASES:**

A sole source purchase is the procurement of a good or service for which there is no other vendor who can compete to provide the good or service, and an equal product or service is not available from any other supplier. When the ~~[[ISD]]~~ >>SPD<< Director, or authorized designee, is satisfied that there is only one source of supply or determines that a noncompetitive situation exists for the required goods or services, full and open competition may be waived by the ~~[[ISD]]~~ >>SPD<< Director. When the expenditure exceeds \$250,000 the ~~[[ISD]]~~ >>SPD<< Director shall prepare a recommendation for the County Mayor. The County Mayor shall consider and may present the recommendation to the Board of County Commissioners for award. Additional funds and/or extensions of time may be requested during the contract period and are subject to the current authority limits for contract modifications contained in this Implementing Order.

**JUSTIFICATION FOR BID WAIVERS AND SOLE SOURCE ACQUISITIONS:**

When a County department recommends to ~~[[ISD]]~~ >>SPD<< the use of other than full and open competition, the appropriate justification for that recommendation must be submitted to ~~[[the Procurement Management Services Division of ISD]]~~ >>SPD<< for evaluation and analysis. Using the appropriate Justification/Input Document, the user department shall, as a minimum, indicate the purpose of the acquisition, the uniqueness of the item or service, the reason waiver of the competitive process is in the County's best interest, the market research that has been performed to support such actions, and the actions proposed to enhance competition in future acquisitions.

**DEPARTMENTAL REVIEW OF TECHNICAL SPECIFICATIONS:**

When ~~[[ISD]]~~ >>SPD<< is the issuing department for solicitations, the technical review and revision of specifications of a solicitation prior to advertisement shall be completed by the

reviewing department and returned to [[ISD]] >>SPD<< in not more than fifteen (15) working days from the date received by the department. The technical review of bids or proposals prior to award shall be completed by the reviewing department and returned to [[ISD]] >>SPD<< in not more than ten (10) working days from the date received by the department. If additional time exceeding the stipulated timeframes is required, a request must be made by the Director or designee of the reviewing department to the [[ISD]] >>SPD<< Director, with a copy to the corresponding Deputy Mayor, and the [[ISD]] >>SPD<< Director may allow a reasonable time extension when appropriate. Repeated failure to meet these turnaround time requirements shall be reported by the [[ISD]] >>SPD<< Director to the County Mayor.

#### **AUTHORITY TO AWARD CONTRACTS:**

For goods and services including professional services, (other than those professional services whose selection is governed by Sec. 287.055 F.S. and Secs. 2-10.4 and 2-10.4.01 of the Miami-Dade County Code), the Board of County Commissioners shall award all contracts greater than \$1,000,000, and approve all contract modifications not contained in the paragraph below.

The County Mayor or designee ([[ISD]] >>SPD<< Director), has the authority with respect to purchases for goods and services including professional services (other than those professional services whose selection is governed by Sec. 287.055 F.S. and Secs. 2-10.4 and 2-10.4.01 of the Miami-Dade County Code) to:

- Advertise solicitations up to \$1,000,000.
- Award contracts and/or reject bids/proposals up to \$1,000,000.
- Approve awards of sole source, bid waiver, emergency, and confirmation purchases, when the award results in an amount of \$250,000 or less.
- For contracts under \$1,000,000, approve contract modifications up to a total contract amount of \$1,000,000. Any contract modification that increases the contract amount from below \$1,000,000 to over \$1,000,000 shall be approved by the Board of County Commissioners.
- For contracts having an original or modified contract amount exceeding \$1,000,000, approve contract modifications not exceeding 20% in the aggregate of the original contract amount during the course of the initial contract term, and not exceeding 20% in the aggregate of the modified contract amount during the term of any option to renew that may be exercised.
- To complete the necessary reprocurement action, extend expiring contracts for a maximum of ninety (90) days, with prorated dollar authorization, or such longer period as may be necessary to prevent the suspension or interruption of an essential County service provided such longer extension in no event exceeds 180 days following the expiration of the contract.
- Approve contract modifications that reduce the maximum value of the contract.
- Authorize departments to shift dollar allocations among multiple vendors under a single contract.
- Administer the bid protest procedure in Section 2-8.4 of the Code of Miami-Dade County.

For awards of \$1,000,000 or less, the [[ISD]] >>SPD<< Director, may render the vendor in default, award the contract to the next lowest bidder or negotiate with the next highest ranked proposer or resolicit and subject the defaulted vendor to re-procurement charges

or to forfeiture of the bid bond or security in an amount equal to the damages sustained by the County as a result of the default and recommend the vendor or contractor for debarment. For awards over \$1,000,000, the ~~[[ISD]]~~ >>SPD<< Director shall prepare a recommendation for the County Mayor. The County Mayor shall consider and may present the recommendation to the Board of County Commissioners for approval.

The County Mayor or designee (the ~~[[ISD]]~~ >>SPD<< Director) shall submit a bi-annual report to the Board of County Commissioners with a list of the contracts for goods and services exceeding \$250,000 awarded by the County Mayor or designee (the ~~[[ISD]]~~ >>SPD<< Director) during the preceding six month period.

Proposed awardees must have a complete Miami-Dade County Vendor Registration Application on file with ~~[[ISD]]~~ >>SPD<< prior to award. ~~[[ISD]]~~ >>SPD<< and the Regulatory and Economic Resources Department are responsible for determining the criteria for vendor registration and maintaining an up-to-date vendor registration system.

#### **ASSISTANCE TO SMALL & MINORITY BUSINESSES:**

It is the policy of Miami-Dade County to follow sound and prudent business practices, and to promote full and equitable participation of all segments of the community. With this goal in mind, a concerted effort is made to obtain services in accordance with the requirements of Implementing Order 3-41, administering the Small Business Enterprise (SBE) Program for Goods and Services and A.O. 3-23 Anti-discrimination in Contracting, Procurement, Bonding and Financial Services Activities.

It is the policy of Miami-Dade County that all service contractors performing covered services pay employees providing the covered services no less than the applicable Living Wage, with or without health benefits, in accordance with Section 2-8.9 of the Code of Miami-Dade County and as detailed in A.O. 3-30.

#### **ETHICS:**

County employees must discharge their duties impartially to assure fair and competitive access to governmental procurement by responsible contractors. It is essential that those doing business with the County also observe the ethical standards prescribed in Section 2-11.1 (i) of the Miami-Dade County Code, the Conflict of Interest and Code of Ethics Ordinance, and the Cone of Silence Ordinance at Section 2-11.1 (t) of the Miami-Dade County Code and described in A.O. 3-27.

Pursuant to Section 2-8.1 (h) (ii) of the Code and ~~[[AO]]~~ >>Administrative Order<< 3-29 Prohibiting County Contracting with Individuals and Entities Who are in Arrears to the County, it is the policy of Miami-Dade County to promote efficient and effective financial administration, while ensuring fair and equitable contracting practices; therefore, contractors that are in arrears in excess of \$25,000 and are delinquent for greater than 180 days to the County are prohibited from obtaining new County contracts, extensions of contracts or new purchase orders, until such time as the arrearage has been paid in full or the County has agreed in writing to an approved payment plan.

The Audit and Management Services Department, Office of the Commission Auditor and the Office of the Inspector General may perform random audits of ISD and County department compliance with all legislative and contract requirements in the competition and processing of purchases, including small purchase orders. Departments will be responsible for providing these auditing entities access to all information and

documentation required for their oversight of all purchases.

**>>OTHER PROCUREMENT LEGISLATION:**

Other legislation governing the procurement process includes but is not limited to:

- Bid Protest Ordinance, Section 2-8.4 of the Miami-Dade County Code and Implementing Order No. 3-21;
- Buy American Iron and Steel Products Procurement Program, Section 2-8.2.6.1 of the Miami-Dade County Code;
- Citizens Independent Transportation Trust (CITT), Section 29-124(f) of the Miami-Dade County Code;
- Competitive Bidding for Bond Transaction, Underwriters Pool, Section 2-10.6 of Miami-Dade County Code;
- Construction Safety Records of Prospective Contractors in Responsibility Review, Resolution No. R-1181-18;
- Contractors-Individuals' Disclosure of Felonies in the Past 10 Years (at time of proposal submittal), Sec. 2-8.6 of the Miami-Dade County Code;
- Cybersecurity and Information Technology Procurement and Protection Program, Section 2-8.2.6.2 of the Miami-Dade County Code; Due Diligence performed to determine the Contractor's responsibility, Resolution No. R-187-12
- Disclosure to Board of reasons goods and services are not being procured through local businesses, Resolution No. R-477-18;
- Diversity in Contracting, Resolution No. R-1106-15;
- Fair subcontracting practices. Section 2-8.8 of the Miami-Dade County Code;
- General Obligation Bond Procurement for Capital Project Contracts, of the Miami-Dade County Code Sec. 2-8.2.10;
- Independent Private Sector Inspector General, A.O. 3-20;
- Labor Peace Agreement for Airport Concessions, Resolution No. R-148-07;
- Lobbyist Registration, Section 2-11.1 (s) of the Miami-Dade County Code;
- Local Preference Ordinance, Section 2-8.5 of the Miami-Dade County Code;
- Local Products Preference; Resolution No. R-422-15;
- Miami-Dade Water and Sewer Department Contracting Authority, Sec. 2-8.2.11, and Consent Decree and Capital Improvement Programs Acceleration Ordinance. Sec. 2-8.2.12 of the Miami-Dade County Code;
- Nondiscrimination of Contractor Practices toward Employees, Sec. 2-8.1.5, of the Miami-Dade County Code;
- Office of the Inspector General, Section 2-1076 of the Miami-Dade County Code;
- Outsourcing, Evaluate In-House Capabilities Prior to Utilizing Outside Consultants, Resolution No. R-1204-05;
- Paid Sick Leave for Security Guard Service Contracts, Sec. 2-8-11, of the Miami-Dade County Code;
- Purchase of Disposable Polystyrene Products, Resolution No. R-500-16;
- Service Veteran Business Enterprise Preference, Section 2-8.5.1 of the County Code;
- Taping of selection committee and negotiation committee proceedings required, Section 2-8.1.1.1. of the Miami-Dade County Code; and
- User Access Program (UAP) Section 2-8.10 of the Miami-Dade County Code.;
- Other state and federal legislation, as applicable.<<

**OPERATING BUDGET  
APPROPRIATION SCHEDULES**

**AMERICAN RESCUE PLAN ACT (ARPA)  
Grants  
(Fund SR012)**

<u>Revenues:</u>	<u>2022-23</u>
Carryover	<u>\$178,630,000</u>
 <u>Expenditures:</u>	
Reimburse Public Safety Expenditures (Fund G1001)	\$134,937,000
Reimburse Solid Waste Residential Collections (Funds EW018)	40,000,000
Reimburse Miami-Dade Economic Advocacy Trust (Fund G3001)	375,000
Reimburse Regulatory and Economic Resources (Various Funds)	<u>3,318,000</u>
 Total	 <u>\$178,630,000</u>

**COUNTYWIDE EMERGENCY CONTINGENCY RESERVE FUND  
(Fund G1002)**

<u>Revenues:</u>	<u>2022-23</u>
Carryover	\$55,704,000
Interest Earnings	<u>105,000</u>
 Total	 <u>\$55,809,000</u>
 <u>Expenditures:</u>	
Countywide Emergency Contingency Reserve*	<u>\$55,809,000</u>

\*Note: \$1,152,089 of this reserve has been designated for the purchase of hurricane shelter supplies, and other emergency preparedness in the event a disaster is declared.

**CONSTITUTIONAL OFFICERS RESERVE  
(Fund G1003)**

<u>Revenues:</u>	<u>2022-23</u>
Carryover	<u>\$7,161,000</u>
 <u>Expenditures:</u>	
Constitutional Officers Reserve	<u>\$7,161,000</u>

**MIAMI-DADE RESCUE PLAN INFRASTRUCTURE PROJECTS  
(Fund G1004)**

<u>Revenues:</u>	<u>2022-23</u>
Carryover	\$107,900,000
Transfer from Countywide General Fund (Fund G1001)	<u>2,000,000</u>
 Total	 <u>\$109,900,000</u>
 <u>Expenditures:</u>	
Infrastructure Project Expenditures	<u>\$109,900,000</u>

**MIAMI-DADE RESCUE PLAN - DISTRICT DESIGNATED PROJECTS  
(Fund G1005)**

<b><u>Revenues:</u></b>	<b><u>2022-23</u></b>
Carryover	\$26,000,000
Transfer from Countywide General Fund (Fund G1001)	<u>13,000,000</u>
Total	<u>\$39,000,000</u>
<b><u>Expenditures:</u></b>	
District Designated Projects Expenditures	<u>\$39,000,000</u>

**MIAMI-DADE RESCUE PLAN - ECONOMIC AND SOCIAL PROJECTS  
(Fund G1006)**

<b><u>Revenues:</u></b>	<b><u>2022-23</u></b>
Carryover	\$49,307,000
Transfer from Countywide General Fund (Fund G1001)	<u>113,922,000</u>
Total	<u>\$163,229,000</u>
<b><u>Expenditures:</u></b>	
Economic And Social Projects Expenditures	<u>\$163,229,000</u>

**MIAMI-DADE RESCUE PLAN - CONTINUATION OF COUNTY SERVICES  
(Fund G1007)**

<b><u>Revenues:</u></b>	<b><u>2022-23</u></b>
Transfer from Countywide General Fund (Fund G1001)	<u>\$6,015,000</u>
<b><u>Expenditures:</u></b>	
Future Budget Shortfall Reserve	<u>\$6,015,000</u>

**MIAMI-DADE FIRE RESCUE  
Fire Rescue District  
(Fund SF001)**

<u>Revenues:</u>	<u>2022-23</u>
Property Taxes (Tax Roll: 213,164,960)	\$485,308,000
Transfer from Countywide General Fund (Fund G1001, Police Rental Space)	200,000
Carryover	21,457,000
Ground Transport Fees	23,200,000
Plans Review and Permit Fees	7,500,000
Inspection Fees	7,000,000
Managed Care Program	6,000,000
Other Fire Prevention Fees	2,091,000
Special Services Revenue	3,000,000
Reimbursement from Miami-Dade Aviation Department	1,578,000
Reimbursement from Miami-Dade Seaport Department	6,149,000
Reimbursement from CPE Certified Expenditure	7,000,000
Interest Earnings	190,000
Rental Office Space	577,000
Miscellaneous Fees	<u>595,000</u>
 Total	 <u>\$571,845,000</u>

<u>Expenditures:</u>	
Fire Protection and Emergency Medical Rescue Operations	\$513,034,000
Administrative Reimbursement	15,356,000
Intergovernmental Transfer (IGT) Expenditures	1,800,000
Transfer to Debt Service (Fund 213, Projects 213625, 214103, and 298502)	5,826,000
Transfer to Anti-Venom Program (Fund SF005)	641,000
Transfer to Capital Program (Fund SF010)	23,616,000
Operating Reserves	10,072,000
Reserve for Tax Equalization	<u>1,500,000</u>
 Total	 <u>\$571,845,000</u>

**Air Rescue  
(Fund SF002)**

<u>Revenues:</u>	<u>2022-23</u>
Transfer from Countywide General Fund (Fund G1001)	<u>\$15,928,000</u>

<u>Expenditures:</u>	
Operating Expenditures	<u>\$15,928,000</u>

**Hazardous Materials Trust Fund  
(Fund SF004)**

<u>Revenues:</u>	<u>2022-23</u>
Carryover	\$155,000
Interest Earnings	<u>1,000</u>
 Total	 <u>\$156,000</u>

<u>Expenditures:</u>	
Trust Fund Activities	<u>\$156,000</u>



**Anti-Venom Program  
(Fund SF005)**

<u>Revenues:</u>	<u>2022-23</u>
Transfer from Fire Rescue District (Fund SF001)	\$641,000
Miscellaneous Fees	<u>300,000</u>
Total	<u>\$941,000</u>
<u>Expenditures:</u>	
Anti-Venom Program Expenditures	<u>\$941,000</u>

**Lifeguarding, Ocean Rescue Services and Communications  
(Fund SF005)**

<u>Revenues:</u>	<u>2022-23</u>
Transfer from Countywide General Fund (Fund G1001)	<u>\$23,457,000</u>
<u>Expenditures:</u>	
Communications Expenditures	\$17,204,000
Lifeguarding and Ocean Rescue Expenditures	<u>6,253,000</u>
Total	<u>\$23,457,000</u>

**MIAMI-DADE FIRE RESCUE  
Fire Contingency Reserve Fund  
(Fund SF007)**

<u>Revenues:</u>	<u>2022-23</u>
Carryover	\$11,682,000
Interest Earnings	<u>20,000</u>
Total	<u>\$11,702,000</u>
<u>Expenditures:</u>	
Reserves	<u>\$11,702,000</u>

**MIAMI-DADE AVIATION FIRE RESCUE  
(Fund SF008)**

<u>Revenues:</u>	<u>2022-23</u>
Transfer from Miami International Airport	<u>\$35,661,000</u>
<u>Expenditures:</u>	
Miami-Dade Aviation Fire Rescue Services	<u>\$35,661,000</u>

**MIAMI-DADE ECONOMIC ADVOCACY TRUST**  
**Economic Development Program**  
**(Fund G3001)**

<b><u>Revenues:</u></b>	<b><u>2022-23</u></b>
Transfer from Countywide General Fund	\$1,821,000
Transfer from Teen Court Program (Fund S1013)	62,000
Transfer from Affordable Housing Program (Fund SC003)	<u>350,000</u>
Total	<u>\$2,233,000</u>
<b><u>Expenditures:</u></b>	
Total Operating Expenditures	<u>\$2,233,000</u>

**ANIMAL SERVICES DEPARTMENT**  
**Animal Care and Control**  
**(Fund G3002)**

<b><u>Revenues:</u></b>	<b><u>2022-23</u></b>
Transfer From County General Fund	\$22,513,000
Animal License Fees from Licensing Stations	6,900,000
Animal License Fees from Shelter	1,950,000
Code Violation Fines	1,400,000
Animal Shelter Fees	1,517,000
Miscellaneous Revenues	80,000
Surcharge Revenues	<u>100,000</u>
Total	<u>\$34,460,000</u>
<b><u>Expenditures:</u></b>	
Operating Expenditures	<u>\$34,460,000</u>

**MIAMI-DADE POLICE DEPARTMENT (MDPD)  
911 Emergency Fee  
(Funds G3004 - 3006)**

<u>Revenues:</u>	<u>2022-23</u>
Carryover	\$7,971,000
911 Landline Emergency Fee	2,539,000
911 Wireless Fee	9,004,000
911 Prepaid	2,424,000
Interest Earnings	<u>52,000</u>
 Total	 <u>\$21,990,000</u>

<u>Expenditures:</u>	
Miami-Dade Police Department Expenditures	\$13,306,000
Disbursements to Municipalities	5,235,000
Reserve for Future Capital Equipment Acquisition	<u>3,449,000</u>
 Total	 <u>\$21,990,000</u>

**MIAMI-DADE POLICE DEPARTMENT (MDPD)  
Municipal Police Services Account  
(Fund G3007)**

<u>Revenues:</u>	<u>2022-23</u>
Revenues from Miami-Dade Aviation Department	\$43,468,000
Revenues from Miami-Dade Port of Miami	14,742,000
Contractual Payments for MDPD Computer Aided Dispatch System	30,000
Village of Palmetto Bay Local Police Patrol Services Contractual Payment	9,630,000
Village of Palmetto Bay Optional Service Payment	90,000
Town of Miami Lakes Local Police Patrol Services Contractual Payment	9,663,000
City of Doral Optional Service Payment	230,000
Town of Cutler Bay Local Police Patrol Services Contractual Payment	11,074,000
Town of Cutler Bay Optional Service Payment	195,000
City of South Miami Optional Service Payment	<u>75,000</u>
 Total	 <u>\$89,197,000</u>

<u>Expenditures:</u>	
Miami-Dade Aviation Department Police Services	\$43,468,000
Port of Miami Police Services	14,742,000
MDPD Computer Aided Dispatch System	30,000
MDPD Local Police Patrol Expenditures for Village of Palmetto Bay	9,630,000
MDPD Optional Service Expenditures for Village of Palmetto Bay	90,000
MDPD Local Police Patrol Expenditures for Town of Miami Lakes	9,663,000
MDPD Optional Service Expenditures for the City of Doral	230,000
MDPD Local Police Patrol Expenditures for the Town of Cutler Bay	11,074,000
MDPD Optional Service Expenditures for the Town of Cutler Bay	195,000
MDPD Optional Service Expenditures for the City of South Miami (School Crossing Guards)	<u>75,000</u>
 Total	 <u>\$89,197,000</u>

**REGULATORY AND ECONOMIC RESOURCES**  
**Business Affairs Operations**  
**(Fund G3008-G3009)**

<u>Revenues:</u>	<u>2022-23</u>
Transfer from Countywide General Fund (Fund G1001)	\$1,983,000
Carryover	2,092,000
Code Fines and Lien Collections	576,000
Fees and Charges	81,000
Licenses and Permits	3,266,000
Local Business Tax Receipt	571,000
Other Revenues	87,000
Interagency Transfers	<u>116,000</u>
 Total	 <u>\$8,772,000</u>

<u>Expenditures:</u>	
Operating Expenditures	\$6,658,000
Administrative Reimbursement	118,000
Operating Reserve	<u>1,996,000</u>
 Total	 <u>\$8,772,000</u>

**TRANSPORTATION AND PUBLIC WORKS**  
**Passenger Transportation Regulation Operations**  
**(Fund G3010)**

<u>Revenues:</u>	<u>2022-23</u>
Carryover	\$5,079,000
Fees and Charges	3,136,000
Interest Earnings	9,000
Code Fines and Lien Collections	204,000
Interagency Transfers	<u>50,000</u>
 Total	 <u>\$8,478,000</u>

<u>Expenditures:</u>	
Operating Expenditures	\$4,437,000
Administrative Reimbursement	127,000
Operating Reserve	<u>3,914,000</u>
 Total	 <u>\$8,478,000</u>

**CLERK OF COURTS  
Non-Court Related Clerk Fees  
(Fund G3011)**

<u>Revenues:</u>	<u>2022-23</u>
Transfer from Countywide General Fund (Fund G1001)	\$8,146,000
Value Adjustment Board	475,000
Marriage License Fees	1,342,500
County Recorder	10,007,000
Clerk of the Board (Transfer from Lobbyist Trust Fund)	300,000
Miscellaneous Revenues	240,500
Interagency Transfers	742,000
Intradepartmental Transfers	<u>5,596,000</u>
 Total	 <u>\$26,849,000</u>

<u>Expenditures:</u>	
Non-Court Operations	<u>\$26,849,000</u>

**REGULATORY AND ECONOMIC RESOURCES  
Environmental Resources Management Operations  
(Funds G3012-G3015)**

<u>Revenues:</u>	<u>2022-23</u>
Carryover	\$53,632,000
Transfer from Countywide General Fund (Fund G1001)	3,422,000
Transfer from UMSA General Fund (Fund G1001)	140,000
Transfer from Environmentally Endangered Lands (Fund G2001)	1,713,000
Licenses and Permits	20,100,000
Code Fines/Lien Collections	64,000
Fees and Charges	39,415,000
Other Revenues	1,267,000
Interagency Transfer	<u>1,501,000</u>
 Total	 <u>\$121,254,000</u>

<u>Expenditures:</u>	
Operating Expenditures	\$83,885,000
Transfer to Parks, Recreation and Open Spaces - Wellfield Remediation Projects	3,750,000
Administrative Reimbursement	2,159,000
Operating Reserve	<u>31,460,000</u>
 Total	 <u>\$121,254,000</u>

**ADMINISTRATIVE OFFICE OF THE COURTS (AOC)  
(Fund G3017)**

<b><u>Revenues:</u></b>	<b><u>2022-23</u></b>
Transfer from Countywide General Fund (Fund G1001)	\$22,853,000
Criminal Court Costs (25% of \$65 surcharge)	217,000
Criminal Court Costs (\$85 surcharge)	899,000
Criminal and Civil Court Costs (\$15 surcharge)	<u>2,341,000</u>
Total	<u>\$26,310,000</u>
<b><u>Expenditures:</u></b>	
Debt Service	\$295,000
Operating Expenditures	<u>26,015,000</u>
Total	<u>\$26,310,000</u>

**COMMUNICATIONS AND CUSTOMER EXPERIENCE  
(Fund G3018)**

<b><u>Revenues:</u></b>	<b><u>2022-23</u></b>
Transfer from Countywide General Fund	\$11,261,000
Transfer from Unincorporated Municipal Services Area General Fund	2,993,000
Communications Funding Model	9,184,000
Miscellaneous Charges	<u>140,000</u>
Total	<u>\$23,578,000</u>
<b><u>Expenditures:</u></b>	
Operating Expenditures	<u>\$23,578,000</u>

**MIAMI-DADE POLICE DEPARTMENT (MPD)  
External Police Services Account  
(Fund G3019)**

<b><u>Revenue:</u></b>	<b><u>2022-23</u></b>
Carryover	\$2,096,000
Revenues from Off Duty Police Service	<u>18,000,000</u>
Total	<u>\$20,096,000</u>
<b><u>Expenditures:</u></b>	
Off-Duty Police Services Expenses	\$17,227,000
Off-Duty Police Services Reserve	<u>2,869,000</u>
Total	<u>\$20,096,000</u>

**MIAMI-DADE POLICE DEPARTMENT (MPD)  
Diversion Program  
(Fund G3021)**

<u>Revenue:</u>	<u>2022-23</u>
Carryover	\$2,403,000
Fines and Forfeitures	<u>300,000</u>
Total	<u>\$2,703,000</u>
<u>Expenditures:</u>	
Diversion Program	\$161,000
Diversion Program Reserves	<u>2,542,000</u>
Total	<u>\$2,703,000</u>

**MIAMI-DADE POLICE DEPARTMENT (MPD)  
External Police Services Account  
(Fund G3022)**

<u>Revenue:</u>	<u>2022-23</u>
Carryover	\$888,000
Other Revenues from MDPD eCrash Program	<u>190,000</u>
Total	<u>\$1,078,000</u>
<u>Expenditures:</u>	
MPD eCrash Program	\$702,000
MPD eCrash Program Reserves	<u>376,000</u>
Total	<u>\$1,078,000</u>

**HUMAN RESOURCES  
Human Rights and Fair Employment Administration  
(Fund G3025)**

<u>Revenues:</u>	<u>2022-23</u>
Transfer from Countywide General Fund (Fund G1001)	\$1,300,000
Transfer from Unincorporated Municipal Services Area General Fund (Fund G1001)	345,000
Interagency Transfers	120,000
Federal Grants and Contracts	<u>78,000</u>
Total	<u>\$1,843,000</u>
<u>Expenditures:</u>	
Operating Expenditures	<u>\$1,843,000</u>

**AUDIT AND MANAGEMENT SERVICES  
Internal Operations  
(Fund G3026)**

<u>Revenues:</u>	<u>2022-23</u>
Charges for Audits or Special Studies	<u>\$2,297,000</u>
<u>Expenditures:</u>	
Special Audit Services	<u>\$2,297,000</u>

**BOARD OF COUNTY COMMISSIONERS  
OFFICE OF COMMUNITY ADVOCACY  
(Fund G3027)**

<u>Revenues:</u>	<u>2022-23</u>
Carryover	<u>\$71,000</u>
<u>Expenditures:</u>	
Community Advocacy Reserves	<u>\$71,000</u>

**BOARD OF COUNTY COMMISSIONERS  
OFFICE OF AGENDA COORDINATION  
(Fund G3028)**

<u>Revenues:</u>	<u>2022-23</u>
Carryover	<u>\$548,000</u>
<u>Expenditures:</u>	
Transfer to Countywide General Fund (Fund G1001)	\$351,000
Transfer to Unincorporated Municipal Service Area General Fund (Fund G1001)	99,000
Agenda Coordination Reserves	<u>98,000</u>
Total	<u>\$548,000</u>

**BOARD OF COUNTY COMMISSIONERS  
OFFICE OF COMMISSION AUDITOR  
(Fund G3029)**

<u>Revenues:</u>	<u>2022-23</u>
Carryover	<u>\$506,000</u>
<u>Expenditures:</u>	
Transfer to Countywide General Fund (Fund G1001)	\$312,000
Transfer to Unincorporated Municipal Service Area General Fund (Fund G1001)	88,000
Commission Auditor Reserves	<u>106,000</u>
Total	<u>\$506,000</u>



BOARD OF COUNTY COMMISSIONERS  
COMMISSION DISTRICT 1  
(Fund G3030)

<b><u>Revenues:</u></b>	<b><u>2022-23</u></b>
Carryover	<u>\$550,000</u>
<b><u>Expenditures:</u></b>	
District 1 Reserves	<u>\$550,000</u>

BOARD OF COUNTY COMMISSIONERS  
COMMISSION DISTRICT 2  
(Fund G3031)

<b><u>Revenues:</u></b>	<b><u>2022-23</u></b>
Carryover	<u>\$183,000</u>
<b><u>Expenditures:</u></b>	
District 2 Reserves	<u>\$183,000</u>

BOARD OF COUNTY COMMISSIONERS  
COMMISSION DISTRICT 3  
(Fund G3032)

<b><u>Revenues:</u></b>	<b><u>2022-23</u></b>
Carryover	<u>\$1,002,000</u>
<b><u>Expenditures:</u></b>	
District 3 Reserves	<u>\$1,002,000</u>

BOARD OF COUNTY COMMISSIONERS  
COMMISSION DISTRICT 4  
(Fund G3033)

<b><u>Revenues:</u></b>	<b><u>2022-23</u></b>
Carryover	<u>\$874,000</u>
<b><u>Expenditures:</u></b>	
District 4 Reserves	<u>\$874,000</u>

BOARD OF COUNTY COMMISSIONERS  
COMMISSION DISTRICT 6  
(Fund G3034)

<b><u>Revenues:</u></b>	<b><u>2022-23</u></b>
Carryover	<u>\$1,225,000</u>
<b><u>Expenditures:</u></b>	
District 6 Reserves	<u>\$1,225,000</u>

BOARD OF COUNTY COMMISSIONERS  
COMMISSION DISTRICT 8  
(Fund G3035)

<b><u>Revenues:</u></b>	<b><u>2022-23</u></b>
Carryover	<u>\$643,000</u>
<b><u>Expenditures:</u></b>	
District 8 Reserves	<u>\$643,000</u>

BOARD OF COUNTY COMMISSIONERS  
COMMISSION DISTRICT 10  
(Fund G3036)

<b><u>Revenues:</u></b>	<b><u>2022-23</u></b>
Carryover	<u>\$1,121,000</u>
<b><u>Expenditures:</u></b>	
District 10 Reserves	<u>\$1,121,000</u>

BOARD OF COUNTY COMMISSIONERS  
COMMISSION DISTRICT 11  
(Fund G3037)

<b><u>Revenues:</u></b>	<b><u>2022-23</u></b>
Carryover	<u>\$20,000</u>
<b><u>Expenditures:</u></b>	
District 11 Reserves	<u>\$20,000</u>

BOARD OF COUNTY COMMISSIONERS  
COMMISSION DISTRICT 12  
(Fund G3038)

<b><u>Revenues:</u></b>	<b><u>2022-23</u></b>
Carryover	<u>\$1,281,000</u>
<b><u>Expenditures:</u></b>	
District 12 Reserves	<u>\$1,281,000</u>

BOARD OF COUNTY COMMISSIONERS  
COMMISSION DISTRICT 13  
(Fund G3039)

<b><u>Revenues:</u></b>	<b><u>2022-23</u></b>
Carryover	<u>\$1,349,000</u>
<b><u>Expenditures:</u></b>	
District 13 Reserves	<u>\$1,349,000</u>

**BOARD OF COUNTY COMMISSIONERS  
OFFICE OF INTERGOVERNMENTAL AFFAIRS  
(Fund G3040)**

<u>Revenues:</u>	<u>2022-23</u>
Carryover	<u>\$310,000</u>
 <u>Expenditures:</u>	
Transfer to Countywide General Fund (Fund G1001)	\$156,000
Transfer to Unincorporated Municipal Service Area General Fund (Fund G1001)	44,000
Intergovernmental Affairs Reserves	<u>110,000</u>
 Total	 <u>\$310,000</u>

**BOARD OF COUNTY COMMISSIONERS  
OFFICE OF THE CHAIR  
(Fund G3041)**

<u>Revenues:</u>	<u>2022-23</u>
Carryover	<u>\$119,000</u>
 <u>Expenditures:</u>	
Office of the Chair Reserves	<u>\$119,000</u>

**BOARD OF COUNTY COMMISSIONERS  
MEDIA  
(Fund G3042)**

<u>Revenues:</u>	<u>2022-23</u>
Carryover	<u>\$159,000</u>
 <u>Expenditures:</u>	
Media Reserves	<u>\$159,000</u>

**BOARD OF COUNTY COMMISSIONERS  
PROTOCOL  
(Fund G3043)**

<u>Revenues:</u>	<u>2022-23</u>
Carryover	<u>\$57,000</u>
 <u>Expenditures:</u>	
Protocol Reserves	<u>\$57,000</u>

**BOARD OF COUNTY COMMISSIONERS  
SUPPORT STAFF SERVICES  
(Fund G3044)**

<u>Revenues:</u>	<u>2022-23</u>
Carryover	<u>\$282,000</u>
 <u>Expenditures:</u>	
Support Staff Services Reserves	<u>\$282,000</u>

**DISTRICT 10 MOM AND POP PROGRAM  
(Fund G3061)**

<u>Revenues:</u>	<u>2022-23</u>
Carryover	\$91,000
Transfer from Countywide General Fund (Fund G1001)	<u>86,769</u>
Total	<u>\$177,769</u>
<u>Expenditures:</u>	
District 10 Mom and Pop Expenses	<u>\$177,769</u>

**DISTRICT 11 MOM AND POP PROGRAM  
(Fund G3062)**

<u>Revenues:</u>	<u>2022-23</u>
Carryover	\$99,000
Transfer from Countywide General Fund (Fund G1001)	<u>86,769</u>
Total	<u>\$185,769</u>
<u>Expenditures:</u>	
District 11 Mom and Pop Expenses	<u>\$185,769</u>

**DISTRICT 12 MOM AND POP PROGRAM  
(Fund G3063)**

<u>Revenues:</u>	<u>2022-23</u>
Carryover	\$92,000
Transfer from Countywide General Fund (Fund G1001)	<u>86,769</u>
Total	<u>\$178,769</u>
<u>Expenditures:</u>	
District 12 Mom and Pop Expenses	<u>\$178,769</u>

**DISTRICT 13 MOM AND POP PROGRAM  
(Fund G3064)**

<u>Revenues:</u>	<u>2022-23</u>
Carryover	\$153,000
Transfer from Countywide General Fund (Fund G1001)	<u>86,769</u>
Total	<u>\$239,769</u>
<u>Expenditures:</u>	
District 13 Mom and Pop Expenses	<u>\$239,769</u>

**DISTRICT 1 MOM AND POP PROGRAM  
(Fund G3065)**

<u>Revenues:</u>	<u>2022-23</u>
Carryover	\$96,000
Transfer from Countywide General Fund (Fund G1001)	<u>86,769</u>
Total	<u>\$182,769</u>
<u>Expenditures:</u>	
District 1 Mom and Pop Expenses	<u>\$182,769</u>

**DISTRICT 2 MOM AND POP PROGRAM  
(Fund G3066)**

<u>Revenues:</u>	<u>2022-23</u>
Carryover	\$213,000
Transfer from Countywide General Fund (Fund G1001)	<u>86,769</u>
Total	<u>\$299,769</u>
<u>Expenditures:</u>	
District 2 Mom and Pop Expenses	<u>\$299,769</u>

**DISTRICT 3 MOM AND POP PROGRAM  
(Fund G3067)**

<u>Revenues:</u>	<u>2022-23</u>
Carryover	\$170,000
Transfer from Countywide General Fund (Fund G1001)	<u>86,769</u>
Total	<u>\$256,769</u>
<u>Expenditures:</u>	
District 3 Mom and Pop Expenses	<u>\$256,769</u>

**DISTRICT 4 MOM AND POP PROGRAM  
(Fund G3068)**

<u>Revenues:</u>	<u>2022-23</u>
Carryover	\$124,000
Transfer from Countywide General Fund (Fund G1001)	<u>86,769</u>
Total	<u>\$210,769</u>
<u>Expenditures:</u>	
District 4 Mom and Pop Expenses	<u>\$210,769</u>

**DISTRICT 5 MOM AND POP PROGRAM  
(Fund G3069)**

<b><u>Revenues:</u></b>	<b><u>2022-23</u></b>
Carryover	\$109,000
Transfer from Countywide General Fund (Fund G1001)	<u>86,769</u>
Total	<u>\$195,769</u>
<b><u>Expenditures:</u></b>	
District 5 Mom and Pop Expenses	<u>\$195,769</u>

**DISTRICT 6 MOM AND POP PROGRAM  
(Fund G3070)**

<b><u>Revenues:</u></b>	<b><u>2022-23</u></b>
Carryover	\$87,000
Transfer from Countywide General Fund (Fund G1001)	<u>86,769</u>
Total	<u>\$173,769</u>
<b><u>Expenditures:</u></b>	
District 6 Mom and Pop Expenses	<u>\$173,769</u>

**DISTRICT 7 MOM AND POP PROGRAM  
(Fund G3071)**

<b><u>Revenues:</u></b>	<b><u>2022-23</u></b>
Carryover	\$116,000
Transfer from Countywide General Fund (Fund G1001)	<u>86,769</u>
Total	<u>\$202,769</u>
<b><u>Expenditures:</u></b>	
District 7 Mom and Pop Expenses	<u>\$202,769</u>

**DISTRICT 8 MOM AND POP PROGRAM  
(Fund G3072)**

<u>Revenues:</u>	<u>2022-23</u>
Carryover	\$91,000
Transfer from Countywide General Fund (Fund G1001)	<u>86,769</u>
Total	<u>\$177,769</u>
<u>Expenditures:</u>	
District 8 Mom and Pop Expenses	<u>\$177,769</u>

**DISTRICT 9 MOM AND POP PROGRAM  
(Fund G3073)**

<u>Revenues:</u>	<u>2022-23</u>
Carryover	\$105,000
Transfer from Countywide General Fund (Fund G1001)	<u>86,769</u>
Total	<u>\$191,769</u>
<u>Expenditures:</u>	
District 9 Mom and Pop Expenses	<u>\$191,769</u>

**BOARD OF COUNTY COMMISSIONERS  
COMMISSION DISTRICT 5  
(Fund G3075)**

<u>Revenues:</u>	<u>2022-23</u>
Carryover	<u>\$9,000</u>
<u>Expenditures:</u>	
District 5 Reserves	<u>\$9,000</u>

**BOARD OF COUNTY COMMISSIONERS  
COMMISSION DISTRICT 7  
(Fund G3076)**

<u>Revenues:</u>	<u>2022-23</u>
Carryover	<u>\$514,000</u>
<u>Expenditures:</u>	
District 7 Reserves	<u>\$514,000</u>

**BOARD OF COUNTY COMMISSIONERS  
COMMISSION DISTRICT 9  
(Fund G3077)**

<b><u>Revenues:</u></b>	<b><u>2022-23</u></b>
Carryover	<u>\$184,000</u>
<b><u>Expenditures:</u></b>	
District 9 Reserves	<u>\$184,000</u>

**BOARD OF COUNTY COMMISSIONERS  
JAY MOLINA INTERNATIONAL TRADE CONSORTIUM (ITC)  
(Fund G3090)**

<b><u>Revenues:</u></b>	<b><u>2022-23</u></b>
Carryover	<u>\$395,000</u>
<b><u>Expenditures:</u></b>	
Transfer to Countywide General Fund (Fund G1001)	<u>\$234,000</u>
Transfer to Unincorporated Municipal Service Area General Fund (Fund G1001)	<u>66,000</u>
International Trade Consortium Reserves	<u>95,000</u>
<b>Total</b>	<b><u>\$395,000</u></b>

**BOARD OF COUNTY COMMISSIONERS  
OFFICE OF POLICY AND BUDGETARY AFFAIRS  
(Fund G3091)**

<b><u>Revenues:</u></b>	<b><u>2022-23</u></b>
Carryover	<u>\$32,000</u>
<b><u>Expenditures:</u></b>	
Policy and Budgetary Affairs Reserves	<u>\$32,000</u>

**DISTRICT 1 COMMUNITY-BASED ORGANIZATION (CBO) DISCRETIONARY RESERVE  
(Fund G3092)**

<b><u>Revenues:</u></b>	<b><u>2022-23</u></b>
Transfer from Countywide General Fund (Fund G1001)	<u>\$325,000</u>
<b><u>Expenditures:</u></b>	
District 1 CBO Discretionary Reserve	<u>\$325,000</u>



**DISTRICT 2 COMMUNITY-BASED ORGANIZATION (CBO) DISCRETIONARY RESERVE  
(Fund G3093)**

<b><u>Revenues:</u></b>	<b><u>2022-23</u></b>
Transfer from Countywide General Fund (Fund G1001)	<u>\$325,000</u>

<b><u>Expenditures:</u></b>	
District 2 CBO Discretionary Reserve	<u>\$325,000</u>

**DISTRICT 3 COMMUNITY-BASED ORGANIZATION (CBO) DISCRETIONARY RESERVE  
(Fund G3094)**

<b><u>Revenues:</u></b>	<b><u>2022-23</u></b>
Transfer from Countywide General Fund (Fund G1001)	<u>\$325,000</u>

<b><u>Expenditures:</u></b>	
District 3 CBO Discretionary Reserve	<u>\$325,000</u>

**DISTRICT 4 COMMUNITY-BASED ORGANIZATION (CBO) DISCRETIONARY RESERVE  
(Fund G3095)**

<b><u>Revenues:</u></b>	<b><u>2022-23</u></b>
Transfer from Countywide General Fund (Fund G1001)	<u>\$325,000</u>

<b><u>Expenditures:</u></b>	
District 4 CBO Discretionary Reserve	<u>\$325,000</u>

**DISTRICT 5 COMMUNITY-BASED ORGANIZATION (CBO) DISCRETIONARY RESERVE  
(Fund G3096)**

<b><u>Revenues:</u></b>	<b><u>2022-23</u></b>
Transfer from Countywide General Fund (Fund G1001)	<u>\$325,000</u>

<b><u>Expenditures:</u></b>	
District 5 CBO Discretionary Reserve	<u>\$325,000</u>

**DISTRICT 6 COMMUNITY-BASED ORGANIZATION (CBO) DISCRETIONARY RESERVE  
(Fund G3097)**

<b><u>Revenues:</u></b>	<b><u>2022-23</u></b>
Transfer from Countywide General Fund (Fund G1001)	<u>\$325,000</u>

<b><u>Expenditures:</u></b>	
District 6 CBO Discretionary Reserve	<u>\$325,000</u>

**DISTRICT 7 COMMUNITY-BASED ORGANIZATION (CBO) DISCRETIONARY RESERVE  
(Fund G3098)**

<b><u>Revenues:</u></b>	<b><u>2022-23</u></b>
Transfer from Countywide General Fund (Fund G1001)	<u>\$325,000</u>

<b><u>Expenditures:</u></b>	
District 7 CBO Discretionary Reserve	<u>\$325,000</u>

**DISTRICT 8 COMMUNITY-BASED ORGANIZATION (CBO) DISCRETIONARY RESERVE  
(Fund G3099)**

<b><u>Revenues:</u></b>	<b><u>2022-23</u></b>
Transfer from Countywide General Fund (Fund G1001)	<u>\$325,000</u>

<b><u>Expenditures:</u></b>	
District 8 CBO Discretionary Reserve	<u>\$325,000</u>

**DISTRICT 9 COMMUNITY-BASED ORGANIZATION (CBO) DISCRETIONARY RESERVE  
(Fund G3100)**

<b><u>Revenues:</u></b>	<b><u>2022-23</u></b>
Transfer from Countywide General Fund (Fund G1001)	<u>\$325,000</u>

<b><u>Expenditures:</u></b>	
District 9 CBO Discretionary Reserve	<u>\$325,000</u>

**DISTRICT 10 COMMUNITY-BASED ORGANIZATION (CBO) DISCRETIONARY RESERVE  
(Fund G3101)**

<b><u>Revenues:</u></b>	<b><u>2022-23</u></b>
Transfer from Countywide General Fund (Fund G1001)	<u>\$325,000</u>

<b><u>Expenditures:</u></b>	
District 10 CBO Discretionary Reserve	<u>\$325,000</u>

**DISTRICT 11 COMMUNITY-BASED ORGANIZATION (CBO) DISCRETIONARY RESERVE  
(Fund G3102)**

<u>Revenues:</u>	<u>2022-23</u>
Transfer from Countywide General Fund (Fund G1001)	<u>\$325,000</u>
<u>Expenditures:</u>	
District 11 CBO Discretionary Reserve	<u>\$325,000</u>

**DISTRICT 12 COMMUNITY-BASED ORGANIZATION (CBO) DISCRETIONARY RESERVE  
(Fund G3103)**

<u>Revenues:</u>	<u>2022-23</u>
Transfer from Countywide General Fund (Fund G1001)	<u>\$325,000</u>
<u>Expenditures:</u>	
District 12 CBO Discretionary Reserve	<u>\$325,000</u>

**DISTRICT 13 COMMUNITY-BASED ORGANIZATION (CBO) DISCRETIONARY RESERVE  
(Fund G3104)**

<u>Revenues:</u>	<u>2022-23</u>
Transfer from Countywide General Fund (Fund G1001)	<u>\$325,000</u>
<u>Expenditures:</u>	
District 13 CBO Discretionary Reserve	<u>\$325,000</u>

**OFFICE OF EMERGENCY MANAGEMENT  
Emergency Management  
(Fund G3105)**

<u>Revenues:</u>	<u>2022-23</u>
Carryover	\$158,000
Transfer from Countywide General Fund (Fund G1001)	7,124,000
Miscellaneous Revenues	60,000
Emergency Plan Review Fees	<u>144,000</u>
Total	<u>\$7,486,000</u>
<u>Expenditures:</u>	
Operating Expenditures	<u>\$7,486,000</u>

**IT FUNDING MODEL  
(Fund G3045)**

<b><u>Revenues:</u></b>	<b><u>2022-23</u></b>
Carryover	\$9,061,000
IT Funding Model Revenues	35,453,000
Transfer from Countywide General Fund (Fund G1001)	42,959,000
Transfer from Unincorporated Municipal Services Area General Fund (Fund G1001)	<u>12,117,000</u>
Total	<u>\$99,590,000</u>
<b><u>Expenditures:</u></b>	
Transfer to Information Technology Department (Fund G6001)	\$79,159,000
Transfer to Office of the Property Appraiser (Fund G1001 and G3048)	3,998,000
Transfer to Office of Management and Budget (Fund G3078)	5,430,000
Transfer to Finance Department (Fund G3059)	3,191,000
Reimbursement to Human Resource Department (Fund G1001)	906,000
Reimbursement to Office of Management and Budget (Fund G1001)	349,000
Cybersecurity Strategic Evolution Plan Payment (Fund D3136)	348,000
ERP Debt Service Payment (Fund D3068, D3119, D3127)	<u>6,209,000</u>
Total	<u>\$99,590,000</u>

**OFFICE OF MANAGEMENT AND BUDGET  
Grants, Bond Administration and Program Management  
(Fund G3046)**

<b><u>Revenues:</u></b>	<b><u>2022-23</u></b>
Transfer from Countywide General Fund (Fund G1001)	\$4,022,000
Transfer from UMSA General Fund (Fund G1001)	38,000
Transfer from Countywide Infrastructure Investment Program	434,000
Building Better Communities Bond Interest Earnings	542,000
Marketing Revenues	325,000
Federal Grants	<u>6,513,000</u>
Total	<u>\$11,874,000</u>
<b><u>Expenditures:</u></b>	
Operating Expenditures	<u>\$11,874,000</u>

**MEDICAL EXAMINER  
(Fund G3047)**

<b><u>Revenues:</u></b>	<b><u>2022-23</u></b>
Transfer from Countywide General Fund (Fund G1001)	\$16,173,000
Service Fees	<u>820,000</u>
Total	<u>\$16,993,000</u>
<b><u>Expenditures:</u></b>	
Operating Expenditures	<u>\$16,993,000</u>

**PROPERTY APPRAISER  
(Fund G3048)**

<b><u>Revenues:</u></b>	<b><u>2022-23</u></b>
Carryover	\$1,104,000
Transfer from Countywide General Fund (Fund G1001)	48,291,000
Reimbursements from Taxing Jurisdictions	2,780,000
Transfer from IT Funding Model (Fund G3045)	3,998,000
Miscellaneous Revenues	<u>16,000</u>
Total	<u>\$56,189,000</u>
<b><u>Expenditures:</u></b>	
Operating Expenditures	\$54,585,000
Computer Aided Mass Appraisal System (CAMA) - Replacement Project	<u>1,604,000</u>
Total	<u>\$56,189,000</u>

**REGULATORY AND ECONOMIC RESOURCES**  
**Land Development, Building and Zoning Compliance Operations**  
**(Funds G3049-G3055)**

<u>Revenues:</u>	<u>2022-23</u>
Transfer from Countywide General Fund (Fund G1001)	\$2,156,000
Transfer from Unincorporated Municipal Services Area General Fund (Fund G1001)	176,000
Carryover	101,820,000
Licenses and Permits	53,523,000
Code Fines/Lien Collections	15,096,000
Other Revenues	1,102,000
Fees and Charges	<u>6,722,000</u>
 Total	 <u>\$180,595,000</u>

<u>Expenditures:</u>	
Operating Expenditures	\$90,554,000
Administrative Reimbursement	2,148,000
Operating Reserve	<u>87,893,000</u>
 Total	 <u>\$180,595,000</u>

**INTERNAL SERVICES**  
**Vehicle Financed Leases**  
**(Fund G3057)**

<u>Revenues:</u>	<u>2022-23</u>
Future Financing Proceeds	<u>\$55,969,000</u>

<u>Expenditures:</u>	
Departmental Vehicle Purchases (Various)	<u>\$55,969,000</u>

**FINANCE**  
**(Funds G3058-G3059)**

<b><u>Revenues:</u></b>	<b><u>2022-23</u></b>
Carryover	\$2,359,000
Bond Administration Fees and Charges	1,450,000
Transfer from the Tax Collector (Fund G3060)	17,365,000
Transfer from IT Funding Model (Fund G3045)	3,191,000
Other Revenues	1,468,000
Intradepartmental Transfers	<u>117,000</u>
 Total	 <u>\$25,950,000</u>

<b><u>Expenditures:</u></b>	
Director's Office	\$1,720,000
Bond Administration Expenditures	2,873,000
Controller Expenditures	15,407,000
Business Solutions Support	2,670,000
Compliance and Administration	876,000
Transfer to General Government Improvement Fund - (GGIF) (Fund CO003)	<u>2,404,000</u>
 Total	 <u>\$25,950,000</u>

**TAX COLLECTOR**  
**(Funds G3060)**

<b><u>Revenues:</u></b>	<b><u>2091000</u></b>
Carryover	\$7,965,000
Ad Valorem Fees	15,945,000
Auto Tag Fees	15,556,000
Tourist Tax Collection Fees	5,566,000
Local Business Tax Receipts Fees	4,619,000
Other Revenues	<u>10,000</u>
 Total	 <u>\$49,661,000</u>

<b><u>Expenditures:</u></b>	
Operating Expenditures	\$30,108,000
Transfer to Finance Department (Fund G3059)	17,365,000
Transfer to General Government improvement Fund (GGIF) (Fund CO003)	<u>2,188,000</u>
 Total	 <u>\$49,661,000</u>

**TRANSPORTATION AND PUBLIC WORKS**  
**Public Works Construction Operations**  
**(Fund G3074)**

<u>Revenues:</u>	<u>2022-23</u>
Carryover	\$781,000
Transfer from Countywide General Fund (Fund G1001)	164,000
Transfer from UMSA General Fund (Fund G1001)	401,000
Construction/Plat Fees	<u>5,035,000</u>
<b>Total</b>	<b><u>\$6,381,000</u></b>

<u>Expenditures:</u>	
Construction Expenditures	<u>\$6,381,000</u>

**OFFICE OF MANAGEMENT AND BUDGET**  
**Strategic Business Management**  
**(Fund G3078)**

<u>Revenues:</u>	<u>2022-23</u>
Transfer from IT Funding Model (Fund G3045)	<u>\$5,430,000</u>

<u>Expenditures:</u>	
Operating Expenditures	<u>\$5,430,000</u>

**ADMINISTRATIVE OFFICE OF THE COURTS (AOC)**  
**(Fund G3089)**

<u>Revenues:</u>	<u>2022-23</u>
Carryover	\$851,000
Interest Earnings	<u>1,000</u>
<b>Total</b>	<b><u>\$852,000</u></b>

<u>Expenditures:</u>	
Operating Reserves	<u>\$852,000</u>



**PARKS, RECREATION AND OPEN SPACES**  
**Operations and Zoo Miami**  
**(Funds G4001-G4005)**

<b><u>Revenues:</u></b>	<b><u>2022-23</u></b>
Transfer from Countywide General Fund (Fund G1001)	\$60,808,000
Transfer from Unincorporated Municipal Services Area General Fund (Fund G1001)	56,985,000
Fees and Charges	61,057,000
Transfer from Convention Development Tax (Fund ST007)	16,600,000
Transfer of Tourist Development Tax (Fund ST002)	3,900,000
Transfer of Secondary Gas Tax for Right-of-Way Maintenance (Fund CO008)	3,460,000
CIIP Program Revenues	244,000
Other Revenues	183,000
Interdepartmental/Interagency Transfers	<u>7,724,000</u>
 Total	 <u>\$210,961,000</u>

<b><u>Expenditures:</u></b>	
Total Operating Expenditures	\$208,773,000
Distribution of Funds in Trust	300,000
Debt Service Payments	1,603,000
Transfers to Trust Accounts	<u>285,000</u>
 Total	 <u>\$210,961,000</u>

**CLERK OF COURTS**  
**Records Management**  
**(Fund G5001)**

<b><u>Revenues:</u></b>	<b><u>2022-23</u></b>
Carryover	\$1,484,000
Fees and Charges	<u>1,000,000</u>
 Total	 <u>\$2,484,000</u>

<b><u>Expenditures:</u></b>	
Operating Expenditures	<u>\$2,484,000</u>

**HUMAN RESOURCES**  
**Benefits Administration**  
**(Fund G5002)**

<u>Revenues:</u>	<u>2022-23</u>
Transfer from Self Insurance Trust Fund (Fund IS 541)	\$3,992,000
Other Revenues	<u>172,000</u>
<b>Total</b>	<b><u>\$4,164,000</u></b>
<u>Expenditures:</u>	
Operating Expenditures	<u>\$4,164,000</u>

**FINANCE**  
**Internal Service Fund**  
**(Fund G5003-G5004 and G5028)**

<u>Revenues:</u>	<u>2022-23</u>
Carryover	\$3,536,000
Cash Management Fees and Other Revenues	3,102,000
Credit and Collections Charges	7,617,000
Code Fines/ Lien Collections	<u>3,729,000</u>
<b>Total</b>	<b><u>\$17,984,000</u></b>
<u>Expenditures:</u>	
Cash Management Operating Expenditures	\$2,301,000
Credit and Collections Expenditures	7,279,000
Code Enforcement Expenditures	3,397,000
Transfer to General Government Improvement Fund - (GGIF) (Fund CO003)	4,890,000
Transfer to Finance Fund (Fund G3059)	<u>117,000</u>
<b>Total</b>	<b><u>\$17,984,000</u></b>

**INTERNAL SERVICES**  
**Internal Service Operations**  
**(Funds G5005-G5022, G5027, G5029 and G5030)**

<b><u>Revenues:</u></b>	<b><u>2022-23</u></b>
Transfer from Countywide General Fund (Fund G1001)	\$55,861,000
Transfer from Unincorporated Municipal Services Area General Fund (Fund G1001)	14,849,000
Carryover	9,918,000
Internal Service Fees and Charges	233,126,000
Interagency Transfer	5,128,000
Miscellaneous Revenues	450,000
Other Revenues - Business Participation Model (BPM)	8,015,000
External Fees and Charges	615,000
Fees and Charges	4,060,000
Municipal Fines	348,000
Intradepartmental Transfers	<u>11,266,000</u>
 Total	 <u>\$343,636,000</u>
 <b><u>Expenditures:</u></b>	
Operating Expenditures	\$288,752,000
Reimbursement of County Attorney's Office for Legal Services	3,800,000
Distribution of Municipal ADA Fines	660,000
Distribution of Funds in Trust to the Beacon Tradeport	255,000
Transfer to General Government Improvement Fund (GGIF) (Fund CO003)	4,512,000
Transfer to Capital Infrastructure Investment Program (Fund CO082)	7,368,000
Transfer to Debt Service (Various Projects)	17,233,000
Debt Service	5,176,000
Reserves	4,614,000
Intradepartmental Transfers	<u>11,266,000</u>
 Total	 <u>\$343,636,000</u>

**Strategic Procurement  
(Fund G5020)**

<u>Revenues:</u>	<u>2022-23</u>
Carryover	\$5,360,000
User Access Program Fees	14,000,000
Interagency Transfer	3,940,000
Interest Earnings	7,000
Miscellaneous Revenues	<u>20,000</u>
 Total	 <u>\$23,327,000</u>
 <u>Expenditures:</u>	
Operating Expenditures	\$19,541,000
Transfer to General Fund for Countywide Procurement Activities (Fund G1001)	1,076,000
Transfer to SBD for Procurement Activities (Fund G5029)	1,653,000
Transfer to ISD for Administrative Activities (Fund G5005)	839,000
Operating Reserves	<u>218,000</u>
 Total	 <u>\$23,327,000</u>

**INFORMATION TECHNOLOGY  
Enterprise Technology Services  
(Fund G6001)**

<u>Revenues:</u>	<u>2022-23</u>
Transfer from Countywide General Fund (Fund G1001)	\$2,082,000
State of Florida Recording Fee	3,300,000
Transfer from IT Funding Model (Fund G3045)	79,159,000
Transfer From 800 Megahertz Radio System Maintenance (Fund S1017)	500,000
Proprietary Fees	458,000
Intradepartmental Transfers	19,979,000
Charges to Departments for Services	<u>136,708,000</u>
 Total	 <u>\$242,186,000</u>
 <u>Expenditures:</u>	
Operating Expenditures	\$212,258,000
Transfer to Debt Service (Project 213955) (Fund D3090)	331,000
Transfer to Debt Service (Project 292917) (Fund D5018)	77,000
Intradepartmental Transfers	19,979,000
Transfer to IT Capital Fund (Fund CO079)	9,449,000
Transfer to General Government Improvement Fund (GGIF) for Debt Service (Fund CO003)	<u>92,000</u>
 Total	 <u>\$242,186,000</u>

**INFORMATION TECHNOLOGY  
Service Costs Charged Back  
(Fund G6002)**

<u>Revenues:</u>	<u>2022-23</u>
Charges to Departments for Telephone Services	<u>\$14,794,000</u>
 <u>Expenditures:</u>	
Charges for Telephone Services	\$13,773,000
Transfer to IT Capital Fund (Fund CO079)	<u>1,021,000</u>
Total	<u>\$14,794,000</u>

**MIAMI-DADE LIBRARY  
Operations  
(Funds SL001-SL003)**

<u>Revenues:</u>	<u>2022-23</u>
Ad Valorem Revenue (Tax Roll: \$338,627,117,000)	\$90,461,000
Carryover	11,539,000
State Aid to Public Libraries	1,000,000
Miscellaneous Revenue	<u>687,000</u>
Total	<u>\$103,687,000</u>
 <u>Expenditures:</u>	
Library Operations	\$90,939,000
Administrative Reimbursement	2,621,000
Debt Service Payment	1,577,000
Transfer to Capital Project (Fund CO002)	<u>8,550,000</u>
Total	<u>\$103,687,000</u>

**LAW LIBRARY  
(Fund S1001)**

<b><u>Revenues:</u></b>	<b><u>2022-23</u></b>
Carryover	\$524,000
Criminal Court Costs (25% of \$65 surcharge)	217,000
Service Charges	25,000
Business License Tax Revenue	<u>90,000</u>
Total	<u>\$856,000</u>
<b><u>Expenditures:</u></b>	
Operating Expenditures	\$601,000
Operating Reserves	<u>255,000</u>
Total	<u>\$856,000</u>

**LEGAL AID SOCIETY  
(Funds S1003-S1005)**

<b><u>Revenues:</u></b>	<b><u>2022-23</u></b>
Transfer from Countywide General Fund (Fund G1001)	\$3,509,000
Criminal Court Costs (25% of \$65 surcharge)	217,000
Grant Revenues	934,000
Florida Bar Foundation Contributions	210,000
Miscellaneous Revenue	<u>150,000</u>
Total	<u>\$5,020,000</u>
<b><u>Expenditures:</u></b>	
Operating Expenditures	<u>\$5,020,000</u>

**JUDICIAL ADMINISTRATION**  
**Driving While License Suspended Traffic School**  
**(Fund S1006)**

<u>Revenues:</u>	<u>2022-23</u>
Carryover	\$201,000
Program Fees	205,000
Interest Earnings	<u>1,000</u>
Total	<u>\$407,000</u>

<u>Expenditures:</u>	
Operating Expenditures	\$377,000
Operating Reserves	<u>30,000</u>
Total	<u>\$407,000</u>

**Court Standby Program (SAO)**  
**(Fund S1007)**

<u>Revenues:</u>	<u>2022-23</u>
Carryover	\$141,000
Transfer from the Miami-Dade Police Department	125,000
Contribution from Municipal Police Departments	<u>365,000</u>
Total	<u>\$631,000</u>

<u>Expenditures:</u>	
Operating Expenditures	<u>\$631,000</u>

**Self Help Unit (AOC)**  
**(Fund S1008)**

<u>Revenues:</u>	<u>2022-23</u>
Program Income	<u>\$930,000</u>

<u>Expenditures:</u>	
Operating Expenditures	<u>\$930,000</u>

**Miami-Dade County Adult Drug Court (AOC)  
(Fund S1009)**

<b><u>Revenues:</u></b>	<b><u>2022-23</u></b>
Carryover	\$179,000
Program Income	1,000
Interest Earnings	<u>1,000</u>
Total	<u>\$181,000</u>
<b><u>Expenditures:</u></b>	
Operating Reserves	<u>\$181,000</u>

**Process Servers (AOC)  
(Fund S1011)**

<b><u>Revenues:</u></b>	<b><u>2022-23</u></b>
Carryover	\$325,000
Process Server Fees	86,000
Interest Earnings	<u>1,000</u>
Total	<u>\$412,000</u>
<b><u>Expenditures:</u></b>	
Operating Expenditures	\$113,000
Operating Reserves	<u>299,000</u>
Total	<u>\$412,000</u>



**MIAMI-DADE ECONOMIC ADVOCACY TRUST  
Teen Court Program  
(Fund S1013)**

<u>Revenues:</u>	<u>2022-23</u>
Carryover	\$1,200,000
Traffic Court Fees	719,000
Interest Earnings	<u>5,000</u>
Total	<u>\$1,924,000</u>
 <u>Expenditures:</u>	
Teen Court Juvenile Diversion and Intervention Program	\$1,052,000
Transfer to Economic Development Program (Fund G3001)	62,000
Operating Reserves	<u>810,000</u>
Total	<u>\$1,924,000</u>

**OFFICE OF INSPECTOR GENERAL  
(Fund S1014)**

<u>Revenues:</u>	<u>2022-23</u>
Carryover	\$1,793,000
Fees for Audits of County Contracts	4,335,000
Miami-Dade Civil and Probate Courthouse	132,000
Miami International Airport Oversight	500,000
Miami-Dade Water and Sewer Department Oversight	50,000
Miami-Dade Solid Waste Management Oversight	25,000
Miami-Dade Department of Transportation and Public Works Oversight	150,000
Miami-Dade County School Board Oversight	<u>175,000</u>
Total	<u>\$7,160,000</u>
 <u>Expenditures:</u>	
Operating Expenditures	<u>\$7,160,000</u>

**COMMISSION ON ETHICS AND PUBLIC TRUST  
(Fund S1015)**

<b><u>Revenues:</u></b>	<b><u>2022-23</u></b>
Transfer from Lobbyist Trust Fund	\$130,000
Fees and Charges	<u>140,000</u>
Total	<u>\$270,000</u>
<b><u>Expenditures:</u></b>	
Operating Expenditures	<u>\$270,000</u>

**OFFICE OF EMERGENCY MANAGEMENT  
Emergency Management  
(Fund S1016)**

<b><u>Revenues:</u></b>	<b><u>2022-23</u></b>
Radiological Emergency Preparedness Agreement with Florida Power and Light	<u>\$357,000</u>
<b><u>Expenditures:</u></b>	
Operating Expenditures	<u>\$357,000</u>

**INFORMATION TECHNOLOGY  
800 Megahertz Radio System Maintenance  
(Fund S1017)**

<b><u>Revenues:</u></b>	<b><u>2022-23</u></b>
Traffic Fines	<u>\$500,000</u>
<b><u>Expenditures:</u></b>	
Transfer to Enterprise Technology Services (Fund G6001)	<u>\$500,000</u>

**CORRECTIONS AND REHABILITATION**  
**Special Revenue Operations**  
**(Fund S1018-S1021)**

<b><u>Revenues:</u></b>	<b><u>2022-23</u></b>
Carryover	\$234,000
Social Security Administration Income	190,000
Subsistence and Processing Fees	601,000
Jail Commissary Commission	2,311,000
Law Enforcement Education Fund (Second Dollar Fines)	60,000
Pretrial Volunteer Receipts	1,000
Boot Camp Industries Fees	13,000
Monitored Release Fees	90,000
Food Catering Service Receipts	<u>30,000</u>
 Total	 <u>\$3,530,000</u>

<b><u>Expenditures:</u></b>	
Law Enforcement Education	\$237,000
Transfer to Inmate Welfare Trust Fund (Fund TF063)	1,577,000
Transfer to General Fund (Fund G1001)	1,659,000
Reserve	<u>57,000</u>
 Total	 <u>\$3,530,000</u>

**MIAMI-DADE POLICE DEPARTMENT (MDPD)**  
**Special Revenue Operations**  
**(Fund S1022)**

<b><u>Revenues:</u></b>	<b><u>2022-23</u></b>
Carryover	\$4,000
Second Dollar Miscellaneous Revenues	<u>119,000</u>
 Total	 <u>\$123,000</u>

<b><u>Expenditures:</u></b>	
Education and Training	<u>\$123,000</u>

**MIAMI-DADE POLICE DEPARTMENT (MDPD)  
Special Revenue Operations  
(Fund S1023)**

<u>Revenues:</u>	<u>2022-23</u>
Transfer from Unincorporated Municipal Service Area General Fund (Fund G1001)	\$6,385,000
Transfer from School Crossing Guard (Fund S1027)	<u>1,320,000</u>
Total	<u>\$7,705,000</u>
 <u>Expenditures:</u>	
School Crossing Guard Program	<u>\$7,705,000</u>

**MIAMI-DADE POLICE DEPARTMENT (MDPD)  
Special Revenue Operations  
(Fund S1024)**

<u>Revenues:</u>	<u>2022-23</u>
Law Enforcement Training Traffic Violation Fines	<u>\$259,000</u>
 <u>Expenditures:</u>	
Operating Expenditures	<u>\$259,000</u>

**MIAMI-DADE POLICE DEPARTMENT (MDPD)  
Special Revenue Operations  
(Fund S1025)**

<u>Revenues:</u>	<u>2022-23</u>
First Dollar Fines	<u>\$243,000</u>
 <u>Expenditures:</u>	
Operating Expenditures	<u>\$243,000</u>

**JUVENILE SERVICES  
(Fund S1026)**

<u>Revenues:</u>	<u>2022-23</u>
Criminal Court Costs (25% of \$65 surcharge)	<u>\$217,000</u>
 <u>Expenditures:</u>	
Juvenile Assessment Center Expenditures	<u>\$217,000</u>

**MIAMI-DADE POLICE DEPARTMENT (MPD)  
SCHOOL CROSSING GUARD TRUST FUND  
(Fund S1027)**

<u>Revenues:</u>	<u>2022-23</u>
Parking Ticket Surcharge for School Crossing Guard Programs	<u>\$2,187,000</u>
 <u>Expenditures:</u>	
Transfer to Miami-Dade Police Department School Crossing Guard Support (Fund S1023)	\$1,320,000
Disbursements to Municipalities	<u>867,000</u>
 Total	 <u>\$2,187,000</u>

**REGULATORY AND ECONOMIC RESOURCES  
Air Quality Tag Fees  
(Fund S1028)**

<u>Revenues:</u>	<u>2022-23</u>
Carryover	\$540,000
Air Quality Tag Fees	1,910,000
Other Revenues	<u>2,000</u>
 Total	 <u>\$2,452,000</u>
 <u>Expenditures:</u>	
Operating Expenditures	\$2,141,000
Reserves	<u>311,000</u>
 Total	 <u>\$2,452,000</u>

**CULTURAL AFFAIRS**  
**(Funds S1030-S1033 and S1037-S1039)**

<b><u>Revenues:</u></b>	<b><u>2022-23</u></b>
Carryover	\$4,762,000
Transfer from Countywide General Fund (Fund G1001)	13,344,000
Fees and Charges	369,000
Miscellaneous Revenues	66,000
Other Revenues	4,721,000
Donations	17,000
Transfer from Convention Development Tax (Fund ST007)	16,762,000
Transfer from Tourist Development Surtax (Fund ST003)	106,000
Transfer from Tourist Development Tax (Fund ST002)	<u>8,972,000</u>
 Total	 <u>\$49,119,000</u>

<b><u>Expenditures:</u></b>	
Administrative Expenditures	\$7,040,000
Grants to/Programs for Artists and Non-Profit Cultural Organizations	27,434,000
South Miami-Dade Cultural Arts Center Operations	7,371,000
Distribution of Funds in Trust	2,000
Cultural Facilities	<u>7,272,000</u>
 Total	 <u>\$49,119,000</u>

**CULTURAL AFFAIRS**  
**Art in Public Places (APP) Program**  
**(Fund S1035-S1036)**

<b><u>Revenues:</u></b>	<b><u>2022-23</u></b>
Carryover	\$9,691,000
Miscellaneous Revenues	6,000,000
Interdepartmental Revenues from Proprietary Capital Projects	<u>1,253,000</u>
 Total	 <u>\$16,944,000</u>

<b><u>Expenditures:</u></b>	
Operational Expenditures	<u>\$16,944,000</u>

**ECONOMIC DEVELOPMENT  
(Fund S1051)**

<u>Revenues:</u>	<u>2022-23</u>
Local Business License Tax Receipts	<u>\$4,100,000</u>
<u>Expenditures:</u>	
Transfer to Beacon Council	<u>\$4,100,000</u>

**ADMINISTRATIVE OFFICE OF THE COURTS  
Circuit Veteran Treatment  
(Fund S1057)**

<u>Revenues:</u>	<u>2022-23</u>
Carryover	<u>\$71,000</u>
<u>Expenditures:</u>	
Operating Expenditures	\$2,000
Operating Reserves	<u>69,000</u>
Total	<u>\$71,000</u>

**COMMUNITY ACTION AND HUMAN SERVICES  
Community Action  
(Funds SC001-SC002)**

<u>Revenues:</u>	<u>2022-23</u>
Transfer from Countywide General Fund (Fund G1001)	\$42,392,000
Federal Grants	115,534,000
State Grants	2,426,000
Other Revenues	2,039,000
Interagency Transfers	<u>861,000</u>
Total	<u>\$163,252,000</u>
<u>Expenditures:</u>	
Operating Expenditures	\$163,249,000
Distribution of Funds in Trust	<u>3,000</u>
Total	<u>\$163,252,000</u>

**MIAMI-DADE ECONOMIC ADVOCACY TRUST**  
**Affordable Housing Program**  
**(Fund SC003)**

<b><u>Revenues:</u></b>	<b><u>2022-23</u></b>
Carryover	\$14,309,000
Interest Earnings	68,000
Surtax Loan Payback	4,000
Documentary Stamp Surtax	<u>3,826,000</u>
<b>Total</b>	<b><u>\$18,207,000</u></b>
<b><u>Expenditures:</u></b>	
Affordable Housing Operating Expenditures	\$5,718,000
Transfer to the Office of the Executive Director and Administration (Fund G3001)	350,000
Transfer to Capital Project (Fund CO001)	6,639,000
Reserves	<u>5,500,000</u>
<b>Total</b>	<b><u>\$18,207,000</u></b>

**COMMUNITY ACTION AND HUMAN SERVICES**  
**Human Services**  
**(Funds SD002-SD003)**

<b><u>Revenues:</u></b>	<b><u>2022-23</u></b>
Transfer from Countywide General Fund (Fund G1001)	\$4,119,000
Federal Grants	3,237,000
Other Revenues	<u>90,000</u>
<b>Total</b>	<b><u>\$7,446,000</u></b>
<b><u>Expenditures:</u></b>	
Operating Expenditures	<u>\$7,446,000</u>



**HOMELESS TRUST  
Operations  
(Fund ST005)**

<u>Revenues:</u>	<u>2022-23</u>
Carryover	\$21,307,000
Food and Beverage Tax (1%) Proceeds	34,026,000
Interest Earnings	35,000
Other Revenues (Private Sector Contribution)	<u>301,000</u>
<b>Total</b>	<b><u>\$55,669,000</u></b>
<u>Expenditures:</u>	
Homeless Trust Operations	\$48,532,000
Administrative Reimbursement	46,000
Transfer to Homeless Trust Capital Reserves (ST001)	5,074,000
Contingency Reserve	<u>2,017,000</u>
<b>Total</b>	<b><u>\$55,669,000</u></b>

**TOURIST DEVELOPMENT TAX  
(Fund ST002)**

<u>Revenues:</u>	<u>2022-23</u>
Transfer from PSFFT/TDT Reserve (Fund D3004)	5,400,000
Tourist Development Tax	<u>44,467,000</u>
<b>Total</b>	<b><u>\$49,867,000</u></b>
<u>Expenditures:</u>	
Advertising and Promotion (Greater Miami Convention and Visitors Bureau)	\$24,626,000
Transfer to Debt Service (Fund D31111)	8,634,000
Transfer to Cultural Affairs Council (CAC) (Funds S1030, S1031, S1032)	8,509,000
Transfer to Cultural Affairs Council (CAC) (Fund S2007)	125,000
Tourist Development Council (TDC) Grants	1,275,000
Transfer to Cultural Affairs for TDC Administrative Support (Fund S1030)	511,000
Transfer to General Fund for Administrative Reimbursement (Fund G1001)	767,000
Transfer to Finance for TDC Administrative Support (Fund G3060)	20,000
Transfer to Transit and Public Works for Underline Maintenance (Fund ET001)	1,500,000
Transfer to Parks, Recreation and Open Spaces for Beach Maintenance (Fund G4001)	<u>3,900,000</u>
<b>Total</b>	<b><u>\$49,867,000</u></b>

**TOURIST DEVELOPMENT SURTAX  
(Fund ST003)**

<u>Revenues:</u>	<u>2022-23</u>
Tourist Development Surtax	<u>\$9,082,000</u>
<u>Expenditures:</u>	
Advertising and Promotion (Greater Miami Convention and Visitors Bureau)	\$8,717,000
Tourist Development Council Grants	100,000
Transfer to Tourist Development Council (TDC) for Administrative Support (Fund S1030)	106,000
Transfer to General Fund for Administrative Reimbursement (Fund G1001)	<u>159,000</u>
 Total	 <u>\$9,082,000</u>

**PROFESSIONAL SPORTS FRANCHISE FACILITY TAX  
(Fund ST004)**

<u>Revenues:</u>	<u>2022-23</u>
Professional Sports Franchise Facility Tax	<u>\$22,234,000</u>
<u>Expenditures:</u>	
Transfer to Debt Service Fund (Fund D31111)	<u>\$22,234,000</u>

**HOMELESS TRUST  
Domestic Violence Oversight Board Trust Fund  
(Fund ST006)**

<u>Revenues:</u>	<u>2022-23</u>
Carryover	\$16,763,000
Food and Beverage Tax (1%) Proceeds	6,004,000
Interest Earnings	<u>24,000</u>
 Total	 <u>\$22,791,000</u>
<u>Expenditures:</u>	
Domestic Violence Shelter Operations	\$4,601,000
Reserves	<u>18,190,000</u>
 Total	 <u>\$22,791,000</u>

**CONVENTION DEVELOPMENT TAX  
(Fund ST007)**

<b><u>Revenues:</u></b>	<b><u>2022-23</u></b>
Convention Development Tax (CDT) Proceeds	\$127,225,000
CDT Reserves	8,809,000
Performing Arts Center Repayment	<u>1,250,000</u>
 Total	 <u>\$137,284,000</u>

<b><u>Expenditures:</u></b>	
Transfer to Debt Service Fund (Project 206300)	\$40,322,000
Payment to the City of Miami Beach	4,500,000
Payment to City of Miami Beach Convention Center	1,500,000
Payment to City of Miami Beach Revenue Sharing Interlocal Agreement	14,821,000
Transfer to Cultural Affairs for Grants (Fund S1031)	1,000,000
Performing Arts Center Trust Subsidy	7,650,000
Transfer to Cultural Affairs South Miami-Dade Cultural Arts Center (Fund S1033)	4,696,000
FTX Arena-related Costs	6,400,000
Payment to the City of Miami	5,000,000
Vizcaya Museum and Gardens	4,000,000
History Miami	4,000,000
Perez Art Museum Miami	4,000,000
Performing Arts Center Trust Operating Subsidy	6,579,000
New World Symphony	3,200,000
Transfer to Cultural Affairs for Fairchild Tropical Botanic Garden Inc. (Fund S1031)	376,000
Transfer to Cultural Affairs for Zoo Miami Foundation Inc. (Fund S1031)	293,000
Transfer to Cultural Affairs for The Miami Children's Museum Inc. (Fund S1031)	635,000
Transfer to Cultural Affairs for Fantasy Theater Factory Inc. (Sandrell Rivers Theater) (Fund S1031)	460,000
Transfer to Cultural Affairs for The Roxy Theatre Group Inc. (Westchester Arts Center) (Fund S1031)	500,000
Transfer to Ballpark Capital Reserve Fund	750,000
Transfer to Cultural Affairs for the African Heritage Cultural Arts Center (Fund S1038)	3,183,000
Transfer to Cultural Affairs for the Miami-Dade County Auditorium (Fund S1037)	2,351,000
Transfer to Cultural Affairs for the Joseph Caleb Auditorium (Fund S1039)	467,000
Transfer to Cultural Affairs for Administration and Miscellaneous (Funds S1030 & S1031)	2,801,000
Community-based Cultural Facility (Children's Museum)	150,000
Payment to Cuban Museum Inc.	550,000
Payment to Bay of Pigs Museum and Library of the "2506 Brigade"	500,000
Transfer to Parks, Recreation and Open Spaces for Zoo Miami (Fund G4004)	<u>16,600,000</u>
 Total	 <u>\$137,284,000</u>

**CONVENTION DEVELOPMENT TAX  
Shortfall Reserve  
(Fund ST008)**

<b><u>Revenues:</u></b>	<b><u>2022-23</u></b>
Shortfall reserve	<u>\$8,809,000</u>
 <b><u>Expenditures:</u></b>	
Transfer to Convention and Development Tax (Fund ST007)	<u>\$8,809,000</u>

**PEOPLE'S TRANSPORTATION PLAN FUND  
(Funds SP001-SP002)**

<b><u>Revenues:</u></b>	<b><u>2022-23</u></b>
Carryover	\$194,678,000
Interest Earnings	200,000
Sales Tax Revenue	<u>388,410,000</u>
 Total	 <u>\$583,288,000</u>
 <b><u>Expenditures:</u></b>	
Transfer to Fund D3031, Project 209405 for 2010 Surtax Bond Debt Service	\$2,836,000
Transfer to Fund D3033, Project 209407 for 2015 Surtax Bond Debt Service	5,186,000
Transfer to Fund D3034, Project 209408 for 2017 Surtax Bond Debt Service	1,242,000
Transfer to Fund D3035, Project 209409 for 2018 Surtax Bond Debt Service	511,000
Transfer to Fund D3036, Project 209410 for 2019 Surtax Bond Debt Service	6,891,000
Transfer to Fund D3117, Project 209411 for 2020 Surtax Bond Debt Service	6,721,000
Transfer for 2022 Surtax Bond Debt Service	2,021,000
Transfer to Fund ET028 for Miami-Dade Transit Debt Service	96,040,000
Bus Lease Financing	25,907,000
Transfer to Public Works (Fund CO007)	650,000
Transfer to the Citizen's Independent Transportation Trust (Fund ET037)	3,757,000
Transfer to Eligible Municipalities	77,682,000
Transfer to New Municipalities	11,652,000
Transfer to Municipal Recapture Fund (Fund SP002)	500,000
Transfer to Capital Expansion (Fund SP003)	15,557,000
Future Bus Replacement Financing Payments	7,808,000
Reserve	85,000,000
End of Year Fund Balance	<u>233,327,000</u>
 Total	 <u>\$583,288,000</u>

**REGULATORY AND ECONOMIC RESOURCES  
STORMWATER UTILITY FUND  
(Fund SU001)**

<b><u>Revenues:</u></b>	<b><u>2022-23</u></b>
Carryover	\$34,861,000
Stormwater Utility Fees	41,114,000
Other Revenues	<u>2,445,000</u>
 Total	 <u>\$78,420,000</u>
 <b><u>Expenditures:</u></b>	
Stormwater Utility Drainage Capital Improvement Program (Fund CO005)	\$8,408,000
Stormwater Utility Canals Capital Improvement Program (Fund CO005)	4,800,000
Transfer to Debt Service Revenue Fund (Project 211101, 1999 and 2004 Series)	6,278,000
Transfer to Environmental Resources Management Operations (Fund SU002)	10,937,000
Transfer to Public Works Operations (Fund SU003)	22,682,000
Cash Reserve for Future Projects	<u>25,315,000</u>
 Total	 <u>\$78,420,000</u>

**REGULATORY AND ECONOMIC RESOURCES**  
**Stormwater Utility Program**  
**(Fund SU002)**

<u>Revenues:</u>	<u>2022-23</u>
Transfer from Stormwater Utility Fund (Fund SU001)	<u>\$10,937,000</u>
<u>Expenditures:</u>	
Environmental Resources Management Operations	\$10,681,000
Administrative Reimbursement	<u>256,000</u>
Total	<u>\$10,937,000</u>

**TRANSPORTATION AND PUBLIC WORKS**  
**Stormwater Utility Program**  
**(Fund SU003)**

<u>Revenues:</u>	<u>2022-23</u>
Transfer from Stormwater Utility Fund (Fund SU001)	<u>\$22,681,000</u>
<u>Expenditures:</u>	
DTPW Stormwater Operations	\$22,002,000
Administrative Reimbursement	<u>679,000</u>
Total	<u>\$22,681,000</u>

**TRANSPORTATION AND PUBLIC WORKS**  
**Rickenbacker Causeway Operating Fund**  
**(Fund ER001 and ER002)**

<u>Revenues:</u>	<u>2022-23</u>
Carryover	\$16,003,000
Rickenbacker Tolls, Transponders and Other Revenues	13,194,000
Interest Earnings	100,000
Miscellaneous Revenues	<u>100,000</u>
Total	<u>\$29,397,000</u>
<u>Expenditures:</u>	
Causeway Toll Operations and Maintenance	\$5,709,000
Transfer to Causeway Capital Fund (Fund ER003)	6,714,000
Transfer to Causeway Capital Fund for Renewal and Replacement (Fund ER004)	1,436,000
Transfer to Causeway Debt Service Fund (Fund Group ER, Various Funds)	2,674,000
Operating and Maintenance Reserve (Bond Restriction)	1,054,000
Operating Reserve	<u>11,810,000</u>
Total	<u>\$29,397,000</u>

**SEAPORT  
Revenue Fund  
(Fund ES001)**

<u>Revenues:</u>	<u>2022-23</u>
Carryover	\$150,686,000
Fees and Charges	192,638,000
State Comprehensive Enhanced Transportation System (SCETS) Revenues	<u>17,000,000</u>
 Total	 <u>\$360,324,000</u>
 <u>Expenditures:</u>	
Operating Expenditures	\$124,144,000
Administrative Reimbursement	2,763,000
Transfer to Seaport Bond Service Account (Fund ES018)	37,200,000
Transfer to Seaport General Fund (Fund ES028)	25,300,000
Ending Cash Balance (Reserves)	<u>170,917,000</u>
 Total	 <u>\$360,324,000</u>

**TRANSPORTATION AND PUBLIC WORKS  
Transit Operations Fund  
(Fund ET001)**

<u>Revenues:</u>	<u>2022-23</u>
Carryover	\$190,302,000
Transfer from Countywide General Fund (Fund G1001) for Maintenance of Effort	230,238,000
Transfer from Tourist Development Tax (Fund ST002)	1,500,000
Transit Fares and Fees	68,164,000
State Grants - Transportation Disadvantaged Program	6,675,000
Other Revenues	<u>13,761,000</u>
 Total	 <u>\$510,640,000</u>
 <u>Expenditures:</u>	
Operating Expenditures	\$376,839,000
Reserve for SMART Plan Operations, Maintenance and Upgrades	2,076,000
South Florida Regional Transportation Authority Operating and Capital Subsidy	4,235,000
Transfer to Fund ET043 for Transit Debt Service (Non-PTP Debt Service)	821,000
Operating Reserve	<u>126,669,000</u>
 Total	 <u>\$510,640,000</u>

**TRANSPORTATION AND PUBLIC WORKS  
Transit Non-Capital Grants  
(Fund ET007)**

<u>Revenues:</u>	<u>2022-23</u>
State Grants - JPA Urban Corridor Program	\$5,888,000
State Operating Assistance Grant	23,237,000
Federal Grant - Bridge Inspection Program	<u>1,000,000</u>
 Total	 <u>\$30,125,000</u>
 <u>Expenditures:</u>	
Transit Grant Program Expenditures	<u>\$30,125,000</u>

**TRANSPORTATION AND PUBLIC WORKS**  
**Transit Debt Service**  
**(Funds ET028-ET041, ET048-ET059)**

<u>Revenues:</u>	<u>2022-23</u>
Federal Subsidy Receipts (Series 2010B Bonds)	\$2,462,000
Federal Subsidy Receipts (Series 2010D Bonds)	604,000
Transfer from PTP Revenue Fund SP001-SP002 for PTP Debt Service	104,215,000
Transfer from Transit Operating Fund ET 001 for Non-PTP Debt Service	<u>821,000</u>
 Total	 <u>\$108,102,000</u>

<u>Expenditures:</u>	
Series 2010 Transit System Sales Surtax Payments	\$10,971,000
Series 2015 Transit System Sales Surtax Payments	15,102,000
Series 2017 Transit System Sales Surtax Payments	5,517,000
Series 2018 Transit System Sales Surtax Payments	8,752,000
Series 2019 Transit System Sales Surtax Payments	10,336,000
Series 2020 Transit System Sales Surtax Payments	30,092,000
Master Bus Lease Debt Service Payment	25,907,000
Series 2010 D Rezoning Bonds	<u>1,425,000</u>
 Total	 <u>\$108,102,000</u>

**OFFICE OF THE CITIZENS' INDEPENDENT TRANSPORTATION TRUST**  
**(Fund ET037)**

<u>Revenues:</u>	<u>2022-23</u>
Transfer from People's Transportation Plan Fund (Fund SP001)	<u>\$3,757,000</u>

<u>Expenditures:</u>	
Operating Expenditures	<u>\$3,757,000</u>

**TRANSPORTATION AND PUBLIC WORKS**  
**Venetian Causeway Operating Fund**  
**(Fund EV001)**

<u>Revenues:</u>	<u>2022-23</u>
Carryover	\$12,690,000
Causeway Toll Revenue	5,429,000
Interest Earnings	<u>50,000</u>
 Total	 <u>\$18,169,000</u>

<u>Expenditures:</u>	
Operation and Maintenance	\$2,593,000
Transfer to Capital Fund (Fund EV002)	4,090,000
Transfer to Debt Service (Fund Group EV, Various Funds)	691,000
Reserve	<u>10,795,000</u>
 Total	 <u>\$18,169,000</u>

**DEPARTMENT OF SOLID WASTE MANAGEMENT**  
**Waste Collection Operations**  
**(Funds EW001, EW018 and EW019)**

<b><u>Revenues:</u></b>	<b><u>2022-23</u></b>
Collection Fees and Charges	\$178,612,000
Sale of Recyclable Materials	666,000
Interest Earnings	<u>15,000</u>
 Total	 <u>\$179,293,000</u>
 <b><u>Expenditures:</u></b>	
Garbage and Trash Collection Operations	\$147,319,000
Waste Service Area Non-Ad Valorem Distribution Cost	1,684,000
Transfer to Note Payable (Debt Service Fund EW018)	10,705,000
Transfer to Capital Projects (Fund EW019)	4,933,000
Intradepartmental Transfer to Disposal Reserve	<u>1,542,000</u>
 Total	 <u>\$179,293,000</u>

**DEPARTMENT OF SOLID WASTE MANAGEMENT**  
**Waste Disposal Operations**  
**(Funds EW007, EW009 and EW026)**

<b><u>Revenues:</u></b>	<b><u>2022-23</u></b>
Carryover	\$271,790,000
Disposal Fees	145,229,000
Transfer Fees	9,140,000
Resources Recovery Energy Sales	10,720,000
Interest Earnings	251,000
Utility Service Fee	20,000,000
Intradepartmental Transfer from Collections	<u>1,542,000</u>
 Total	 <u>\$458,672,000</u>
 <b><u>Expenditures:</u></b>	
Disposal Operations	\$188,722,000
Transfer to EW010 Subfund DS0, Bond Debt Service	4,140,000
Transfer to Fleet Financing Note Payable (Fund EW007)	8,504,000
Transfer to Capital Projects (Fund EW009 and Fund EW026)	21,540,000
Transfer to Munisport and Virginia Key (Fund EW032)	3,957,000
Reserve	<u>231,809,000</u>
 Total	 <u>\$458,672,000</u>



**DEPARTMENT OF SOLID WASTE MANAGEMENT  
Rate Stabilization Reserve  
(Fund EW014)**

<u>Revenues:</u>	<u>2022-23</u>
Restricted Carryover	\$21,198,000
Interest Earnings	<u>16,000</u>
Total	<u>\$21,214,000</u>
 <u>Expenditures:</u>	
Rate Stabilization Reserve	<u>\$21,214,000</u>

**JACKSON HEALTH SYSTEMS  
County Public Hospital Sales Tax  
(Fund SD001)**

<u>Revenues:</u>	<u>2022-23</u>
Sales Surtax	<u>\$388,410,000</u>
 <u>Expenditures:</u>	
Transfer to Jackson Health Systems	<u>\$388,410,000</u>

**STATE REVENUE SHARING  
(Fund 51002)**

<u>Revenues:</u>	<u>2022-23</u>
Entitlement as a County	\$87,945,000
Entitlement as a Municipality	<u>48,210,000</u>
Total	<u>\$136,155,000</u>
 <u>Expenditures:</u>	
Transfer to Countywide General Fund (Fund G1001)	\$87,945,000
Transfer to UMSA General Fund (Fund G1001)	<u>48,210,000</u>
Total	<u>\$136,155,000</u>

**LOCAL GOVERNMENT HALF-CENT SALES TAX  
(Fund 51002)**

<u>Revenues:</u>	<u>2022-23</u>
Countywide Sales Tax Receipts	\$107,446,000
Unincorporated Municipal Service Area (UMSA) Sales Tax Receipts	<u>126,133,000</u>
Total	<u>\$233,579,000</u>
 <u>Expenditures:</u>	
Transfer to Countywide General Fund (Fund G1001)	\$107,446,000
Transfer to UMSA General Fund (Fund G1001)	<u>126,133,000</u>
Total	<u>\$233,579,000</u>

**MIAMI-DADE COUNTY SELF INSURANCE FUND (HEALTH)  
(Fund IS014-IS017)**

<b><u>Revenues:</u></b>	<b><u>2022-23</u></b>
Employer Contribution	\$362,330,000
Dependent Premiums	<u>113,104,000</u>
Total	<u>\$475,434,000</u>
<b><u>Expenditures:</u></b>	
Medical	\$440,776,000
Dental/Vision	22,395,000
Life	<u>12,263,000</u>
Total	<u>\$475,434,000</u>

**ANIMAL SERVICES DEPARTMENT  
Trust Fund  
(Fund TF001)**

<b><u>Revenues:</u></b>	<b><u>2022-23</u></b>
Carryover	\$200,000
Donations, Grants, and Other Revenue	<u>100,000</u>
Total	<u>\$300,000</u>
<b><u>Expenditures:</u></b>	
Pet Welfare Operating Expenses	<u>\$300,000</u>

**MIAMI-DADE POLICE DEPARTMENT (MDPD)  
Miscellaneous Trust Fund  
(Funds TF037-TF047)**

<b><u>Revenues:</u></b>	<b><u>2022-23</u></b>
Carryover	\$864,000
Interest Earnings	11,000
Fines and Forfeitures	370,000
Miscellaneous	<u>310,000</u>
Total	<u>\$1,555,000</u>
<b><u>Expenditures:</u></b>	
Operating Expenditures	\$729,000
Reserve for Future Expenditures	<u>826,000</u>
Total	<u>\$1,555,000</u>

**CORRECTIONS AND REHABILITATION  
Inmate Welfare Trust Fund  
(Fund TF063)**

<u>Revenues:</u>	<u>2022-23</u>
Transfer from Special Revenue Operations (Fund S1018)	<u>\$1,577,000</u>
 <u>Expenditures:</u>	
Operating Expenditures	\$567,000
Reserve	<u>1,010,000</u>
Total	<u>\$1,577,000</u>

**MIAMI-DADE POLICE DEPARTMENT (MDPD)  
Law Enforcement Trust Fund  
(Funds TF170-TF172)**

<u>Revenues:</u>	<u>2022-23</u>
Carryover	\$5,230,000
Interest Earnings	70,000
Fines and Forfeitures	<u>3,400,000</u>
Total	<u>\$8,700,000</u>
 <u>Expenditures:</u>	
Operating Expenditures	\$6,419,000
Reserve for Future Expenditures	<u>2,281,000</u>
Total	<u>\$8,700,000</u>

**ANTI-GUN VIOLENCE TRUST FUND  
(Fund TF255)**

<u>Revenues:</u>	<u>2022-23</u>
Carryover	\$2,415,000
Transfer from Countywide General Fund (Fund G1001)	<u>1,228,000</u>
Total	<u>\$3,643,000</u>
 <u>Expenditures:</u>	
Anti-Gun Violence Program Expenses	<u>\$3,643,000</u>

**BOARD OF COUNTY COMMISSIONERS ANTI-GUN VIOLENCE TRUST FUND  
(Fund TF256)**

<u>Revenues:</u>	<u>2022-23</u>
Carryover	\$2,158,000
Transfer from Countywide General Fund (Fund G1001)	<u>526,000</u>
Total	<u>\$2,684,000</u>
<u>Expenditures:</u>	
Anti-Gun Violence Program Expenses	<u>\$2,684,000</u>

**SOUTH DADE BLACK HISTORY CENTER ADVISORY BOARD  
(Fund TF270)**

<u>Revenues:</u>	<u>2022-23</u>
Transfer from Countywide General Fund (Fund G1001)	<u>\$100,000</u>
<u>Expenditures:</u>	
Operating Expenses	<u>\$100,000</u>

**MIAMI-DADE POLICE DEPARTMENT  
Illegal Dumping Trust Fund  
(Fund TF271)**

<u>Revenues:</u>	<u>2022-23</u>
Carryover	\$1,035,000
Interest Income	<u>7,000</u>
Total	<u>\$1,042,000</u>
<u>Expenditures:</u>	
Operating Expenditures	\$532,000
Reserve for Future Expenditures	<u>510,000</u>
Total	<u>\$1,042,000</u>

**COUNTY TRANSPORTATION TRUST FUND  
(Fund 51001)**

<u>Revenues:</u>	<u>2022-23</u>
Local Option Six-Cent Gas Tax	\$41,606,000
Capital Improvement Local Option Three-Cent Gas Tax Carryover	\$2,210,000
Capital Improvement Local Option Three-Cent Gas Tax	17,949,000
State Gas Tax	8,999,000
Constitutional Gas Tax (20%)	3,970,000
Constitutional Gas Tax (80%) Carryover	730,000
Constitutional Gas Tax (80%)	16,772,000
"Ninth-Cent" Gas Tax	<u>10,504,000</u>
 Total	 <u>\$102,740,000</u>

<u>Expenditures:</u>	
Transfer to Countywide General Fund (Fund G1001) for Transportation Expenditures	\$65,079,000
Transfer to Capital Improvements Local Option Gas Tax (Fund ET002)	18,218,000
Capital Improvements Local Option Gas Tax Fund Reserve	1,941,000
Transfer to Secondary Road Program (Fund CO008)	<u>17,502,000</u>
 Total	 <u>\$102,740,000</u>

**JUDICIAL ADMINISTRATION  
Grants  
(Fund S2001)**

<u>Revenues:</u>	<u>2022-23</u>
Grant Revenues	<u>\$2,009,000</u>

<u>Expenditures:</u>	
Operating Expenditures	<u>\$2,009,000</u>

**CORRECTIONS AND REHABILITATION  
Grants  
(Fund S2001)**

<u>Revenues:</u>	<u>2022-23</u>
State Criminal Alien Assistance Program (SCAAP) (Department of Justice)	\$1,000,000
MDC Opioid Abuse Site-based Program Response Project (Department of Justice)	<u>340,000</u>
 Total	 <u>\$1,340,000</u>

<u>Expenditures:</u>	
Operating Expenditures	\$241,000
Transfer to General Fund (Fund G1001)	<u>1,099,000</u>
 Total	 <u>\$1,340,000</u>

**REGULATORY AND ECONOMIC RESOURCES**  
**Grant Fund**  
**(Fund S2001)**

<u>Revenues:</u>	<u>2022-23</u>
State Grants	\$4,987,000
Federal Grants	<u>1,013,000</u>
Total	<u>\$6,000,000</u>
<u>Expenditures:</u>	
Operating Expenditures	<u>\$6,000,000</u>

**MIAMI-DADE FIRE RESCUE**  
**State Grant Awards**  
**(Fund S2001)**

<u>Revenues:</u>	<u>2022-23</u>
State and Federal Environmental Grants	<u>\$329,000</u>
<u>Expenditures:</u>	
Miami-Dade Objectives	\$295,000
City of Miami Fire Rescue Department	21,000
City of Miami Beach Fire Rescue Department	3,000
City of Hialeah Fire Rescue Department	7,000
City of Coral Gables Fire Rescue Department	2,000
Village of Key Biscayne Fire Rescue Department	<u>1,000</u>
Total	<u>\$329,000</u>

**MIAMI-DADE FIRE RESCUE**  
**Federal Grant**  
**(Fund S2001)**

<u>Revenues:</u>	<u>2022-23</u>
Environmental Protection Resilient Florida Grant	\$733,000
Assistant to the Firefighter Grant	124,000
Port Security Grant	<u>1,000,000</u>
Total	<u>\$1,857,000</u>
<u>Expenditures:</u>	
Grant Objectives	<u>\$1,857,000</u>

**MIAMI-DADE FIRE RESCUE  
Urban Search and Rescue  
(Fund S2001)**

<u>Revenues:</u>	<u>2022-23</u>
Federal Emergency Management Grant	<u>\$1,241,000</u>

<u>Expenditures:</u>	
Grant Objectives	<u>\$1,241,000</u>

**MIAMI-DADE POLICE DEPARTMENT (MDPD)  
Operating Grant Fund  
(Fund S2001)**

<u>Revenues:</u>	<u>2022-23</u>
Justice Assistance Grant (JAG) Program	\$957,000
Cops Hiring Program Grant	3,513,000
State Grants	710,000
Federal Grants	5,368,000
Interfund Transfer	<u>3,897,000</u>
 Total	 <u>\$14,445,000</u>

<u>Expenditures:</u>	
COPS Hiring Program Grant	\$7,344,000
Justice Assistance Grant (JAG) Program	957,000
Operating Expenditures	<u>6,144,000</u>
 Total	 <u>\$14,445,000</u>

**JUVENILE SERVICES  
Grant Fund  
(Fund S2001 and S2004)**

<u>Revenues:</u>	<u>2022-23</u>
Juvenile Justice Intake, Screening and Assessment Program	\$882,000
Juvenile Justice Diversion Alternative Program	784,000
Department of Children and Families	344,000
Byrne Grant	<u>124,000</u>
 Total	 <u>\$2,134,000</u>

<u>Expenditures:</u>	
Operating Expenditures	<u>\$2,134,000</u>

**OFFICE OF MANAGEMENT AND BUDGET  
Ryan White Grant Program  
(Fund S2001)**

<u>Revenues:</u>	<u>2022-23</u>
Ryan White Title I	<u>\$30,000,000</u>
 <u>Expenditures:</u>	
Administrative Expenditures	\$1,829,000
Allocation to Contractual Services	<u>28,171,000</u>
Total	<u>\$30,000,000</u>

**MIAMI-DADE POLICE DEPARTMENT (MDPD)  
Operating Grant Fund  
(Fund S2002)**

<u>Revenues:</u>	<u>2022-23</u>
Urban Areas Security Initiatives Program	<u>\$208,000</u>
 <u>Expenditures:</u>	
Program Expenditures	<u>\$208,000</u>

**OFFICE OF EMERGENCY MANAGEMENT  
Emergency Management Grant Fund  
(Fund S2001)**

<u>Revenues:</u>	<u>2022-23</u>
State Grants	\$106,000
Federal Grants	<u>2,516,000</u>
Total	<u>\$2,622,000</u>
 <u>Expenditures:</u>	
Operating Expenditures	<u>\$2,622,000</u>

**MIAMI-DADE POLICE DEPARTMENT (MDPD)  
Operating Grant Fund  
(Fund S2003)**

<u>Revenues:</u>	<u>2022-23</u>
Urban Areas Security Initiatives Program	<u>\$800,000</u>
 <u>Expenditures:</u>	
Program Expenditures	<u>\$800,000</u>



**CULTURAL AFFAIRS  
State and Federal Grants  
(Fund S2001 and S2007)**

<u>Revenues:</u>	<u>2022-23</u>
Carryover	\$91,000
Transfer from Tourist Development Tax (Fund ST002)	170,000
State of Florida Artistic Automobile License Tag Revenue	25,000
Other Revenues	<u>103,000</u>
Total	<u>\$389,000</u>
<u>Expenditures:</u>	
Grants to/Programs for Artists and Non-Profit Cultural Organizations	\$25,000
South Florida Cultural Consortium Projects	<u>364,000</u>
Total	<u>\$389,000</u>

**HOMELESS TRUST  
Grants  
(Fund S2008)**

<u>Revenues:</u>	<u>2022-23</u>
2020 Supportive Housing Program (SHP)	\$33,850,000
State of Florida	1,750,000
State Staffing Grant	107,000
Emergency Solution Grant	200,000
State TANF Grant	47,000
State Challenge Grant	148,000
First Mental Health Grant	<u>422,000</u>
Total	<u>\$36,524,000</u>
<u>Expenditures:</u>	
Grant Allocations	<u>\$36,524,000</u>

**REGULATORY AND ECONOMIC RESOURCES  
Impact Fee Administration  
(Fund CI034)**

<u>Revenues:</u>	<u>2022-23</u>
Carryover	\$18,686,000
Impact Fees	<u>3,895,000</u>
Total	<u>\$22,581,000</u>
<u>Expenditures:</u>	
Operating Expenditures	\$2,820,000
Administrative Reimbursement	77,000
Reserves	<u>19,684,000</u>
Total	<u>\$22,581,000</u>

**SPECIAL ASSESSMENT FUNDS**  
**Special Taxing Districts-Administration**  
**(Fund SA001)**

<u>Revenues:</u>	<u>2022-23</u>
Special Taxing Districts FY 2022-23 Assessments - Various Districts	<u>\$2,916,000</u>
<u>Expenditures:</u>	
Special Taxing Districts Administration	<u>\$2,916,000</u>

**SPECIAL ASSESSMENT FUNDS**  
**Special Taxing Districts-Lighting**  
**(Fund Group FL)**

<u>Revenues:</u>	<u>2022-23</u>
Carryover -- Lighting Districts	\$717,927
Special Taxing Districts FY 2022-23 Assessments -- Lighting Districts	<u>13,128,700</u>
Total	<u>\$13,846,627</u>

<u>Expenditures:</u>	
A & R Subdivision	\$677
A & S Industrial Park	12,105
AB at Tamiami Airport 1	1,009
AB at Tamiami Trail	118,103
Abbro Subdivision	1,161
Abel Homes at Naranja Villas	2,742
Acapulco Homes	5,471
Adrian Builders at Tamiami	1,288
Adventure Homes	30,233
Aileen Subdivision	799
Aladdin Subdivision	1,767
Alco Estates and Additions 1-5	12,815
Alexa Subdivision	414
Alexandria Estates	4,874
Ali Subdivision	1,149
Alina Estates	2,724
Allapattah	37,763
Allison Estates	4,295
Alturas de Buena Vista	566
American Homes	21,408
American Homes First Addition	16,623
Americas at Miller	5,757
Amerihomes	9,864
Amigo's Subdivision	438
Amore Subdivision	2,134
Anabah Gardens	759
Anaco Estates	2,304
Anaco Estates First Addition	1,849
Anderson Heights	38,950
Andover 1st Addition	3,560
Andrade Subdivision	3,751
Anta Subdivision One	1,009
Arien Subdivision One and Two	3,321
Arien Subdivision Section Three	1,713
Aristotle Subdivision	48,970
ASA Subdivision	2,691
ASA Subdivision Tract D	906
Ashly Subdivision	598
Auto Nation Perrine East	982
AV Subdivision	278
Avanti 10 Subdivision	2,658
Bailes Common	1,478
Bailes Common First Addition	5,177
Bailes Common Second Addition	2,070
Balani Subdivision	6,576
Balmoral Subdivision	3,803

Barcelona Estates	3,819
Barima Estates	14,018
Baroque Estates	712
BBE Subdivision	3,783
Beacon at 97 Ave	716
Beacon at Doral	4,180
Beacon Centre	30,464
Beacon Lakes Expansion North	17,742
Beacon Lakes Phase One	29,740
Bel Aire	23,628
Belen Estates	3,609
Ben Granoff Park	5,373
Benson Lakes	3,190
Bent Tree Briarcliff	1,178
Bent Tree Commercial Park	3,803
Bent Tree Section Three	5,844
Beverly Estates	16,826
BHM East Campus Expansion	1,021
Biarritz Subdivision Phase One	963
Biarritz Subdivision Phase Two	1,308
Big Five Homes	683
Bilbao Estates	7,649
Bird Estates	3,371
Bird Gardens Subdivision	4,690
Bird Lakes South Addition Three	2,571
Bird Lakes South Section Four	8,181
Bird Lakes South Section One	8,684
Bird Lakes South Section Three	13,632
Bird Road Highlands	19,052
Bird Road Properties	3,444
Bird South	1,994
Biscayne	61,418
Biscayne Drive Estates	14,815
Biscayne Gardens	11,088
Biscayne Gardens Addition Two	21,784
Biscayne Gardens Third Addition	30,177
Biscayne Manning	18,720
Biscayne Manning First Addition	6,019
Biscayne Pines	20,218
Biscayne Point South	3,695
Biscayne Villas	7,304
Bismark Estates	821
Bismark Homes	4,677
Black Creek Homes	2,775
Blue Heaven Landing	1,234
Bluewaters Subdivision	47,935
BMS Kendale Lakes	732
BMS Kendall	2,768
BMS Ojus	841
Bonita	14,484
Bonita Estates Mansions South	4,787
Bonita Golf View	2,776
Bonita Golf View Part Two	5,222
Bonita Grand Estates South	23,188
Bonita Grand Estates South 3	2,427
Bonita Grand Estates South II	9,382
Borek	9,396
Borluf Subdivision	1,515
Brandon Park	24,540
Breckenridge Estates	2,141
Breeze at Galloway	6,744
Bridgeport Villas	1,072
Brighton Meadow	11,234
Bristol at Kendall	607
Bristol Park Two	3,256
Bristol Pointe	2,239
Brownsville	184,587
Buddy's Paradise	2,154
Cadiz Estates	1,054
California Club Estates	1,891
California Hills	10,912
Camino Real First Addition	6,716

Canero's Oak	465
Cantal West Industrial Park	745
Cantelope	6,659
Canton Subdivision	4,758
Canton Subdivision First Addition	1,792
Cape Florida	12,710
Capri Homes	1,584
Caribbean Palms	10,465
Caribe Lakes Phase One	4,762
Caribe Subdivision	2,314
Carmichael Estates	1,149
Carol City	460,124
Carol City First Addition	3,322
Cartal Subdivision	868
Casa Lago	6,773
Casa Lago First Addition	3,121
Casa Matias	2,785
Casariego Business Park	1,898
Castcana Estates	2,273
Castillian Subdivision	725
Cauley Palisades	1,244
Cedar West Homes	15,410
Cedar West Homes Two	5,114
Cenal Estates	26,827
Central Canal	41,391
Central Heights	15,434
Central Miami	17,811
Central Miami Addition One	13,678
Central Park Estates	786
Centro Villas North	3,965
Century Estates and First Addition	29,011
Century Gardens	32,137
Century Gardens at Tamiami	8,195
Century Gardens Village	6,252
Century Park Villas	5,973
Century Prestige	5,702
Century Townhomes at Bird Road	3,496
Chadustry Estates	5,132
Chana Rose Estates	1,454
Chateau Royal Estates	6,569
Chateaubleau Mansions	3,260
Chediak Subdivision	1,619
Chediak Subdivision 1st Addition	218
Children's Plaza	1,955
Chiu Subdivision	1,093
Christopher Gardens	11,337
Christy's Estates	4,470
Circle Creek Apartments	1,693
CLC Subdivision	1,204
CMGD Subdivision	1,846
Coco Palm Estates	8,332
Coco Palm Vilas	2,728
Colonial Drive	233,172
Colonnade	18,701
Community Partnership South	12,642
Coral Bird Homes Subdivision Phase One	5,464
Coral Bird Homes Subdivision Phase Two	2,376
Coral Highlands	20,713
Coral Pines	35,870
Coral Reef Commons - Coral Reef Drive and SW 127 Avenue	10,678
Coral Reef Nurseries	29,486
Coral Stone Estates	1,660
Coral Terrace Section One	3,152
Coral Town Park	11,948
Coral Way Estates	10,982
Coral West Heights	22,244
Coral West Homes	1,498
Cordoba Estates Section Four	987
Cordoba Estates Section One	3,443
Cordoba Estates Section Two	4,474
Corsica	14,314
Corsica Place	40,511

Cosar Subdivision	7,998
Cosmopolitan Roadway	8,074
Costa Azul Homes	952
Costa Bonita	659
Costa Dorada	1,767
Costa Linda	2,771
Costa Verde	7,831
Costall Doral East	4,632
Country Club of Miami Estates	51,435
Country Lakes Manors	52,127
Country Lakes Manors Section Two	76,197
Country Park Estates	1,117
Countryside and First Addition	23,839
Courts at Tuscany	9,918
Courts at Tuscany North	2,514
Courts at Tuscany Phase Two	3,684
Coventry	8,157
Cres Estates	2,767
Cres Subdivision	2,633
Crestview Lakes	20,767
Crestview Lakes First and Second Additions	20,644
Cristianne Estates	1,156
Cudimar at Black Point Marina	34,828
Cutler Bay Palms	16,869
Cutler Breeze	3,673
Cutler Country Estates	2,532
Cutler Country Groves	10,805
Cutler Country Groves First Addition	23,443
Cutler Lake Homes Phase One	3,260
Cutler Ridge	48,972
Cutler Ridge Addition One	132,319
CVS at Coral Way	1,009
CW 144 Subdivision	3,157
Dadeland Forest Estates	1,256
Dadeland Park	9,905
Dadesky Subdivision	4,804
Daily First Addition	1,388
Daily Subdivision	1,436
Danielle Patrick Subdivision	5,021
Darlington Manor	33,252
Datorre	1,628
Daxal subdivision	15,672
DCP Subdivision First Addition	895
Deer Creek Estates	2,084
Deer Creek Estates & First Addition	4,363
Deering Grove Plat	2,339
Deering Point Subdivision	3,530
Digna Gas Station	1,421
Dimara Subdivision	1,315
Dimauro Subdivision	342
Dimensions at Doral	1,482
Divine Savior	2,825
Dolphin View	1,069
Dolphmac	1,650
Don Elias Estates	7,124
Doral Breeze	12,313
Doral Commerce Park	5,949
Doral Commons Residential and Commercial	9,507
Doral Concourse	2,056
Doral Equestrian Center	520
Doral International Park	1,342
Doral Isles Antilles	64,356
Doral Isles North Section Three	1,375
Doral Isles North Sections 1 & 2	28,566
Doral Landings	19,048
Doral Meadows First Addition	3,737
Doral Park	67,241
Doral Pointe Shopping Center	673
Doral Public Works Facility	2,516
Doral Terrace	6,232
Doral Villas	15,848
Doranda Subdivision	5,492

DVH Estates	15,890
Eagles Point First Addition	1,619
Eagles Point Subdivision	2,191
East Golf Park	29,039
Ed Mar Estates	1,880
Eden Lake	4,750
EFM Estates Sections 1-4	70,465
Egret Lakes Homes	31,502
Elise Estates	9,983
Emerald Isles	6,554
Emerald Lakes Estates	6,069
Emerald Oaks	2,281
Emerald Point	1,718
Enchanted Lakes	3,695
Enchanted Place, Two & Three	7,816
Enclave at Black Point Marina	31,711
Enclave at Doral	4,109
Erica Gardens	8,831
Esplanadas Dreams	2,788
Esquerro Estates	3,294
Estate Homes	7,295
Estate Homes Second Addition	1,684
Estate Homes Third Addition	745
Estates Mansions First Addition	13,434
Ethereal Subdivision	3,983
Eureka Creek	2,055
Eureka Estates	4,308
Eurosuites at Doral	6,810
Eve Estates	5,880
Evergreen Garden Estates	10,831
Expressway Industrial Park	12,191
Fantasy Homes	6,517
Fantasy One	10,724
Farmland Development	669
Fava Estates	3,076
FC Subdivision	17,821
Fedy Estates	974
Ferel Subdivision	583
Fernal Subdivision	2,693
Five Stars	370
Flamingo Farms Estates	10,065
Flamingo Village	15,640
Flightways Subdivision	3,877
Florenca Estates	8,221
Forest Lake Paradise	2,241
Forest Lakes	74,550
Forest View	17,689
Gabriella Estates	1,831
Galloway Estates	2,095
Galloway Glen	70,096
Garden Hills Subdivision	50,522
Garden Hills West	49,959
Garson Subdivision Section One	4,495
Gasser Subdivision	543
GB Estates	18,719
GC Corp IAD	2,883
Gefen Equity Commercial Subdivision	1,505
Gefen Maisel Subdivision	935
Gem Homes	28,951
Genstar	3,289
Glenwood Park Estates	4,114
Gold Dream Estates	1,416
Goldvue	2,339
Golf Park Minton Manor Fairmont	36,843
Gordon Estates	2,543
Goulds	108,435
Goulds Hammock Estates	3,328
Gran Central	111,431
Granada Homes Estates	1,471
Granada Ranch Estates	2,787
Grand Bay at Doral	30,506
Grand Lakes	83,054

Grand Manor Villas	3,567
Greystoke Homes at 216 St.	2,344
Habitat Homes South	5,357
Hainlin Mill Estates	616
Hainlin Mills Park View	1,392
Hainlin Reef North	2,292
Hammock Plaza	1,276
Hammock Shores Third Addition	6,748
Hammocks Estates	16,409
Hammocks Shores	7,966
Hammocks Shores Second Addition	5,942
Hampton Apartments	5,196
Happy Farms Acres	22,564
Hardin Hammocks Estates	4,169
Hardwood Village	12,612
Hartford Place	19,408
Hawksnest	3,034
Hawksnest First Addition	1,749
Hawksnest Second Addition	1,354
Heavenly Estates	2,621
Helena Homes	10,673
Helena Homes First Addition	937
Hemingway's Point	21,407
Hermilio Subdivision	2,084
Heti Subdivision	485
Hibiscus Gardens	3,306
Hidden Grove	7,592
Highland at Kendall	9,076
Highland Gardens	12,848
Highland Kendall First Addition	10,359
Highland Lakes Estates	1,388
Highland Sparling	47,696
Hilda's Estates Subdivision	4,604
Homestar Landings	5,823
Howard Drive	42,707
Hughes West Subdivision	3,132
Ibis Villas	3,137
Ibis Villas at Doral	6,521
Intag Manor First Addition	1,887
Interian Homes	1,635
Interlaken	7,867
International Corporate Park	57,150
International Gardens	94,165
Isabella Estates	761
Isabella Homes	2,917
Isla Margarita at Doral	1,356
Islands at Doral	20,212
Islands at Doral First Addition	22,183
Islands at Doral Northwest	22,977
Islands at Doral Townhomes	4,078
Ives Estates	67,125
Jacarandas at Sunset	2,554
Jackson South Community Hospital	5,591
Jacqueline Gardens	797
Jane Plaza	1,475
JAR Subdivision	699
Jarguti Subdivision	3,892
JC Kern Estates	11,526
Jeannie Forest	5,451
Jefferson at Doral	4,930
Jesslyn Subdivision	17,940
Juan David Subdivision	1,280
Kaiser Subdivision	1,000
Karenero Falls	1,333
Kayla's Place	18,984
Kendaland Center	3,099
Kendall Breeze	10,897
Kendall Country Est. Country Walk	17,549
Kendall Family Estates Phase One	16,827
Kendall Hammocks Shopping Center	1,636
Kendall Home Depot	1,101
Kendall Town Center	32,676

Kendall Village West	3,734
Kendalland	39,989
Kendallwood	13,161
Kendallwood Industrial Park Replat	6,117
Kenellen Subdivision	1,429
Kenwood Estates	1,467
Kessler Grove Section One	12,461
Kessler Grove Section Two	9,658
Kessler Groves Sections Three and Four	27,840
Key Biscayne One	24,929
Key Biscayne Two	9,724
Keys Crossing Apartments	4,381
Keystone	10,195
Kingdom Dreams	10,015
King's Estates	2,018
King's Homes	1,822
Koki Estates	1,155
Koki Estates First Addition	1,093
Kristina Estates	21,870
Krizia Subdivision Fifth Addition	2,898
Krizia Subdivision First Addition	6,359
Krizia Subdivision Fourth Addition	3,915
Krizia Subdivision Third Addition	2,012
La Costa at Old Cutler Section One	5,433
La Costa at Old Cutler Section Two	2,931
La Espada	5,469
La Joya Apartments	5,359
Laffitte Subdivision	2,862
Lago del Mar	59,405
Lago Mar First Addition	6,756
Lago Mar South	10,845
Laguna Ponds Sections One and Two	50,153
Lake Arcola	10,457
Lake Frances Subdivision	16,948
Lake Park	14,020
Lakes by the Bay Section Fourteen	16,719
Lakes by the Bay South Commons	117,397
Lakes of Avalon	25,269
Lakeside Commercial Park	727
Lakeview	42,992
Landmark at Doral	21,140
Laroc Estates	9,454
Laroc Subdivision	261
Larose Subdivision	1,196
Las Palmas	15,674
Laurel Hill Park	14,738
Lauren's Pond	5,804
Lazarus on Richmond	12,950
Le Chelle Estates	7,686
Le Mirage	7,355
Lee Manor	21,380
Lee Manor First Addition	19,657
Lejeune Terminals	40,745
Les Jardins / Secret Garden	1,297
Leti Subdivision	3,358
Leti Subdivision First Addition	1,703
Leti Subdivision Third Addt.	1,215
Leyva Subdivision	1,892
Liberty City	124,657
Liberty Plaza	5,755
Lilandia Subdivision	3,674
Limewood Groves	34,589
Little Gables	32,666
Little Plantations of Miami	27,173
Little River Acres	12,888
Llanos at Bird Road	1,938
Llauro Subdivision	615
London Square	7,865
Lorant Enterprises at Tamiami	1,482
Loyola Westbrooke	7,179
Lucky Start at Sunrise Estates	0
Luisangel Subdivision	931



Luz Estela South	9,052
Luz Marina Estates	866
Magnolia Landing	7,398
Magnolia Manors	1,346
Majestic Estates	39,706
Majestic Homes	10,910
Mako Subdivision	1,046
Mandarin Lakes and First Addition	39,219
Mandy Subdivision	17,439
Mangus Subdivisions Sections One and Two	21,475
Mansions at Sion	4,304
Mansions of Pine Glenn	1,914
Maralex Homes	18,099
Marbella Estates	2,177
Marbella Park	10,016
Mardel Estates	5,045
Margarita's Estates	6,021
Maria Gardens	11,750
Marien Subdivision	5,750
Marpi Homes	7,195
Marquesa Subdivision	1,310
Marta Subdivision	880
Martex Business Center and First Add.	3,258
Mashta Island	3,136
Mastrapa Estates	640
Matah Subdivision	437
Mayito Estates	338
Mayte South	5,096
Mayte Subdivision	8,769
Meadow Wood Manor Sec. Eight North	4,689
Meadow Wood Manor Sec. Nine	14,651
Meadow Wood Manor Sect. Eight South	7,546
Meadow Wood Manor Section Four	37,313
Meadow Wood Manor Section Ten	8,330
Meadows Subdivision	8,793
Med South	26,794
Mediterrania	13,756
Melgor Estates	4,251
Melody Homes	802
Melquiades Subdivision	737
Miami Free Zone Replat No 2	1,233
Miami Gardens Park	3,632
Miami International Business Park	12,343
Miami International Parkway	10,064
Mica Subdivision and First Addition	2,626
Mica Subdivision Second Addition	302
MICC	18,873
Micheline Subdivision	506
Michelle Manors Subdivision	6,779
Michelle Woods	4,997
Migdalia Subdivision	2,191
Migdalia Subdivision Second Addition	601
Millenium	1,177
Miller Cove	6,450
Miller Cove First Addition	4,955
Miller Cove Third Addt.	1,208
Miller Grove	466
Miller Lake	4,805
Miller South Subdivision	2,851
Miller's Glen Subdivision	7,040
Miller's Landing	1,120
Milon Venture	60,455
Milya Subdivision	3,681
Mimi Subdivision	2,120
Mindi Subdivision	2,444
Mingo's Garden	699
Mirabella	2,340
Miracle West	3,401
Miracle West First Addition	627
Mirana Industrial Park	2,660
Mirasol Subdivision	1,345
Mirelda Estates	11,860

Missy Estates First Addition	2,994
Missy Estates Second Addition	2,764
Mitchell Lake	5,379
Mito Estates	4,112
Monaco Estates	4,941
Monaco Estates First Addition	9,210
Monaco's Miller Homesites	1,486
Monasterio Estates Section One	5,042
Monasterio Estates Section Two	1,092
Monasterio Subdivision	2,914
Monique	2,786
Moody Drive Estates	9,963
Moody Drive Estates First Addition	4,158
Mother of Christ	1,246
Munne Estates	5,054
Munne Royal Homes	9,230
Mustang Ranch	8,940
My First Home	6,586
Mystic Forest	1,936
Mystic Forest Two	607
Mystic Place	1,164
Naranja Gardens	18,186
Naranja Lakes	22,083
Naranja Park	18,998
Naroca Estates	16,038
Natalie Homes	5,198
Nava Subdivision	858
Nelfer Subdivision	3,982
Nelia Subdivision	874
Nelmar Subdivision	1,733
Nelsay Plaza	902
Nicoi Tract	1,636
Nicolle Subdivision	3,910
Nilo Estates	3,981
Nilo Subdivision	3,603
Nito Estates Subdivision	2,337
Nomar Estates	2,161
North County	387,288
North Lake Commerce	2,733
North Lake Park	3,016
North Palm Estates	14,806
Northwest Shores	52,797
November Heights	2,222
Nunez Estates	617
Nunez Homes	986
Nyurka Estates	1,047
Oak Creek	14,705
Oak Creek South	12,892
Oak Lane	3,462
Oak Park	39,079
Oak Park Estates Section One	14,076
Oak Ridge Falls	2,702
Oak Ridge Falls First Addition	2,496
Oak Ridge Falls Second Addition	2,641
Oak Ridge Villas	2,694
Oak South Estates	14,365
Oakland Estates	9,601
Oakland Park	16,513
Oaks and Pines	2,252
Oaks South	13,853
Old Country Road Estates	2,241
Old Cutler Apartments	2,588
Old Cutler Forest	4,591
Old Cutler Homes	1,946
Olivia's Subdivision	1,847
Ozambela Subdivision	662
PA at Coral Reef	6,475
PA at West Sunset	3,274
Palapala	4,473
Palm Spring Estates	14,752
Palm Springs No. Underground	25,102
Palm Springs North	85,126

Palmas del Bosque First Addition	1,129
Palmera at Century Breeze	943
Pan American West Park	24,519
Park Lake Sections 1-4	16,078
Park Lakes	12,953
Park Lakes by the Meadows Phase Six	6,077
Park Lakes by the Meadows Phase Three	5,874
Park Lakes by the Meadows Phases 4-5	6,155
Park Shores	33,186
Parkview Condominiums	4,620
Parkview Townhomes Phase One	964
Paul Marks	12,631
Peacock's Point	2,359
Pedro Alberto Subdivision	3,640
Pelican Bay at Old Cutler Lakes	38,645
Pelican's Point	4,760
Pena Subdivision	3,521
Peral Subdivision	8,741
Peterson	6,071
Pete's Place	6,227
PI Estates	7,971
Pine Manor	5,538
Pine Needles East Section Five	1,675
Pinewood Manor	7,468
Pinewood Park	29,769
Pinewood Park Extension (18-3)	33,771
Plaza del Paraiso	2,330
Pleasure Village South	4,080
Poinciana Lakes Subdivision	1,137
Ponce Estates	13,165
Ponce Estates Section Two	9,693
Potamkin Subdivision	1,697
Precious Executive Homes	7,431
Precious Forest Homes	5,278
Precious Homes at Lakes by the Bay	3,435
Preserve at Doral	1,846
Residential Estates	5,198
Prince of Peace Catholic Church	2,571
Princetonian	68,352
Puerto Bello at Doral	1,848
Punta Gorda Estates	2,271
PVC Estates	2,451
PVC Estates First Addition	314
PVC Subdivision	1,635
PVC Subdivision First Addition	961
Quirch Subdivision	5,307
Raas Subdivision	3,316
Raas Subdivision No 2	1,902
Ram Commercial Tract	471
Ramda Subdivision	2,731
Rana Park	9,132
Red Gardens	5,144
Redland East	298
Redland Estates	7,830
Redlands Colonial Estates	1,541
Redland's Cove	7,406
Redlands Forest	4,709
Renaissance Estates	14,532
Renegade Point Subdivision	5,129
Reserve at Doral	4,336
Reserve at Doral West	1,155
Richland Estates	17,703
Richmond Heights	113,875
Richmond Heights Addition One	39,564
Richmond Homes	4,628
Richmond Homes First Addition	2,958
Rieumont Estates	6,580
Rita Garden - The Center	507
Rivendell	10,612
Rivendell East	5,786
Riverbend	29,665
Riverside	1,957

Riviera Grand Estates Subdivision	4,658
Riviera Preparatory School	5,111
Riviera South	2,872
Riviera Trace	12,238
Riviera West	3,020
RJ Katz	11,960
Roel Subdivision	4,363
Roger Homes	10,126
Rose Glen	5,277
Rosewood Homes	2,724
Rosmont Subdivision No 3	459
Royal Cutler Estates	5,403
Royal Landings	11,021
Royal Landings Estates	2,305
Royale Green Section One	47,089
Royale Green Townhouse	62,076
Royalton Subdivision	8,477
Rustic Lakes	3,710
Rustic Lakes Addition One	7,482
SAB Subdivision	439
Sabal Palm	65,935
Sabina Shopping Center	1,020
Sable Palm Estates	9,030
Sabrina Twinhomes Subdivision	3,961
Salcines Subdivision	288
Salma Lake	10,097
Saminik Subdivision	3,982
San Denis San Pedro Estates	17,241
San Diego Subdivision First Addition	1,833
San Marino Estates	3,410
San Valentin	1,442
Santa Barbara Subdivision	4,420
Santa Monica Estates	834
Sarco Subdivision	1,851
Savannah Landing	1,927
Savannah/Doral	6,143
Schenley	11,950
Sella Subdivision	9,597
Sevilla Heights	3,043
Sharon Estates	4,193
Shirtee One and Two	3,029
Shoma at Country Club of Miami	3,999
Shoma Estates	39,947
Shoma Homes at Old Cutler Point	12,208
Shoma Homes at Tamiami Two	24,016
Shoma Kendall	12,012
Shoma Villas at Country Club of Miami 1	1,253
Shomar Subdivision	2,163
Shops at 107	1,389
Shops at Tuscany	3,819
Shoreway Subdivision	52,326
Shrader's Haven	1,397
Sierra	55,577
Signature Gardens Subdivision	1,316
Silver Palm East and Silver Palm West	156,122
Silver Palm East Section 5	2,326
Silver Palm Homes	30,373
Silver Palm Lake	17,244
Silver Palm Plantation	2,316
Silver Palms Park	3,472
Silvia Subdivision	3,180
Sinos Estates	630
Sion Estates	1,941
Sion Estates First Addition	1,565
Sky Lake	46,984
Sky Lake Homes	10,026
Sky Lake Homes Second Addition	3,282
Sky Lakes First Addition	13,197
Skylake Gardens Condo No. 4	1,369
Snapper Creek Park	16,377
Sofia Estates	394
Soto Mansions	7,108

South Allapattah Center	4,008
South Gate Subdivision	5,433
South Indian Subdivision	1,327
South Miami Heights	487,075
South Point	1,403
South Point First Addition	317
South Pointe Cove	1,179
South Springs Homes	4,927
South View Subdivision	2,274
Southland II	3,950
Southwest Section One	406,156
Southwest Section Two	31,411
Southwest Section Two Addition One	3,438
Southwind Point	4,926
Spanish Garden Villas	2,512
Spanish Lakes	17,901
Spicewood Subdivision	46,072
Spring West Estates	1,907
Star High Subdivision	1,060
Star Lakes	9,553
Stephanie Subdivision First Addition	1,626
Stephanie's Subdivision	1,691
Stephens Manor	20,006
Strawberry Fields Homes	16,036
Stuart International Subdivision	1,505
Summerville and First Addition Subdivisions	54,993
Summerwind Subdivision	3,038
Sunnyview Subdivision	8,084
Sunrise Commons	1,953
Sunset Apartments	15,082
Sunset Cove	2,123
Sunset Farms	3,031
Sunset Harbour Section Six	3,154
Sunset Homes	8,413
Sunset Lake Townhomes	3,138
Sunset Lakes Estates	2,471
Sunset Lakes Estates 1 & 2	3,937
Sunset Park	67,409
Sunset Pointe	2,218
Sunset Residential	878
Sunset Square	2,741
Sunset West	52,517
Sunswept Isle	10,081
Superior Homes Estates	10,593
Superior Subdivision	646
Superior Trace	3,046
Sussyan Subdivision	453
Sylvia Subdivision	763
T & F Subdivision	6,532
Tabor	545
Tallahassee Gardens	36,609
Tallahassee Gardens First Addition	5,055
Tallamoody	20,008
Tamiami Gefen Industrial Park	5,766
Tamiami Industrial Park	584
Tamiami Lakes	55,370
Tamiami Marketplace	864
Tedville Estates	1,994
Terry Enterprise	1,061
The Falls	15,119
The Hammocks	218,983
The Hamptons	1,183
The Lakes	19,813
The Mansions at Sunset	12,382
The Mansions at Sunset Second Addition	5,343
The Palace at Kendall First Addition	905
The Villas of Barcelona	759
Thousand Pines	11,167
Tiffany at Sunset	467
Torremolinos	1,796
Town and Country Professional Center	1,385
Town Park Estates	31,109

Town Park Estates Addition One	6,481
Tradition at Kendall	599
Transal Corporate Park	5,869
Transal Service Park	1,163
Truval Gardens	867
Truval West Subdivision	745
Tuscan Lake Villas	4,466
Tuscany Place	4,143
Tuscany Villas West	2,655
Twin Homes Estates	4,025
Twin Lake Shores	6,545
Twin Lakes	68,789
United Storage Doral	509
University Manor	18,475
V & Q Holdings Subdivision	927
Valencia Grove	9,391
Valencia Grove Estates	17,102
Vanessa Ranch	14,246
Vanessa's Place	2,127
Vany Subdivision	1,112
Vecin Homes First Addition	1,676
Vega Coral Way Subdivision	463
Venetian Lake	7,857
Venetian Parc and Venetian Parc West	28,884
Venezia Homes Estates	12,976
Veranda Subdivision	14,480
Vessel	9,219
Victoria Bay Estates	3,828
Victoria Gardens	328
Villa Capri	10,012
Villa Castillo	1,594
Villa Esperanza	2,876
Villa Real at Doral	1,681
Villa Sevilla	8,406
Village Green	86,088
Village Green Underground	25,966
Villages of Homestead	29,548
Villas del Campo Subdivision	26,982
Vintage Estates	3,686
Virginia Estates	2,430
Viscaya Villas	1,472
Vista Subdivision	18,718
Vitran at Naranja Estates	6,565
Vitran Homes at Morningside & Homes at Morningside	10,731
VM Estates	1,220
VTL Subdivision	1,638
Wal Mart Hialeah	17,951
Walden Townhomes	1,877
Watersedge	2,815
WDL D Subdivision	3,001
Weitzer Hammocks Homes	22,628
Weitzer Killian Place	4,082
Weitzer Serena Lakes	16,479
Weitzer Serena Lakes Estates	4,638
Weitzer Serena Lakes West Section Two	4,587
West Cherry Grove	8,130
West Dade Land Subdivision	1,698
West Dade Subdivision	1,160
West Doral Lakes	7,399
West Flagler Estates	5,387
West Kendall Best	36,091
West Lakes Estates Subdivision	8,449
West Little River	20,406
West Perrine	61,439
West Winds Estates	521
Westbrook Addition No Five	3,996
Westbrooke	6,400
Westbrooke Gardens	17,082
Westbrooke Third Addition	7,091
Westchester	235,271
Westchester Park	2,743
Westgate Gardens	21,087

Westpointe Business Park	14,349
Westwind Lakes	78,642
Whistling Pines Creek	2,702
Winston Park	170,651
Wittman	262,199
Wonderly Estates	23,025
Woodlands	5,780
Woodside Oaks	9,755

Yasamin Subdivision	316
Zac Subdivision	1,600
Zamora's Grove	1,428
Zamora's Grove First Addition	205
Zenteno Subdivision	1,091
Zoe Miller Estates	1,414
Zumma Subdivision	732
<u>Zunjic Estates</u>	<u>2,322</u>
<u>Reserves</u>	<u>834,110</u>
<u>Total</u>	<u>\$13,846,627</u>

**SPECIAL ASSESSMENT FUNDS**  
**Special Taxing Districts - Security Guards**  
**(Fund Group SG)**

<b><u>Revenues:</u></b>	<b><u>2022-23</u></b>
Carryover -- Security Guard Districts	\$1,731,742
Special Taxing Districts FY 2022-23 Assessments -- Security Guard Districts	<u>10,152,490</u>
<u>Total</u>	<u>\$11,884,232</u>

<b><u>Expenditures:</u></b>	
Bay Heights (Roving Patrol)	\$517,940
Belle Meade	312,093
Belle Meade Island	305,176
Brickells Flagler (Roving Patrol)	287,959
Coventry	307,617
Davis Ponce (Roving Patrol)	399,935
Devonwood (Roving Patrol)	239,932
Enchanted Lake	626,546
Entrada	311,455
Fairhaven (Roving Patrol)	146,740
Four Way Lodge Estates	309,642
Gables by the Sea	646,204
Highland Gardens	315,779
Highland Lakes	661,764
Keystone Point	995,296
Morningside	766,375
Natoma Manors (Roving Patrol)	72,143
North Bay Island	308,281
North Dade Country Club / Andover	630,884
Oak Forest	640,927
Oak Forest (Roving Patrol)	489,490
Palm and Hibiscus Island	915,091
Sabal Palm (Roving Patrol)	199,301
Sans Souci	510,625
Star Island	<u>358,089</u>
<u>Reserves</u>	<u>608,948</u>
<u>Total</u>	<u>\$11,884,232</u>



**SPECIAL ASSESSMENT FUNDS**  
**Special Tax Districts - Landscape Maintenance**  
**(Fund Group FM)**

<b><u>Revenues:</u></b>	<b><u>2022-23</u></b>
Carryover - Landscape Maintenance Districts	\$3,711,064
Special Taxing Districts FY 2022-23 Assessments -- Landscape Maintenance Districts	5,503,880
Transfer of Secondary Gas Tax for Right-of-Way Maintenance (Fund CO008)	<u>684,200</u>
 Total	 <u>\$9,899,144</u>
 <b><u>Expenditures:</u></b>	
Alco Estates & Addition 1-5	\$28,443
Alexandria Estates	20,967
Allison Estates	17,400
Aristotle Subdivision	48,838
Bailes Common	8,332
Bailes Common 1st	10,061
Bailes Common 2nd	5,338
Balani Subdivision	17,610
Biscayne Drive Estates	21,580
Bonita Golf View 2nd Add	32,806
Bonita Grand Estates South	23,027
Camino Real Estates & 1st Add	13,291
Candlewood Lakes Lake Maintenance	12,840
Capri Homes	16,941
Casa Lago 1 St Addition	9,684
Casa Lago Subdivision	9,916
Cedar West Homes Three	23,343
Cedar West Homes Two	16,227
Century Estates & 1st Add	140,711
Chateau Royal Estates	57,848
Christopher Gardens	47,923
Colonnade	98,720
Coral West Homes	13,741
Corsica Landscape	46,120
Corsica Place Landscape	82,067
Cosmopolitan Roadway	23,318
Countryside & First Addition Multi	134,939
Crestview Lakes 1&2nd Addition	30,061
Cutler Bay Palms	45,422
CVS-167	14,681
Cypress Lake	11,780
Danielle Patrick Subdivision	20,534
Deer Creek Estates & First Addition	10,113
Dolphin Center	656,795
Doral Isles Landscape	188,262
Doral Park Landscape	278,686
DVH Estates	29,080
East Oakmont Dr	15,487
Eden Lakes	26,648
Emerald Lakes Estates	15,435
Erica Gardens	26,790
Evergreen Garden Estates	24,058
Fava Estates	7,875
Florencia Estates	13,101
Forest Lakes	223,934
Forest View Subdivision	13,633
Free Zone Ind. Park	8,743
Garden Hills Landscape	101,192
Garden Hills West	104,790
Genstar	19,497
Goulds Hammock Estates	12,134
Grand Lakes	378,159
Helena Homes	13,291
Highland Lakes Lake Maintenance	17,596
Hilda's Estates Subdivision	5,770
Homestar Landings	22,604
Interian Homes Landscape	7,824
Jarguti Subdivision	8,553
JC Kern Estates	35,595

Joanna Estates	9,670
Kendale Lakes	726,141
Kendalland	244,390
Keystone	22,602
Kingdom Dreams	85,480
Kings Estates	10,406
Lake Frances 1st Addition	26,405
Laroc Estates	17,183
Lauren's Pond	19,880
Limewood Groves	69,962
Mangus Subdivision Sect 1&2	72,344
Marpi Homes	48,435
Mediterranea	29,409
Melody Homes	6,342
Miller Cove	68,177
Miller Cove 1st Addition	9,840
Miller Lake	11,118
Milon Venture	73,818
Missy Estates First Addition	19,962
Moody Drive Estates	26,024
Moody Drive Estates First Addition	19,702
Naranja Gardens	28,573
North Palm Estates	18,099
Oakland Estates	17,187
Oaks South Estates	33,314
Old Cutler Homes Landscape	28,009
Olivia's Subdivision	11,520
Park Lakes	32,886
Park Lakes by the Meadow Phase 6	11,204
Park Lakes by the Meadows Phase 3	3,756
Park Lakes By The Meadows Phases 4-5	12,309
Pete's Place	20,620
Ponce Est Sect 2	26,998
Ponce Estates	49,018
Precious Executive Homes	20,900
Precious Forest Homes	22,508
Renaissance Estates	38,782
Renaissance Ranches	32,900
Rieumont Estates	20,494
Royal Harbor Yacht Club	32,875
Royal Landings	17,978
Royal Landings Estates	7,255
Sable Palm Estates	80,164
San Denis San Pedro	59,601
Santa Barbara Subdivision	46,758
Sella Subdivision	34,573
Shoma Homes at Tamiami II	154,509
Shoreway Subdivision	129,087
Sinos Estates Landscape	12,624
Sky Lake Golf Club	38,926
South Kendall Estates	14,396
Sunset Cove	16,885
Superior Subdivision	14,063
Valencia Grove Estates	20,835

Venetian Lake	12,746
Watersedge	10,826
West Kendall Best	126,943
Westwind Lakes	360,739
Wonderly Estates	71,397
Woodlands	24,800
Zamora's Grove	<u>11,539</u>
Right-of-Way Maintenance Reserves	684,200
	<u>2,498,904</u>
Total	<u>\$9,899,144</u>

**SPECIAL ASSESSMENT FUNDS**  
**Special Tax Districts - Road Maintenance**  
**(Fund CO027)**

<b><u>Revenues:</u></b>	<b><u>2022-23</u></b>
Carryover -- Road Maintenance Districts	\$350,000
Special Taxing Districts FY 2022-23 Assessments - Road Maintenance Districts	<u>104,000</u>
Total	<u>\$454,000</u>

<b><u>Expenditures:</u></b>	
Hibiscus Island Reserves	\$104,000
	<u>350,000</u>
Total	<u>\$454,000</u>

**MIAMI-DADE AVIATION DEPARTMENT  
Revenue Fund**

<b><u>Revenues:</u></b>	<b><u>2022-23</u></b>
Carryover	\$87,658,000
Miami International Airport	842,960,000
Miami Executive Airport (Tamiami Airport)	2,761,000
Opa-Locka Airport	11,362,000
Homestead Airport	413,000
Training and Transition Airport	11,000
Transfer from Improvement Fund	<u>76,500,000</u>
 Total	 <u>\$1,021,665,000</u>
 <b><u>Expenditures:</u></b>	
Miami International Airport	\$569,882,000
Miami Executive Airport (Tamiami Airport)	1,461,000
Opa-Locka Airport	1,271,000
Homestead Airport	634,000
Training and Transition Airport	<u>287,000</u>
 Subtotal Operating Expenditures	 <u>\$573,535,000</u>
 Transfer to Other Funds:	
Sinking Fund	\$267,008,000
Reserve Maintenance	20,000,000
Improvement Fund	<u>67,700,000</u>
 Subtotal Transfers to Other Funds	 <u>\$354,708,000</u>
 Operating Reserve/Ending Cash Balance	 <u>\$93,422,000</u>
 Total	 <u>\$1,021,665,000</u>

**MIAMI-DADE AVIATION DEPARTMENT  
Double Barrel Bonds Sinking Fund**

<b><u>Revenues:</u></b>	<b><u>2022-23</u></b>
Carryover	\$32,700,000
Transfer from Improvement Fund	12,770,000
Interest Earnings	<u>300,000</u>
 Total	 <u>\$45,770,000</u>
 <b><u>Expenditures:</u></b>	
Payment of DB Bonds Debt Service	\$7,168,000
Ending Cash Balance (Reserve for Claims)	<u>38,602,000</u>
 Total	 <u>\$45,770,000</u>

**PUBLIC HOUSING AND COMMUNITY DEVELOPMENT**  
**Public Housing Operations Fund**

<b><u>Revenues:</u></b>	<b><u>2022-23</u></b>
Transfer from Countywide General Fund (Fund G1001)	\$216,000
Rental Income	13,288,000
Interest Earnings	25,000
Miscellaneous Operating Revenues	6,004,000
Public Housing Subsidy	51,137,000
Federal Grants	<u>10,735,000</u>
 Total	 <u>\$81,405,000</u>

<b><u>Expenditures:</u></b>	
Operating Expenditures	\$73,113,000
Transfer of Operating Subsidy to Central Office Cost Center Fund	6,288,000
Transfer of Federal Funds to Central Office Cost Center Fund	1,807,000
Reserves	<u>197,000</u>
 Total	 <u>\$81,405,000</u>

**PUBLIC HOUSING AND COMMUNITY DEVELOPMENT**  
**Central Office Cost Center (COCC) Fund**

<b><u>Revenues:</u></b>	<b><u>2022-23</u></b>
Transfer from Countywide General Fund (Fund G1001)	\$782,000
Interest Earnings	3,000
Federal Funds	1,807,000
Transfer from Section 8 Housing Choice Voucher Fund	3,830,000
Transfer from Public Housing Operations Fund	6,288,000
COCC Holdover Funds from Public Housing/Section 8	<u>11,948,000</u>
 Total	 <u>\$24,658,000</u>

<b><u>Expenditures:</u></b>	
Central Office Operations	\$12,043,000
Reserves	<u>12,615,000</u>
 Total	 <u>\$24,658,000</u>

**PUBLIC HOUSING AND COMMUNITY DEVELOPMENT  
Section 8 Housing Choice Voucher**

<u>Revenues:</u>	<u>2022-23</u>
Housing Assistance Payments	\$268,293,000
Section 8 Administrative Fee	43,420,000
Miscellaneous Revenues	5,618,000
Interest Earnings	<u>3,000</u>
Total	<u>\$317,334,000</u>
<u>Expenditures:</u>	
Operations	\$17,041,000
Section 8 Housing Assistance Payments	268,293,000
Transfer to Central Office Cost Center Fund	3,830,000
Reserves	<u>28,170,000</u>
Total	<u>\$317,334,000</u>

**PUBLIC HOUSING AND COMMUNITY DEVELOPMENT  
Housing and Community Development Operating Funds**

<u>Revenues:</u>	<u>2022-23</u>	
Carryover		\$378,637,000
Affordable Housing Trust Fund	5,000,000	450,000
Community Development Block Grant (CDBG)		13,296,000
Documentary Stamp Surtax		44,000,000
Emergency Shelter Grant		2,100,000
Program Income		2,278,000
HOME Investment Partnerships Program		4,880,000
State Housing Initiative Partnership Program (SHIP)		1,437,000
Loan Repayments		18,831,000
Interest Earnings on Investments		3,115,000
Loan Servicing Fees		1,251,000
Miscellaneous Revenue		<u>1,224,000</u>
Total	<u>\$476,049,000</u>	<u>\$471,499,000</u>
<u>Expenditures:</u>		
Administration		\$3,147,000
Operating and Programmatic Expenditures		79,940,000
Transfer to General Government Improvement Fund - (GGIF) for Debt Service (Fund CO003)		867,000
Reserves	<u>392,095,000</u>	<u>387,545,000</u>
Total	<u>\$476,049,000</u>	<u>\$471,499,000</u>

**PUBLIC HOUSING AND COMMUNITY DEVELOPMENT**  
**Targeted Urban Areas**  
**U.S. HUD Economic Development Initiatives Section 108 Loan**

<u>Revenues:</u>	<u>2022-23</u>
Economic Development Initiatives (EDI)/Brownfields Economic Development Initiative (BEDI) Carryover	\$857,000
Community Development Block Grant (CDBG) Carryover	599,000
Total	<u>\$1,456,000</u>

<u>Expenditures:</u>	
Transfer to Debt Service	<u>\$1,456,000</u>

**MIAMI-DADE WATER AND SEWER**  
**Revenue Fund**

<u>Revenues:</u>	<u>2022-23</u>
Operating:	
Water Production	\$394,382,000
Wastewater Disposal	466,101,000
Other Revenues	<u>25,219,000</u>
Subtotal Operating Revenues	<u>\$885,702,000</u>
Non-operating:	
Interest Earnings Income (Net of Changes in Non-Cash Items)	\$2,833,000
FY 2022-23 Cash Requirement per Bond Ordinance	<u>82,900,000</u>
Subtotal Non-Operating Revenues	<u>85,733,000</u>
Total	<u>\$971,435,000</u>

<u>Expenditures:</u>	
Operating:	
Water Production	\$220,249,000
Wastewater Disposal	269,193,000
Administrative Reimbursement	<u>25,863,000</u>
Capital Funding:	
Renewal and Replacement	100,000,000
Special Construction	10,128,000
Fire Hydrant Fund	<u>2,800,000</u>
Subtotal Operating Expenditures	<u>\$628,233,000</u>
Non-operating:	
FY 2022-23 Cash Requirement per Bond Ordinance	<u>\$85,883,000</u>
Total Debt Service Requirements (Including Interest Earnings)	<u>\$257,319,000</u>
Total	<u>\$971,435,000</u>

**MIAMI-DADE WATER AND SEWER  
Debt Service Fund**

<b><u>Revenues:</u></b>	<b><u>2022-23</u></b>
FY 2022-23 Debt Service Fund Requirement	\$165,145,000
Transfer from Revenue Fund	<u>257,319,000</u>
Total	<u>\$422,464,000</u>
<b><u>Expenditures:</u></b>	
Debt Service Payments	\$257,319,000
FY 2022-23 Debt Service Fund	<u>165,145,000</u>
Total	<u>\$422,464,000</u>

**MIAMI-DADE WATER AND SEWER  
General Reserve Fund**

<b><u>Revenues:</u></b>	<b><u>2022-23</u></b>
Carryover	<u>\$79,708,000</u>
<b><u>Expenditures:</u></b>	
Ending Cash Balance	<u>\$79,708,000</u>

**MIAMI-DADE WATER AND SEWER  
Rate Stabilization Fund**

<b><u>Revenues:</u></b>	<b><u>2022-23</u></b>
Carryover	<u>\$30,534,000</u>
<b><u>Expenditures:</u></b>	
Ending Cash Balance	<u>\$30,534,000</u>



**JACKSON HEALTH SYSTEMS  
Operating Budget  
Including Funded Depreciation**

<u>Revenues:</u>	<u>2022-23</u>
Transfer from Countywide General Fund and COVID support (Fund G1001) for Maintenance of Effort	\$263,532,000
County Health Care Sales Surtax	388,410,000
Net Patient Service Revenue	1,690,280,000
Other Operating Revenues excluding JMH Health Plan Revenue	245,306,000
Other Non-Operating Revenue	21,000,000
Cash Carryover Available for Operations	<u>333,132,000</u>
 Total*	 <u>\$2,941,660,000</u>

<u>Expenditures:</u>	
Operating Expenses excluding JMH Health Plan Purchase of Services	\$2,608,528,000
Depreciation/Transfer to Capital	182,062,000
Principal Payments	10,920,000
Reduction in Accounts Payable	7,075,000
Cash for Unanticipated Expenses/Carryover in FY 2022-23	<u>133,075,000</u>
 Total	 <u>\$2,941,660,000</u>

\*Total Revenues include adjustments for uncollectible accounts, contractual allowances, and the 95% adjustment required by State law.

Notes: The Public Health Trust provides for inmate medical services in compliance with all applicable laws and requirements. The above

**CAPITAL BUDGET**  
**APPROPRIATION SCHEDULES**

**DEBT SERVICE FUND**  
**Safe Neighborhood Parks Program Bonds**

**General Obligation Bonds**  
**Fund D1003**  
**Interest and Sinking Fund**

**Project: 201117**

<b><u>Revenues:</u></b>	<b><u>2022-23</u></b>
Ad Valorem – Countywide (Tax Roll: \$378,038,098,944)	<b><u>\$9,150,000</u></b>
<b><u>Expenditures:</u></b>	
Principal Payments of Bonds	\$6,885,000
Interest Payments on Bonds	2,240,000
Transfer to Bond Administration (Fund G3058)	23,000
Arbitrage Rebate Computation Services	<u>2,000</u>
 Total	 <b><u>\$9,150,000</u></b>

**Building Better Communities Program Bonds**

**General Obligation Bonds**  
**Fund D1004**  
**Interest and Sinking Fund**

**Project: 201119**

<b><u>Revenues:</u></b>	<b><u>2022-23</u></b>
Ad Valorem – Countywide (Tax Roll: \$378,038,098,944)	<b><u>\$120,104,000</u></b>
<b><u>Expenditures:</u></b>	
Principal Payments on Bonds	\$49,655,000
Interest Payments on Bonds	70,137,000
Transfer to Bond Administration (Fund G3058)	300,000
Arbitrage Rebate Computation Services	<u>12,000</u>
 Total	 <b><u>\$120,104,000</u></b>

**GOB Public Health Trust Program Bonds**

**General Obligation Bonds**  
**Fund Code D1005**  
**Interest and Sinking Fund**

**Project: 201120**

<b><u>Revenues:</u></b>	<b><u>2022-23</u></b>
Ad Valorem – Countywide (Tax Roll: \$378,038,098,944)	<b><u>\$45,029,000</u></b>
<b><u>Expenditures:</u></b>	
Principal Payments of Bonds	\$14,550,000
Interest Payments on Bonds	30,358,000
Transfer to Bond Administration (Fund G3058)	113,000
Arbitrage Rebate Computation Services	<u>8,000</u>
 Total	 <b><u>\$45,029,000</u></b>

Professional Sports Franchise Tax Bonds

**Special Obligation Bonds – Prof. Sports Franchise Tax**  
**Fund Code D3111**  
**Prof. Sports Franchise Tax – Revenue Fund**

**Project: 205800**

<b>Revenues:</b>	<b>2022-23</b>
Transfer from Tourist Development Tax (Fund ST002)	\$8,634,000
Transfer from Professional Sports Franchise Tax Revenue (Fund ST004)	<u>22,234,000</u>
Total	<b>\$30,868,000</b>
<b>Expenditures:</b>	
Transfer to Debt Service Fund - Series 2009 A (Project 205901) (Fund Code D3005)	\$5,613,000
Transfer to Debt Service Fund – Series 2009 B (Project 205911) (Fund Code D3006)	372,000
Transfer to Debt Service Fund – Series 2009 D (Project 205931) (Fund Code D3008)	357,000
Transfer to Debt Service Fund - Series 2009 E (Project 205941) (Fund Code D3009)	4,740,000
Transfer to Debt Service Fund - Series 2018 (Project 205952) (Fund Code D3001)	9,416,000
Transfer to Project 214109 (SO Notes 08 A- Crandon Clubhouse) (Fund Code D4009)	129,000
Transfer to Surplus Fund (Project 205804) (Fund D3004)	<u>10,241,000</u>
Total	<b>\$30,868,000</b>

**Special Obligation Bonds – Prof. Sports Franchise Tax**  
**Fund Code D3004**  
**Prof. Sports Franchise Tax Refunding – Surplus Fund/Shortfall Reserve**

**Project: 205804**

<b>Revenues:</b>	<b>2022-23</b>
Interest Earnings	\$10,000
Transfer from Revenue Fund (Project 205800) (Fund Code D3111)	10,241,000
Programmed Cash Reserves	<u>3,909,000</u>
Total	<b>\$14,160,000</b>
<b>Expenditures:</b>	
Reserve for Future Debt Service	\$8,760,000
Transfer to Tourist Development Tax for Beach Renourishment (Fund ST002)	\$3,900,000
Transfer to Tourist Development Tax for Underline Maintenance (Fund ST002)	<u>1,500,000</u>
Total	<b>\$14,160,000</b>

**Special Obligation Bonds – Prof. Sports Franchise Tax**  
**Fund Code D3005**  
**Prof. Sports Franchise Tax Refunding – Series "2009A" Debt Service Fund**

**Project: 205901**

<b>Revenues:</b>	<b>2022-23</b>
Programmed Cash Reserves	\$2,799,000
Transfer from Revenue Fund (Project 205800) (Fund D3111)	<u>5,613,000</u>
Total	<b>\$8,412,000</b>
<b>Expenditures:</b>	
Interest Payment on Bonds	\$5,598,000
Reserve for Future Debt Service	2,799,000
Transfer to Bond Administration (Fund G3058)	14,000
Arbitrage Rebate Computation Services	<u>1,000</u>
Total	<b>\$8,412,000</b>

**Special Obligation Bonds – Prof. Sports Franchise Tax**  
**Fund Code D3006**  
**Prof. Sports Franchise Tax Refunding – Taxable Series "2009B" Debt Service Fund**

**Project: 205911**

<b><u>Revenues:</u></b>	<b><u>2022-23</u></b>
Programmed Cash Reserves	\$185,000
Transfer from Revenue Fund (Project 205800) (Fund D3111)	<u>372,000</u>
Total	<b><u>\$557,000</u></b>
<b><u>Expenditures:</u></b>	
Interest Payment on Bonds	\$370,000
Reserve for Future Debt Service	185,000
Transfer to Bond Administration (Fund G3058)	1,000
Arbitrage Rebate Computation Services	<u>1,000</u>
Total	<b><u>\$557,000</u></b>

**Special Obligation Bonds – Prof. Sports Franchise Tax**  
**Fund Code D3007**  
**Prof. Sports Franchise Tax Revenue – Series "2009C" Debt Service Fund**

**Project: 205921**

<b><u>Revenues:</u></b>	<b><u>2022-23</u></b>
Programmed Cash Reserve	<b><u>\$1,123,000</u></b>
<b><u>Expenditures:</u></b>	
Reserve for Future Debt Service	\$1,121,000
Arbitrage Rebate Computation Services	<u>2,000</u>
Total	<b><u>\$1,123,000</u></b>

**Special Obligation Bonds – Prof. Sports Franchise Tax**  
**Fund D3008**  
**Prof. Sports Franchise Tax Revenue – Taxable Series "2009D" Debt Service Fund**

**Project: 205931**

<b><u>Revenues:</u></b>	<b><u>2022-23</u></b>
Programmed Cash Reserve	\$177,000
Transfer from Professional Sport Franchise Tax Revenue Fund (Project 205800) (Fund D3111)	<u>357,000</u>
Total	<b><u>\$534,000</u></b>
<b><u>Expenditures:</u></b>	
Interest Payment on Bonds	\$354,000
Reserve for Future Debt Service	177,000
Transfer to Bond Administration (Fund G3058)	1,000
Arbitrage Rebate Computation Services	<u>2,000</u>
Total	<b><u>\$534,000</u></b>

**Special Obligation Bonds – Prof. Sports Franchise Tax**

**Fund D3009**

**Prof. Sports Franchise Tax Revenue – Variable Rate Series "2009E" Debt Service Fund**

**Project: 205941**

	<b>2022-23</b>
<b>Revenues:</b>	
Programmed Cash Reserve	\$1,670,000
Transfer from Professional Sport Franchise Tax Revenue Fund (Project 205800) (Fund D3111)	4,740,000
Total	<u>\$6,410,000</u>

<b>Expenditures:</b>	
Interest Payment on Bonds	\$3,330,000
Reserve for Future Debt Service	1,670,000
Transfer to Bond Administration (Fund G3058)	8,000
Arbitrage Rebate Computation Services	2,000
Other General and Administrative Expenses (LOC and Remarketing)	1,400,000
Total	<u>\$6,410,000</u>

**Special Obligation Bonds – Prof. Sports Franchise Tax**

**Fund D3001**

**Prof. Sports Franchise Tax Revenue – Taxable Series "2018" Debt Service Fund**

**Project: 205952**

	<b>2022-23</b>
<b>Revenues:</b>	
Programmed Cash Reserve	\$6,954,000
Transfer from Professional Sports Franchise Tax Revenue Fund (Project 205800) (Fund D3111)	9,416,000
Total	<u>\$16,370,000</u>

<b>Expenditures:</b>	
Principal Payment on Bonds	\$5,520,000
Interest Payment on Bonds	2,776,000
Reserve for Future Debt Service	8,051,000
Transfer to Bond Administration (Fund G3058)	21,000
Arbitrage Rebate Computation Services	2,000
Total	<u>\$16,370,000</u>

**CDT Special Obligation and Refunding Bonds**

**Special Obligation and Refunding Bonds**

**Fund D3112**

**Special Obligation & Refg. Bonds – (CDT) – Series "2012A and 2012B" – Revenue Fund**

**Project: 206300**

	<b>2022-23</b>
<b>Revenues:</b>	
Tax Receipts - Omni Tax Increment Account	\$1,430,000
Transfer – Convention Development Tax Trust (Fund ST007)	40,322,000
Total	<u>\$41,752,000</u>

<b>Expenditures:</b>	
Transfers to Debt Service Fund - Series 2012A Bonds (Project 206703) (Fund D3019)	\$164,000
Transfers to Debt Service Fund - Series 2016A Junior Lien Bonds (Project 206707) (Fund D3023)	4,005,000
Transfers to Debt Service Fund - Series 2016 Bonds (Project 206708) (Fund D3024)	14,689,000
Transfers to Debt Service Fund - Series 2021A Subord SOB Bonds (Project 206710) (Fund D3125)	8,896,000
Transfers to Debt Service Fund - Series 2021B Subord SOB Bonds (Project 206711) (Fund D3126)	11,056,000
Transfer to Debt Service Fund – Series 2009 Bonds (Project 206711) (Fund D3017)	87,000
Cap Asset Refg. Bonds, Series 2021B Sunshine (Fund Code D3139)	2,855,000
Total	<u>\$41,752,000</u>

**Subordinate Special Obligation and Refunding Bonds – (CDT)  
Fund D3017  
Subordinate Spec. Obligation Bonds – (CDT) – Series “2009”**

**Project: 206701**

<b><u>Revenues:</u></b>	<b><u>2022-23</u></b>
Programmed Cash Reserve	\$1,159,000
Transfer from Revenue Fund (Project 206300) (Fund Code D3112)	<u>87,000</u>
Total	<u>\$1,246,000</u>
<b><u>Expenditures:</u></b>	
Arbitrage Rebate Computation Services	\$2,000
Reserve for Future Debt Service - Cash	<u>1,244,000</u>
Total	<u>\$1,246,000</u>

**Subordinate Special Obligation and Refunding Bonds – (CDT)  
Fund D3018  
Subordinate Spec. Obligation & Refg. Bonds – (CDT) – Series “2009” - Reserve Fund**

**Project: 206702**

<b><u>Revenues:</u></b>	<b><u>2022-23</u></b>
Programmed Cash Reserve	<u>\$9,121,000</u>
<b><u>Expenditures:</u></b>	
Reserve for Future Debt Service	<u>\$9,121,000</u>

**Special Obligation and Refunding Bonds  
Fund D3019  
Special Obligation & Refunding Bonds – (CDT) – Series “2012A” Debt Service Fund**

**Project: 206703**

<b><u>Revenues:</u></b>	<b><u>2022-23</u></b>
Programmed Cash Reserve – Series 2012A – Omni	\$7,560,000
Transfer from Revenue Fund (Project 206300) (Fund D3112)	<u>164,000</u>
Total	<u>\$7,724,000</u>
<b><u>Expenditures:</u></b>	
Principal Payments on Bonds	\$7,515,000
Interest Payments on Bonds	188,000
Arbitrage Rebate Computation Services	2,000
Transfer to Bond Administration (Fund G3058)	<u>19,000</u>
Total	<u>\$7,724,000</u>

**Subordinate Special Obligation and Refunding Bonds – (CDT)  
Fund D3020  
Subordinate Spec. Obligation & Refg. Bonds – (CDT) – Series “2012A” - Reserve Fund**

**Project: 206704**

<b><u>Revenues:</u></b>	<b><u>2022-23</u></b>
Programmed Cash Reserve	<u>\$23,206,000</u>
<b><u>Expenditures:</u></b>	
Reserve for Future Debt Service - Cash	<u>\$23,206,000</u>

**Subordinate Special Obligation and Refunding Bonds – (CDT)**  
**Fund D3022**  
**Subordinate Spec. Obligation & Refg. Bonds – (CDT) – Series “2012B” - Reserve Fund**

**Project: 206706**

<b><u>Revenues:</u></b>	<b><u>2022-23</u></b>
Programmed Cash Reserve	<u>\$31,568,000</u>
<b><u>Expenditures:</u></b>	
Reserve for Future Debt Service - Cash	<u>\$31,568,000</u>

**Junior Lien Special Obligation Bonds - (CDT)**  
**Fund D3023**  
**Phillip and Patricia Frost Museum of Science**

**Project: 206707**

<b><u>Revenues:</u></b>	<b><u>2022-23</u></b>
Programmed Cash Reserves	\$3,508,000
Transfer from Revenue Fund – (Project 206300) (Fund D3112)	<u>4,005,000</u>
Total	<u>\$7,513,000</u>
<b><u>Expenditures:</u></b>	
Principal Payments on Bonds	\$3,020,000
Interest Payments on Series 2016 Bonds	932,000
Reserve for Future Debt Service – Series 2016	3,549,000
Arbitrage Rebate Computation Services	2,000
Transfer to Bond Administration (Fund G3058)	<u>10,000</u>
Total	<u>\$7,513,000</u>

**Subordinate Special Obligation and Refunding Bonds – (CDT)**  
**Fund D3024**  
**Subordinate Spec. Obligation & Refd. Bonds - (CDT) - Series "2016"**

**Project: 206708**

<b><u>Revenues:</u></b>	<b><u>2022-23</u></b>
Programmed Cash Reserves	\$8,815,000
Transfer from Revenue Fund – (Project 206300) (Fund D3112)	<u>14,689,000</u>
Total	<u>\$23,504,000</u>
<b><u>Expenditures:</u></b>	
Principal Payments on Bonds	\$3,830,000
Interest Payments on Series 2016 Bonds	9,874,000
Reserve for Future Debt Service – Series 2016	9,764,000
Arbitrage Rebate Computation Services	2,000
Transfer to Bond Administration (Fund G3058)	<u>34,000</u>
Total	<u>\$23,504,000</u>

**Subordinate Special Obligation and Refunding Bonds – (CDT)**  
**Fund D3105**  
**Subordinate Spec. Oblig. & Refg. Bonds – (CDT) – Series “2016 & 16A” - Reserve Fund**

**Project: 206709**

<b><u>Revenues:</u></b>	<b><u>2022-23</u></b>
Programmed Cash Reserves	<u>\$32,260,000</u>
<b><u>Expenditures:</u></b>	
Reserve for Future Debt Service	<u>\$32,260,000</u>



**Subordinate Special Obligation and Refunding Bonds – (CDT)  
Fund D3125  
Subordinate Spec. Oblig. & Refg. Bonds – (CDT) – Series “2021A”**

**Project: 206710**

<u>Revenues:</u>	<u>2022-23</u>
Programmed Cash Reserves	\$1,444,000
Transfer from Revenue Fund – (Project 206300) (Fund D3112)	<u>8,896,000</u>
Total	<u>\$10,340,000</u>
<u>Expenditures:</u>	
Interest Payments on Series 2021A Bonds	\$2,887,000
Reserve for Future Debt Service – Series 2021A	7,444,000
Arbitrage Rebate Computation Services	2,000
Transfer to Bond Administration (Fund G3058)	<u>7,000</u>
Total	<u>\$10,340,000</u>

**Subordinate Special Obligation and Refunding Bonds – (CDT)  
Fund D3126  
Subordinate Spec. Oblig. & Refg. Bonds – (CDT) – Series “2021B”**

**Project: 206711**

<u>Revenues:</u>	<u>2022-23</u>
Programmed Cash Reserves	\$5,156,000
Transfer from Revenue Fund – (Project 206300) (Fund D3112)	<u>11,056,000</u>
Total	<u>\$16,212,000</u>
<u>Expenditures:</u>	
Principal Payment on Bonds	\$1,000,000
Interest Payments on Series 2021B Bonds	8,309,000
Reserve for Future Debt Service – Series 2021B	6,878,000
Arbitrage Rebate Computation Services	2,000
Transfer to Bond Administration (Fund G3058)	<u>23,000</u>
Total	<u>\$16,212,000</u>

**Transit System Sales Surtax Revenue Bonds**

**Transit System Sales Surtax Revenue Bonds General Segment  
Fund D3026  
Transit System Sales Surtax Revenue Fund**

**Project: 209400**

<u>Revenues:</u>	<u>2022-23</u>
Transfer from Transit System Sales Surtax Revenue Fund (ET001)	\$21,279,000
Transfer from Transit, Public Works (G1001)	<u>54,000</u>
Total	<u>\$21,333,000</u>
<u>Expenditures:</u>	
Transfer to Debt Service Fund – Series 08 (209403) (Fund D3029)	\$1,000
Transfer to Debt Service Fund – Series 10 (209405) (Fund D3031)	3,136,000
Transfer to Debt Service Fund – Series 15 (209407) (Fund D3033)	5,201,000
Transfer to Debt Service Fund – Series 17 (209408) (Fund D3034)	1,247,000
Transfer to Debt Service Fund – Series 18 (209409) (Fund D3035)	514,000
Transfer to Debt Service Fund – Series 19 (209410) (Fund D3036)	6,909,000
Transfer to Debt Service Fund – Series 20A&B (209411) (Fund D3117)	<u>4,325,000</u>
Total	<u>\$21,333,000</u>

**Transit System Sales Surtax Revenue Bonds General Segment**  
**Fund D3027**  
**Transit System Sales Surtax Reserve Fund**

**Project: 209401**

<b><u>Revenues:</u></b>	<b><u>2022-23</u></b>
Programmed Cash Reserve - 2015	\$3,372,000
Programmed Surety Reserve (Non-Cash) - 2008	4,589,000
Programmed Cash Reserve - 2009 and 2010	11,465,000
Programmed Cash Reserve - 2012	7,446,000
Total	\$26,872,000
<b><u>Expenditures:</u></b>	
Reserve for Future Debt Service - Non-Cash	\$4,589,000
Reserve for Future Debt Service	22,283,000
Total	\$26,872,000

**Transit System Sales Surtax Revenue Bonds, Series 08**  
**Fund D3029**  
**Transit System Sales Surtax Debt Service Fund**

**Project: 209403**

<b><u>Revenues:</u></b>	<b><u>2022-23</u></b>
Transfer from Transit System Sales Surtax Revenue Fund (Project 209400) (Fund D3026)	\$1,000
<b><u>Expenditures:</u></b>	
Arbitrage Rebate Computation Services	\$1,000

**Transit System Sales Surtax Revenue Bonds (Tax Exempt), Series 2010B**  
**Fund D3031**  
**Transit System Sales Surtax Debt Service Fund - Public Works Portion**

**Project: 209405**

<b><u>Revenues:</u></b>	<b><u>2022-23</u></b>
Transfer from Revenue Fund (Project 209400) (Fund D3026) Series 2010B (Fund D3026)	\$3,136,000
Federal Subsidy Receipts - BABs Series 2010B	820,000
Programmed Federal Subsidy / Cash Reserve - BABs Series 2010B	621,000
Total	\$4,577,000
<b><u>Expenditures:</u></b>	
Principal Payments on Tax-Exempt Series 2010B Bonds	\$1,171,000
Interest Payments on Taxable (BABs) Series 2010B Bonds	2,486,000
Reserve for Future Debt Service - Series 2010B	910,000
Transfer to Bond Administration (Fund G3058)	9,000
Arbitrage Rebate Computation Services Series 2010B	1,000
Total	\$4,577,000

**Transit System Sales Surtax Revenue Bonds (Tax Exempt), Series 2015**  
**Fund D3033**  
**Transit System Sales Surtax Debt Service Fund - Public Works Portion**

**Project: 209407**

<b><u>Revenues:</u></b>	<b><u>2022-23</u></b>
Transfer from Revenue Fund (Project 209400) (Fund D3026)	\$5,201,000
Programmed Cash Reserve	<u>1,297,000</u>
Total	<b><u>\$6,498,000</u></b>
<b><u>Expenditures:</u></b>	
Principal Payments	\$3,374,000
Interest Payments	1,812,000
Reserve for Future Debt Service	1,297,000
Transfer to Bond Administration (Fund G3058)	13,000
Arbitrage Rebate Computation Services	<u>2,000</u>
Total	<b><u>\$6,498,000</u></b>

**Transit System Sales Surtax Revenue Bonds (Tax Exempt), Series 2017**  
**Fund D3034**  
**Transit System Sales Surtax Debt Service Fund - Public Works Portion**

**Project: 209408**

<b><u>Revenues:</u></b>	<b><u>2022-23</u></b>
Transfer from Transit System Sales Surtax Revenue Fund (Project 209400) (Fund D3026)	\$1,247,000
Programmed Cash Reserve	<u>310,000</u>
Total	<b><u>\$1,557,000</u></b>
<b><u>Expenditures:</u></b>	
Interest Payments	\$1,242,000
Reserve for Future Debt Service	310,000
Transfer to Bond Administration (Fund G3058)	3,000
Arbitrage Rebate Computation Services	<u>2,000</u>
Total	<b><u>\$1,557,000</u></b>

**Transit System Sales Surtax Revenue Bonds (Tax Exempt), Series 2018**  
**Fund D3035**  
**Transit System Sales Surtax Debt Service Fund - Public Works Portion**

**Project: 209409**

<b><u>Revenues:</u></b>	<b><u>2022-23</u></b>
Transfer from Revenue Fund (Project 209400) (Fund D3026)	\$514,000
Programmed Cash Reserve	<u>128,000</u>
Total	<b><u>\$642,000</u></b>
<b><u>Expenditures:</u></b>	
Interest Payments	\$511,000
Reserve for Future Debt Service	128,000
Transfer to Bond Administration (Fund G3058)	1,000
Arbitrage Rebate Computation Services	<u>2,000</u>
Total	<b><u>\$642,000</u></b>

**Transit System Sales Surtax Revenue Bonds (Tax Exempt), Series 2019**  
**Fund D3036**  
**Transit System Sales Surtax Debt Service Fund - Public Works Portion**

**Project: 209410**

<b><u>Revenues:</u></b>	<b><u>2022-23</u></b>
Transfer from Revenue Fund (Project 209400) (Fund D3026)	\$6,909,000
Programmed Cash Reserve	<u>1,723,000</u>
Total	<b><u>\$8,632,000</u></b>
<b><u>Expenditures:</u></b>	
Principal Payments	\$3,096,000
Interest Payments	3,795,000
Reserve for Future Debt Service	1,722,000
Transfer to Bond Administration (Fund G3058)	17,000
Arbitrage Rebate Computation Services	<u>2,000</u>
Total	<b><u>\$8,632,000</u></b>

**Transit System Sales Surtax Revenue Bonds (Tax Exempt), Series 2020A&B**  
**Fund D3117**  
**Transit System Sales Surtax Debt Service Fund - Public Works Portion**

**Project: 209411**

<b><u>Revenues:</u></b>	<b><u>2022-23</u></b>
Transfer from Revenue Fund (Project 209400) (Fund D3026)	\$4,325,000
Programmed Cash Reserve	<u>1,680,000</u>
Total	<b><u>\$6,005,000</u></b>
<b><u>Expenditures:</u></b>	
Interest Payments Series 2020A	\$654,000
Reserve for Future Debt Service Series 2020A	163,000
Transfer to Bond Administration (Fund G3058)	2,000
Arbitrage Rebate Computation Services Series 2020A	2,000
Principal Payments Series 2020B	1,207,000
Interest Payments Series 2020B	2,450,000
Reserve for Future Debt Service Series 2020B	1,516,000
Transfer to Bond Administration (Fund G3058)	9,000
Arbitrage Rebate Computation Services Series 2020B	<u>2,000</u>
Total	<b><u>\$6,005,000</u></b>

**Courthouse Center Bonds**

**Special Obligation Bonds – Courthouse Revenue Fund**  
**Fund D3113**  
**Spec. Obligation Bonds – Revenue Fund**

**Project: 210100**

<b><u>Revenues:</u></b>	<b><u>2022-23</u></b>
\$30 Criminal and Civil Traffic Fines (Fund G3017)	\$4,856,000
Transfer from Debt Service Reserve Fund (Project 210108) (Fund D3038)	<u>1,597,000</u>
Total	<b><u>\$6,453,000</u></b>
<b><u>Expenditures:</u></b>	
Transfer to Debt Service, Series 2003B (Project 210513) (Fund D3039)	\$3,329,000
Transfer to Debt Service, Series 2014B (Project 210517) (Fund D3042)	1,446,000
Transfer to Debt Service, Series 2015 (Project 210519) (Fund D3044)	<u>1,678,000</u>
Total	<b><u>\$6,453,000</u></b>

**Special Obligation Bonds – Courthouse Center Project**  
**Fund D3038**  
**Spec. Obligation Bonds – Courthouse Ctr. Proj. – Debt Service Reserve Fund**

**Project: 210108**

<u>Revenues:</u>	<u>2022-23</u>
Programmed Cash Reserve	\$10,974,000
<b>Expenditures:</b>	
Reserve for Future Debt Service - Cash (Proposed New Bonds)	\$9,377,000
Transfer to Revenue Fund (Project 210100) (Fund D3113)	1,597,000
Total	<u>\$10,974,000</u>

**Special Obligation Bonds – Courthouse Center Project**  
**Fund D3039**  
**Spec. Obligation Bonds – Juvenile Courthouse Ctr. Proj. – Series “2003” – Debt Service Fund**

**Project: 210513**

<u>Revenues:</u>	<u>2022-23</u>
Transfer from Revenue Fund (Project 210100) (Fund D3113)	\$3,329,000
Interest Earnings	2,000
Programmed Cash Reserve - Series B	2,333,000
Total	<u>\$5,664,000</u>
<b>Expenditures:</b>	
Principal Payments on Series 2003B Bonds	\$1,635,000
Interest Payments on Series 2003B Bonds	2,138,000
Reserve for Future Debt Service - Series B	1,878,000
Transfer to Bond Administration (Fund G3058)	9,000
Arbitrage Rebate Computation Services	4,000
Total	<u>\$5,664,000</u>

**Special Obligation Bonds – Courthouse Center Project**  
**Fund D3042**  
**Spec. Obligation Bonds – Juvenile Courthouse Ctr. Proj. – Series “2014B” – Debt Service Fund**

**Project: 210517**

<u>Revenues:</u>	<u>2022-23</u>
Transfer from Revenue Fund (Project 210100) (Fund D3113)	\$1,446,000
Programmed Cash Reserve - Series 2014B	404,000
Total	<u>\$1,850,000</u>
<b>Expenditures:</b>	
Principal Payments on Series 2014B Bonds	\$565,000
Interest Payments on Series 2014B Bonds	866,000
Reserve for Future Debt Service - Series 2014B	413,000
Transfer to Bond Administration (Fund G3058)	4,000
Arbitrage Rebate Computation Services	2,000
Total	<u>\$1,850,000</u>

**Special Obligation Bonds – Courthouse Center Project**  
**Fund D3044**  
**Spec. Obligation Bonds – Juvenile Courthouse Ctr. Proj. – Series “2015” – Debt Service Fund**

**Project: 210519**

<b><u>Revenues:</u></b>	<b><u>2022-23</u></b>
Transfer from Revenue Fund (Project 210100) (Fund D3113)	\$1,678,000
Programmed Cash Reserve - Series 2015	<u>836,000</u>
Total	<b><u>\$2,514,000</u></b>

<b><u>Expenditures:</u></b>	
Interest Payments on Series 2015 Bonds	\$1,672,000
Reserve for Future Debt Service - Series 2015	836,000
Transfer to Bond Administration (Fund G3058)	4,000
Arbitrage Rebate Computation Services	<u>2,000</u>
Total	<b><u>\$2,514,000</u></b>

**Stormwater Utility Revenue Bonds**

**Special Obligation Bonds – Stormwater Utility Revenue Bond Program**  
**Fund D3114**  
**Stormwater Utility Revenue Bond Program - Revenue Fund**

**Project: 211101**

<b><u>Revenues:</u></b>	<b><u>2022-23</u></b>
Transfer from Stormwater Revenue Fund (Fund SU001)	\$6,073,000

<b><u>Expenditures:</u></b>	
Transfer to Debt Service Fund – Series 2020 (Project 211106) (Fund D3118)	\$6,073,000

**Special Obligation Bonds – Stormwater Utility Revenue Bond Program**  
**Fund D3118**  
**Stormwater Utility Revenue Bond Program Series “2020” Bonds, Debt Service Fund**

**Project: 211106**

<b><u>Revenues:</u></b>	<b><u>2022-23</u></b>
Transfer from Revenue Fund (Project 211101) (Fund D3114)	\$6,073,000
Programmed Cash Reserve	<u>1,000,000</u>
Total	<b><u>\$7,073,000</u></b>

<b><u>Expenditures:</u></b>	
Principal Payments on Bonds	\$4,450,000
Interest Payments on Bonds	1,811,000
Reserve for Future Debt Service	794,000
Transfer to Bond Administration (Fund G3058)	16,000
Arbitrage Rebate Computation Services	<u>2,000</u>
Total	<b><u>\$7,073,000</u></b>

**Cap. Asset Acquisition Special Obligation Bonds**

**Capital Asset Acquisition Special Obligation – Series “2013A”**  
**Fund D3068**  
**Debt Service Fund - Series 2013A Bonds- ERP**

**Project: 213931**

<b><u>Revenues:</u></b>	<b><u>2022-23</u></b>
Programmed Cash Reserve	\$54,000
Transfer from IT Funding Model (Fund G6001)	<u>2,216,000</u>
Total	<b><u>\$2,270,000</u></b>

<b><u>Expenditures:</u></b>	
Principal Payments Bonds - 2013A Bonds	\$2,155,000
Interest Payments on Bonds - 2013A Bonds	108,000
Arbitrage Rebate Services	1,000
Transfer to Bond Administration (Fund G3058)	<u>6,000</u>
Total	<b><u>\$2,270,000</u></b>

**Capital Asset Acquisition Special Obligation – Series “2013A”**  
**Fund D3069**  
**Debt Service Fund - Series 2013A Bonds- Elections**

**Project: 213932**

<b>Revenues:</b>	<b>2022-23</b>
Programmed Cash Reserve	\$14,000
Transfer from General Government Improvement Fund - (GGIF) (Fund CO003)	<u>587,000</u>
Total	<u>\$601,000</u>

<b>Expenditures:</b>	
Principal Payments Bonds - 2013A Bonds	\$570,000
Interest Payments on Bonds - 2013A Bonds	29,000
Arbitrage Rebate Services	1,000
Transfer to Bond Administration (Fund G3058)	<u>1,000</u>
Total	<u>\$601,000</u>

**Capital Asset Acquisition Special Obligation – Series “2013A”**  
**Fund D3070**  
**Debt Service Fund - Series 2013A Bonds- Portables**

**Project: 213933**

<b>Revenues:</b>	<b>2022-23</b>
Programmed Cash Reserve	\$5,000
Transfer from General Government Improvement Fund - (GGIF) (Fund CO003)	<u>203,000</u>
Total	<u>\$208,000</u>

<b>Expenditures:</b>	
Principal Payments Bonds - 2013A Bonds	\$195,000
Interest Payments on Bonds - 2013A Bonds	10,000
Arbitrage Rebate Services	1,000
Transfer to Bond Administration (Fund G3058)	<u>2,000</u>
Total	<u>\$208,000</u>

**Capital Asset Acquisition Special Obligation – Series “2013A”**  
**Fund D3071**  
**Debt Service Fund - Series 2013A Bonds- West Lot**

**Project: 213934**

<b>Revenues:</b>	<b>2022-23</b>
Programmed Cash Reserve	\$4,000
Transfer from Internal Services Department (Fund G5010)	<u>145,000</u>
Total	<u>\$149,000</u>

<b>Expenditures:</b>	
Principal Payments Bonds - 2013A Bonds	\$140,000
Interest Payments on Bonds - 2013A Bonds	7,000
Arbitrage Rebate Services	1,000
Transfer to Bond Administration (Fund G3058)	<u>1,000</u>
Total	<u>\$149,000</u>

**Capital Asset Acquisition Special Obligation – Series “2013A”**  
**Fund D3072**  
**Debt Service Fund - Series 2013A Bonds- Naranja Lakes**

**Project: 213935**

<b>Revenues:</b>	<b>2022-23</b>
Programmed Cash Reserve	\$6,000
Transfer from Fund TF191	<u>238,000</u>
Total	<u>\$244,000</u>

<b>Expenditures:</b>	
Principal Payments Bonds - 2013A Bonds	\$230,000
Interest Payments on Bonds - 2013A Bonds	12,000
Arbitrage Rebate Services	1,000
Transfer to Bond Administration (Fund G3058)	<u>1,000</u>
Total	<u>\$244,000</u>

**Capital Asset Acquisition Special Obligation – Series “2013A”**  
**Fund D3073**  
**Debt Service Fund - Series 2013A Bonds- Scott Carver/Hope VI**

**Project: 213936**

<u>Revenues:</u>	<u>2022-23</u>
Programmed Cash Reserve	\$12,000
Transfer from General Government Improvement Fund - (GGIF) (Fund CO003)	<u>478,000</u>
Total	<u>\$490,000</u>

<u>Expenditures:</u>	
Principal Payments Bonds - 2013A Bonds	\$465,000
Interest Payments on Bonds - 2013A Bonds	23,000
Arbitrage Rebate Services	1,000
Transfer to Bond Administration (Fund G3058)	<u>1,000</u>
Total	<u>\$490,000</u>

**Capital Asset Acquisition Special Obligation – Series “2013A”**  
**Fund D3074**  
**Debt Service Fund - Series 2013A Bonds- Bus Lease (CAHSD)**

**Project: 213937**

<u>Revenues:</u>	<u>2022-23</u>
Programmed Cash Reserve	\$16,000
Transfer from General Government Improvement Fund - (GGIF) (Fund CO003)	<u>327,000</u>
Total	<u>\$343,000</u>

<u>Expenditures:</u>	
Principal Payments Bonds - 2013A Bonds	\$325,000
Interest Payments on Bonds - 2013A Bonds	16,000
Arbitrage Rebate Services	1,000
Transfer to Bond Administration (Fund G3058)	<u>1,000</u>
Total	<u>\$343,000</u>

**Capital Asset Acquisition Special Obligation – Series “2013B”**  
**Fund D3075**  
**Debt Service Fund - Series 2013B Bonds - Answer Center**

**Project: 213939**

<u>Revenues:</u>	<u>2022-23</u>
Programmed Cash Reserve	\$7,000
Transfer from General Government Improvement Fund - (GGIF) (Fund CO003)	<u>157,000</u>
Total	<u>\$164,000</u>

<u>Expenditures:</u>	
Principal Payments Bonds - 2013B Bonds	\$144,000
Interest Payments on Bonds - 2013B Bonds	14,000
Reserve For Debt Service - 2013B Bonds	4,000
Arbitrage Rebate Services	1,000
Transfer to Bond Administration (Fund G3058)	<u>1,000</u>
Total	<u>\$164,000</u>

**Capital Asset Acquisition Special Obligation – Series “2013B”**  
**Fund D3076**  
**Debt Service Fund - Series 2013B Bonds- Golf Club of Miami**

**Project: 213940**

<u>Revenues:</u>	<u>2022-23</u>
Programmed Cash Reserve	\$9,000
Transfer from General Government Improvement Fund - (GGIF) (Fund CO003)	<u>191,000</u>
Total	<u>\$200,000</u>

<u>Expenditures:</u>	
Principal Payments Bonds - 2013B Bonds	\$176,000
Interest Payments on Bonds - 2013B Bonds	18,000
Reserve For Debt Service - 2013B Bonds	4,000
Arbitrage Rebate Services	1,000
Transfer to Bond Administration (Fund G3058)	<u>1,000</u>
Total	<u>\$200,000</u>



**Capital Asset Acquisition Special Obligation – Series “2013B”**  
**Fund D3079**  
**Debt Service Fund - Series 2013B Bonds- ADA**

**Project: 213943**

<b>Revenues:</b>	<b>2022-23</b>
Programmed Cash Reserve	\$9,000
Transfer from General Government Improvement Fund - (GGIF) (Fund CO003)	<u>195,000</u>
Total	<b>\$204,000</b>
<b>Expenditures:</b>	
Principal Payments Bonds - 2013B Bonds	\$180,000
Interest Payments on Bonds - 2013B Bonds	18,000
Reserve For Debt Service - 2013B Bonds	4,000
Arbitrage Rebate Services	1,000
Transfer to Bond Administration (Fund G3058)	<u>1,000</u>
Total	<b>\$204,000</b>

**Capital Asset Acquisition Special Obligation – Series “2013B”**  
**Fund D3080**  
**Debt Service Fund - Series 2013B Bonds- Elections**

**Project: 213944**

<b>Revenues:</b>	<b>2022-23</b>
Programmed Cash Reserve	\$23,000
Transfer from General Government Improvement Fund - (GGIF) (Fund CO003)	<u>504,000</u>
Total	<b>\$527,000</b>
<b>Expenditures:</b>	
Principal Payments Bonds - 2013B Bonds	\$467,000
Interest Payments on Bonds - 2013B Bonds	46,000
Reserve For Debt Service - 2013B Bonds	12,000
Arbitrage Rebate Services	1,000
Transfer to Bond Administration (Fund G3058)	<u>1,000</u>
Total	<b>\$527,000</b>

**Capital Asset Acquisition Special Obligation – Series “2013B”**  
**Fund D3081**  
**Debt Service Fund - Series 2013B Bonds- Courthouse Façade**

**Project: 213945**

<b>Revenues:</b>	<b>2022-23</b>
Programmed Cash Reserve	\$29,000
Transfer from General Government Improvement Fund - (GGIF) (Fund CO003)	<u>618,000</u>
Total	<b>\$647,000</b>
<b>Expenditures:</b>	
Principal Payments Bonds - 2013B Bonds	\$573,000
Interest Payments on Bonds - 2013B Bonds	57,000
Reserve For Debt Service - 2013B Bonds	14,000
Arbitrage Rebate Services	1,000
Transfer to Bond Administration (Fund G3058)	<u>2,000</u>
Total	<b>\$647,000</b>

**\$29.72 Million Capital Asset Acquisition Fixed Rate Special Obligation – Series “2016A”**  
**Fund D3082**  
**Animal Shelter \$17.54 Million**

**Project: 213946**

<b><u>Revenues:</u></b>	<b><u>2022-23</u></b>
Programmed Carryover	\$394,000
Transfer from Animal Services (Fund G3002)	330,000
Transfer from General Government Improvement Fund - (GGIF) (Fund CO003)	<u>809,000</u>
Total	<b><u>\$1,533,000</u></b>

<b><u>Expenditures:</u></b>	
Principal Payments Bonds - Series 2016A	\$355,000
Interest Payments on Bonds - Series 2016A	788,000
Reserve For Debt Service - Series 2016A	385,000
Arbitrage Rebate Services	2,000
Transfer to Bond Administration (Fund G3058)	<u>3,000</u>
Total	<b><u>\$1,533,000</u></b>

**\$29.72 Million Capital Asset Acquisition Fixed Rate Special Obligation – Series “2016A”**  
**Fund D3083**  
**Liberty City Clinic \$1.915 Million**

**Project: 213947**

<b><u>Revenues:</u></b>	<b><u>2022-23</u></b>
Programmed Carryover	\$43,000
Transfer from Animal Services (Fund G3002)	<u>128,000</u>
Total	<b><u>\$171,000</u></b>

<b><u>Expenditures:A1486</u></b>	
Principal Payments Bonds - Series 2016A	\$40,000
Interest Payments on Bonds - Series 2016A	86,000
Reserve For Debt Service - Series 2016A	42,000
Arbitrage Rebate Services	2,000
Transfer to Bond Administration (Fund G3058)	<u>1,000</u>
Total	<b><u>\$171,000</u></b>

**\$29.72 Million Capital Asset Acquisition Fixed Rate Special Obligation – Series “2016A”**  
**Fund D3084**  
**Zoo \$2.99 Million**

**Project: 213948**

<b><u>Revenues:</u></b>	<b><u>2022-23</u></b>
Programmed Carryover	\$43,000
Transfer from Parks, Recreation and Open Spaces (Fund G4004)	<u>338,000</u>
Total	<b><u>\$381,000</u></b>

<b><u>Expenditures:</u></b>	
Principal Payments Bonds - Series 2016A	\$255,000
Interest Payments on Bonds - Series 2016A	86,000
Reserve For Debt Service - Series 2016A	37,000
Arbitrage Rebate Services	2,000
Transfer to Bond Administration (Fund G3058)	<u>1,000</u>
Total	<b><u>\$381,000</u></b>

**\$29.72 Million Capital Asset Acquisition Fixed Rate Special Obligation – Series “2016A”**  
**Fund D3085**  
**Park Improvements \$3.195 Million**

**Project: 213949**

<b><u>Revenues:</u></b>	<b><u>2022-23</u></b>
Programmed Carryover	\$55,000
Transfer from General Government Improvement Fund - (GGIF) (Fund CO003)	<u>308,000</u>
Total	<u>\$363,000</u>
<b><u>Expenditures:</u></b>	
Principal Payments Bonds - Series 2016A	\$200,000
Interest Payments on Bonds - Series 2016A	110,000
Reserve For Debt Service - Series 2016A	50,000
Arbitrage Rebate Services	2,000
Transfer to Bond Administration (Fund G3058)	<u>1,000</u>
Total	<u>\$363,000</u>

**\$193.4 Million Capital Asset Acquisition Fixed Rate Special Obligation – Series “2016B”**  
**Fund D3086**  
**Overtown I \$87.690 Million**

**Project: 213951**

<b><u>Revenues:</u></b>	<b><u>2022-23</u></b>
Programmed Carryover	\$1,100,000
Transfer from Internal Services Department (Fund G5010)	<u>4,768,000</u>
Total	<u>\$5,868,000</u>
<b><u>Expenditures:</u></b>	
Principal Payments Bonds - Series 2016B	\$2,620,000
Interest Payments on Bonds - Series 2016B	2,200,000
Reserve For Debt Service - Series 2016B	1,034,000
Arbitrage Rebate Services	2,000
Transfer to Bond Administration (Fund G3058)	<u>12,000</u>
Total	<u>\$5,868,000</u>

**\$193.4 Million Capital Asset Acquisition Fixed Rate Special Obligation – Series “2016B”**  
**Fund D3087**  
**Overtown II \$26.750 Million**

**Project: 213952**

<b><u>Revenues:</u></b>	<b><u>2022-23</u></b>
Programmed Carryover	\$353,000
Transfer from Internal Services Department (Fund G5010)	<u>1,530,000</u>
Total	<u>\$1,883,000</u>
<b><u>Expenditures:</u></b>	
Principal Payments Bonds - Series 2016B	\$840,000
Interest Payments on Bonds - Series 2016B	705,000
Reserve For Debt Service - Series 2016B	332,000
Arbitrage Rebate Services	2,000
Transfer to Bond Administration (Fund G3058)	<u>4,000</u>
Total	<u>\$1,883,000</u>

**\$193.4 Million Capital Asset Acquisition Fixed Rate Special Obligation – Series “2016B”**  
**Fund D3088**  
**Libraries \$26.110 Million**

**Project: 213953**

<b><u>Revenues:</u></b>	<b><u>2022-23</u></b>
Programmed Carryover	\$293,000
Transfer from Library Department (Fund SL001)	1,572,000
Total	<b><u>\$1,865,000</u></b>
<b><u>Expenditures:</u></b>	
Principal Payments Bonds - Series 2016B	\$1,005,000
Interest Payments on Bonds - Series 2016B	586,000
Reserve For Debt Service - Series 2016B	268,000
Arbitrage Rebate Services	2,000
Transfer to Bond Administration (Fund G3058)	4,000
Total	<b><u>\$1,865,000</u></b>

**\$193.4 Million Capital Asset Acquisition Fixed Rate Special Obligation – Series “2016B”**  
**Fund D3089**  
**Purchase and Build Up TECO \$18.600 Million**

**Project: 213954**

<b><u>Revenues:</u></b>	<b><u>2022-23</u></b>
Programmed Carryover	\$233,000
Transfer from Internal Service Department (Fund G5011)	1,018,000
Total	<b><u>\$1,251,000</u></b>
<b><u>Expenditures:</u></b>	
Principal Payments Bonds - Series 2016B	\$560,000
Interest Payments on Bonds - Series 2016B	467,000
Reserve For Debt Service - Series 2016B	219,000
Arbitrage Rebate Services	2,000
Transfer to Bond Administration (Fund G3058)	3,000
Total	<b><u>\$1,251,000</u></b>

**\$193.4 Million Capital Asset Acquisition Fixed Rate Special Obligation – Series “2016B”**  
**Fund D3090**  
**ETSF Radio Towers Project \$4.785 Million**

**Project: 213955**

<b><u>Revenues:</u></b>	<b><u>2022-23</u></b>
Programmed Carryover	\$36,000
Transfer from Information Technology Department (Fund G6001)	330,000
Total	<b><u>\$366,000</u></b>
<b><u>Expenditures:</u></b>	
Principal Payments Bonds - Series 2016B	\$260,000
Interest Payments on Bonds - Series 2016B	73,000
Reserve For Debt Service - Series 2016B	30,000
Arbitrage Rebate Services	2,000
Transfer to Bond Administration (Fund G3058)	1,000
Total	<b><u>\$366,000</u></b>

**\$193.4 Million Capital Asset Acquisition Fixed Rate Special Obligation – Series “2016B”**  
**Fund D3091**  
**Corrections Fire System \$10.335 Million**

**Project: 213956**

<b><u>Revenues:</u></b>	<b><u>2022-23</u></b>
Programmed Carryover	\$80,000
Transfer from General Government Improvement Fund - (GGIF) (Fund CO003)	715,000
Total	<b><u>\$795,000</u></b>
<b><u>Expenditures:</u></b>	
Principal Payments Bonds - Series 2016B	\$570,000
Interest Payments on Bonds - Series 2016B	157,000
Reserve For Debt Service - Series 2016B	64,000
Arbitrage Rebate Services	2,000
Transfer to Bond Administration (Fund G3058)	2,000
Total	<b><u>\$795,000</u></b>

**\$193.4 Million Capital Asset Acquisition Fixed Rate Special Obligation – Series “2016B”**  
**Fund D3092**  
**Hope VI \$15.910 Million**

**Project: 213957**

<b><u>Revenues:</u></b>	<b><u>2022-23</u></b>
Programmed Carryover	\$199,000
Transfer from General Government Improvement Fund - (GGIF) (Fund CO003)	867,000
Total	<b><u>\$1,066,000</u></b>
<b><u>Expenditures:</u></b>	
Principal Payments Bonds - Series 2016B	\$475,000
Interest Payments on Bonds - Series 2016B	399,000
Reserve For Debt Service - Series 2016B	188,000
Arbitrage Rebate Services	2,000
Transfer to Bond Administration (Fund G3058)	2,000
Total	<b><u>\$1,066,000</u></b>

**\$193.4 Million Capital Asset Acquisition Fixed Rate Special Obligation – Series “2016B”**  
**Fund D3093**  
**New ISD Shop \$19.345 Million**

**Project: 213958**

<b><u>Revenues:</u></b>	<b><u>2022-23</u></b>
Programmed Carryover	\$217,000
Transfer from Internal Services Department (Fund G5010)	1,166,000
Total	<b><u>\$1,383,000</u></b>
<b><u>Expenditures:</u></b>	
Principal Payments Bonds - Series 2016B	\$745,000
Interest Payments on Bonds - Series 2016B	434,000
Reserve For Debt Service - Series 2016B	199,000
Arbitrage Rebate Services	2,000
Transfer to Bond Administration (Fund G3058)	3,000
Total	<b><u>\$1,383,000</u></b>

**\$193.4 Million Capital Asset Acquisition Fixed Rate Special Obligation – Series “2016B”**  
**Fund D3094**  
**Answer Center \$3.9 Million**

**Project: 213959**

<b><u>Revenues:</u></b>	<b><u>2022-23</u></b>
Programmed Carryover	\$27,000
Transfer from General Government Improvement Fund - (GGIF) (Fund CO003)	<u>58,000</u>
Total	<b><u>\$85,000</u></b>
<b><u>Expenditures:</u></b>	
Interest Payments on Bonds - Series 2016B	\$55,000
Reserve For Debt Service - Series 2016B	27,000
Arbitrage Rebate Services	2,000
Transfer to Bond Administration (Fund G3058)	<u>1,000</u>
Total	<b><u>\$85,000</u></b>

**\$193.4 Million Capital Asset Acquisition Fixed Rate Special Obligation – Series “2016B”**  
**Fund D3095**  
**Americans With Disabilities Act (ADA) Projects \$4.7 Million**

**Project: 213960**

<b><u>Revenues:</u></b>	<b><u>2022-23</u></b>
Programmed Carryover	\$4,000
Transfer from General Government Improvement Fund - (GGIF) (Fund CO003)	<u>10,000</u>
Total	<b><u>\$14,000</u></b>
<b><u>Expenditures:</u></b>	
Interest Payments on Bonds - Series 2016B	\$7,000
Reserve For Debt Service - Series 2016B	4,000
Arbitrage Rebate Services	2,000
Transfer to Bond Administration (Fund G3058)	<u>1,000</u>
Total	<b><u>\$14,000</u></b>

**\$193.4 Million Capital Asset Acquisition Fixed Rate Special Obligation – Series “2016B”**  
**Fund D3096**  
**Golf Club of Miami \$4.6 Million**

**Project: 213961**

<b><u>Revenues:</u></b>	<b><u>2022-23</u></b>
Programmed Carryover	\$4,000
Transfer from General Government Improvement Fund - (GGIF) (Fund CO003)	<u>10,000</u>
Total	<b><u>\$14,000</u></b>
<b><u>Expenditures:</u></b>	
Interest Payments on Bonds - Series 2016B	\$7,000
Reserve For Debt Service - Series 2016B	4,000
Arbitrage Rebate Services	2,000
Transfer to Bond Administration (Fund G3058)	<u>1,000</u>
Total	<b><u>\$14,000</u></b>

**\$193.4 Million Capital Asset Acquisition Fixed Rate Special Obligation – Series “2016B”**  
**Fund D3097**  
**Elections Building \$11.7 Million**

**Project: 213962**

<b><u>Revenues:</u></b>	<b><u>2022-23</u></b>
Programmed Carryover	\$88,000
Transfer from General Government Improvement Fund - (GGIF) (Fund CO003)	<u>179,000</u>
Total	<b><u>\$267,000</u></b>
<b><u>Expenditures:</u></b>	
Interest Payments on Bonds - Series 2016B	\$176,000
Reserve For Debt Service - Series 2016B	88,000
Arbitrage Rebate Services	2,000
Transfer to Bond Administration (Fund G3058)	<u>1,000</u>
Total	<b><u>\$267,000</u></b>

**\$193.4 Million Capital Asset Acquisition Fixed Rate Special Obligation – Series “2016B”**  
**Fund D3098**  
**Courthouse Façade Project \$15 Million**

**Project: 213963**

<b><u>Revenues:</u></b>	<b><u>2022-23</u></b>
Programmed Carryover	\$12,000
Transfer from General Government Improvement Fund - (GGIF) (Fund CO003)	<u>27,000</u>
Total	<b><u>\$39,000</u></b>
<b><u>Expenditures:</u></b>	
Interest Payments on Bonds - Series 2016B	\$24,000
Reserve For Debt Service - Series 2016B	12,000
Arbitrage Rebate Services	2,000
Transfer to Bond Administration (Fund G3058)	<u>1,000</u>
Total	<b><u>\$39,000</u></b>

**\$193.4 Million Capital Asset Acquisition Fixed Rate Special Obligation – Series “2016B”**  
**Fund D3099**  
**Public Service Tax (UMSA) Series “2006” \$28 Million**

**Project: 213964**

<b><u>Revenues:</u></b>	<b><u>2022-23</u></b>
Programmed Carryover	\$299,000
Transfer from Unincorporated Municipal Service Area General Fund (Fund G1001)	<u>1,628,000</u>
Total	<b><u>\$1,927,000</u></b>
<b><u>Expenditures:</u></b>	
Principal Payments on Bonds - Series 2016B	\$1,135,000
Interest Payments on Bonds - Series 2016B	543,000
Reserve For Debt Service - Series 2016B	243,000
Arbitrage Rebate Services	2,000
Transfer to Bond Administration (Fund G3058)	<u>4,000</u>
Total	<b><u>\$1,927,000</u></b>

**\$193.4 Million Capital Asset Acquisition Fixed Rate Special Obligation – Series “2016B”**  
**Fund D3100**  
**Public Service Tax (UMSA) Series “2007” \$30 Million**

**Project: 213965**

<b><u>Revenues:</u></b>	<b><u>2022-23</u></b>
Programmed Carryover	\$328,000
Transfer from Unincorporated Municipal Service Area General Fund (Fund G1001)	<u>1,765,000</u>
Total	<u>\$2,093,000</u>
<b><u>Expenditures:</u></b>	
Principal Payments on Bonds - Series 2016B	\$1,130,000
Interest Payments on Bonds - Series 2016B	657,000
Reserve For Debt Service - Series 2016B	300,000
Arbitrage Rebate Services	2,000
Transfer to Bond Administration (Fund G3058)	<u>4,000</u>
Total	<u>\$2,093,000</u>

**\$74.435 Million Capital Asset Acquisition Fixed Rate Special Obligation – Series “2017A”**  
**Fund D3101**  
**PHT (Tax Exempt) \$26.055 Million**

**Project: 213966**

<b><u>Revenues:</u></b>	<b><u>2022-23</u></b>
Programmed Carryover	\$488,000
Transfer from General Government Improvement Fund - (GGIF) (Fund CO003)	<u>3,321,000</u>
Total	<u>\$3,809,000</u>
<b><u>Expenditures:</u></b>	
Principal Payments on Bonds, Series 2017A	\$2,395,000
Interest Payments on Bonds - Series 2017A	976,000
Reserve For Debt Service - Series 2017A	428,000
Arbitrage Rebate Services	2,000
Transfer to Bond Administration (Fund G3058)	<u>8,000</u>
Total	<u>\$3,809,000</u>

**\$74.435 Million Capital Asset Acquisition Fixed Rate Special Obligation – Series “2017A”**  
**Fund D3102**  
**Light Speed Project (Tax Exempt) \$870,000**

**Project: 213967**

<b><u>Revenues:</u></b>	<b><u>2022-23</u></b>
Programmed Carryover	\$15,000
Transfer from Internal Services Department (Fund G5010)	<u>62,000</u>
Total	<u>\$77,000</u>
<b><u>Expenditures:</u></b>	
Principal Payments on Bonds, Series 2017A	\$30,000
Interest Payments on Bonds - Series 2017A	30,000
Reserve For Debt Service - Series 2017A	14,000
Arbitrage Rebate Services	2,000
Transfer to Bond Administration (Fund G3058)	<u>1,000</u>
Total	<u>\$77,000</u>



**\$16.185 million Capital Asset Acquisition Fixed Special Obligation Bonds – Series “2018A”**  
**Fund D3103**  
**Elections - ADA Equipment - \$6.135 million**

**Project: 213968**

<b><u>Revenues:</u></b>	<b><u>2022-23</u></b>
Programmed Cash Reserves	\$74,000
Transfer from General Government Improvement Fund - (GGIF) (Fund CO003)	<u>511,000</u>
Total	<b><u>\$585,000</u></b>
<b><u>Expenditures:</u></b>	
Principal Payments on Bonds, Series 2018A	\$365,000
Interest Payments on Bonds, Series 2018A	148,000
Reserve for Future Debt Service, Series 2018A	68,000
Arbitrage Rebate Services	2,000
Transfer to Bond Administration (Fund G3058)	<u>2,000</u>
Total	<b><u>\$585,000</u></b>

**\$16.185 million Capital Asset Acquisition Fixed Special Obligation Bonds – Series “2018A”**  
**Fund D3104**  
**Quality Neighborhood Improvement Projects (QNIP) - \$10.050 million**

**Project: 213969**

<b><u>Revenues:</u></b>	<b><u>2022-23</u></b>
Programmed Cash Reserves	\$121,000
Transfer from General Government Improvement Fund - (GGIF) (Fund CO003)	<u>838,000</u>
Total	<b><u>\$959,000</u></b>
<b><u>Expenditures:</u></b>	
Principal Payments on Bonds, Series 2018A	\$600,000
Interest Payments on Bonds, Series 2018A	242,000
Reserve for Future Debt Service, Series 2018A	112,000
Arbitrage Rebate Services	2,000
Transfer to Bond Administration (Fund G3058)	<u>3,000</u>
Total	<b><u>\$959,000</u></b>

**\$64.650 million Capital Asset Acquisition Fixed Special Obligation Bonds – Series “2019A”**  
**Fund D3115**  
**Quality Neighborhood Improvement Projects (QNIP) - \$8.095 million**

**Project: 213970**

<b><u>Revenues:</u></b>	<b><u>2022-23</u></b>
Programmed Cash Reserves	\$185,000
Transfer from General Government Improvement Fund (Fund CO003)	<u>638,000</u>
Total	<b><u>\$823,000</u></b>
<b><u>Expenditures:</u></b>	
Principal Payments on Bonds, Series 2019A	\$265,000
Interest Payments on Bonds, Series 2019A	373,000
Reserve for Future Debt Service, Series 2019A	180,000
Arbitrage Rebate Services	2,000
Transfer to Bond Administration (Fund G3058)	<u>3,000</u>
Total	<b><u>\$823,000</u></b>

**\$64.650 million Capital Asset Acquisition Fixed Special Obligation Bonds – Series “2019A”**

**Fund D3116**

**\$56.555 million - Fire Rescue Helicopters**

**Project: 213971**

**Revenues:**

Programmed Cash Reserves  
Transfer from General Government Improvement Fund (Fund CO003)

Total

**2022-23**

\$1,304,000  
4,429,000

\$5,733,000

**Expenditures:**

Principal Payments on Bonds, Series 2019A  
Interest Payments on Bonds, Series 2019A  
Reserve for Future Debt Service, Series 2019A  
Arbitrage Rebate Services  
Transfer to Bond Administration (Fund G3058)

Total

\$1,855,000  
2,607,000  
1,257,000  
2,000  
12,000

\$5,733,000

**\$96.930 million Capital Asset Acquisition Special Obligation – Series “2019B”**

**Fund D3106**

**\$52.222 million Debt Service Fund - Overtown II**

**Project: 213972**

**Revenues:**

Programmed Cash Reserve  
Transfer from Internal Services Department - Overtown II Project (87%) (Fund G5010)

Total

**2022-23**

\$1,162,000  
3,950,000

\$5,112,000

**Expenditures:**

Principal Payments Bonds - Overtown II Project (87%)  
Interest Payments on Bonds - Overtown II Project (87%)  
Reserve For Debt Service - Series 2019B Bonds (Overtown II Project)  
Arbitrage Rebate Services  
Transfer to Bond Administration (Fund G3058)

Total

\$1,654,000  
2,325,000  
1,121,000  
1,000  
11,000

\$5,112,000

**\$96.930 million Capital Asset Acquisition Special Obligation – Series “2019B”**

**Fund D3107**

**\$18.836 million - West Lot Project**

**Project: 213973**

**Revenues:**

Programmed Cash Reserve  
Transfer from Internal Services Department (Fund G5010)

Total

**2022-23**

\$415,000  
1,464,000

\$1,879,000

**Expenditures:**

Principal Payments on Bonds, Series 2019B  
Interest Payments on Bonds, Series 2019B  
Reserve for Future Debt Service, Series 2019B  
Arbitrage Rebate Services  
Transfer to Bond Administration (Fund G3058)

Total

\$643,000  
830,000  
399,000  
2,000  
5,000

\$1,879,000

**\$96.930 million Capital Asset Acquisition Special Obligation – Series “2019B”**  
**Fund D3108**  
**\$11.111 million - Lightspeed Project**

**Project: 213974**

<b><u>Revenues:</u></b>	<b><u>2022-23</u></b>
Programmed Cash Reserves	\$245,000
Transfer from Internal Services Department (Fund G5010)	<u>864,000</u>
Total	<b><u>\$1,109,000</u></b>
<b><u>Expenditures:</u></b>	
Principal Payments on Bonds, Series 2019B	\$379,000
Interest Payments on Bonds, Series 2019B	490,000
Reserve for Future Debt Service, Series 2019B	235,000
Arbitrage Rebate Services	2,000
Transfer to Bond Administration (Fund G3058)	<u>3,000</u>
Total	<b><u>\$1,109,000</u></b>

**\$96.930 million Capital Asset Acquisition Special Obligation – Series “2019B”**  
**Fund D3109**  
**\$6.989 million - Project Close-Out Project**

**Project: 213975**

<b><u>Revenues:</u></b>	<b><u>2022-23</u></b>
Programmed Cash Reserve	\$154,000
Transfer from Internal Services Department (Fund G5010)	131,000
Transfer from General Government Improvement Fund (Fund CO003)	<u>413,000</u>
Total	<b><u>\$698,000</u></b>
<b><u>Expenditures:</u></b>	
Principal Payments on Bonds, Series 2019B	\$238,000
Interest Payments on Bonds, Series 2019B	308,000
Reserve for Future Debt Service, Series 2019B	148,000
Arbitrage Rebate Services	2,000
Transfer to Bond Administration (Fund G3058)	<u>2,000</u>
Total	<b><u>\$698,000</u></b>

**\$124.835 million Capital Asset Acquisition Special Obligation – Series “2020C”**  
**Fund D3127**  
**Enterprise Resource Planning - \$4.7 million**

**Project: 213976**

<b><u>Revenues:</u></b>	<b><u>2022-23</u></b>
Programmed Cash Reserve	\$963,000
Transfer from IT Funding Model (Fund G6001)	<u>1,933,000</u>
Total	<b><u>\$2,896,000</u></b>
<b><u>Expenditures:</u></b>	
Interest Payments on Bonds, Series 2020C	\$1,926,000
Reserve for Future Debt Service, Series 2020C	963,000
Arbitrage Rebate Services	2,000
Transfer to Bond Administration (Fund G3058)	<u>5,000</u>
Total	<b><u>\$2,896,000</u></b>

**\$124.835 million Capital Asset Acquisition Special Obligation – Series “2020C”**  
**Fund D3128**  
**Criminal Justice Information System - \$22.924 million**

**Project: 213977**

<b><u>Revenues:</u></b>	<b><u>2022-23</u></b>
Programmed Cash Reserve	\$395,000
Transfer from General Government Improvement Fund (Fund CO003)	<u>792,000</u>
Total	<b><u>\$1,187,000</u></b>
<b><u>Expenditures:</u></b>	
Interest Payments on Bonds, Series 2020C	\$789,000
Reserve for Future Debt Service, Series 2020C	394,000
Arbitrage Rebate Services	2,000
Transfer to Bond Administration (Fund G3058)	<u>2,000</u>
Total	<b><u>\$1,187,000</u></b>

**\$124.835 million Capital Asset Acquisition Special Obligation – Series “2020C”**  
**Fund D3129**  
**Computer-Aided Dispatch - \$24.430 million**

**Project: 213978**

<b><u>Revenues:</u></b>	<b><u>2022-23</u></b>
Programmed Cash Reserve	\$421,000
Transfer from General Government Improvement Fund (Fund CO003)	<u>844,000</u>
Total	<b><u>\$1,265,000</u></b>

<b><u>Expenditures:</u></b>	
Interest Payments on Bonds, Series 2020C	\$841,000
Reserve for Future Debt Service, Series 2020C	420,000
Arbitrage Rebate Services	2,000
Transfer to Bond Administration (Fund G3058)	<u>2,000</u>
Total	<b><u>\$1,265,000</u></b>

**\$124.835 million Capital Asset Acquisition Special Obligation – Series “2020C”**  
**Fund D3130**  
**Elections Sorter - \$2.356 million**

**Project: 213979**

<b><u>Revenues:</u></b>	<b><u>2022-23</u></b>
Programmed Cash Reserve	\$41,000
Transfer from General Government Improvement Fund (Fund CO003)	<u>84,000</u>
Total	<b><u>\$125,000</u></b>

<b><u>Expenditures:</u></b>	
Interest Payments on Bonds, Series 2020C	\$81,000
Reserve for Future Debt Service, Series 2020C	41,000
Arbitrage Rebate Services	2,000
Transfer to Bond Administration (Fund G3058)	<u>1,000</u>
Total	<b><u>\$125,000</u></b>

**\$124.835 million Capital Asset Acquisition Special Obligation – Series “2020C”**  
**Fund D3131**  
**Countywide Infrastructure Investment Program (CIIP) - \$25.527 million**

**Project: 213980**

<b><u>Revenues:</u></b>	<b><u>2022-23</u></b>
Programmed Cash Reserve	\$527,000
Transfer from Capital Infrastructure Investment Program (CIIP) (Fund CO082)	<u>1,060,000</u>
Total	<b><u>\$1,587,000</u></b>

<b><u>Expenditures:</u></b>	
Interest Payments on Bonds, Series 2020C	\$1,055,000
Reserve for Future Debt Service, Series 2020C	527,000
Arbitrage Rebate Services	2,000
Transfer to Bond Administration (Fund G3058)	<u>3,000</u>
Total	<b><u>\$1,587,000</u></b>

**\$124.835 million Capital Asset Acquisition Special Obligation – Series “2020C”**  
**Fund D3132**  
**Fingerprint Identification System - \$1.5 million**

**Project: 213981**

<b><u>Revenues:</u></b>	<b><u>2022-23</u></b>
Programmed Cash Reserve	\$26,000
Transfer from General Government Improvement Fund (Fund CO003)	<u>55,000</u>
Total	<b><u>\$81,000</u></b>

<b><u>Expenditures:</u></b>	
Interest Payments on Bonds, Series 2020C	\$52,000
Reserve for Future Debt Service, Series 2020C	26,000
Arbitrage Rebate Services	2,000
Transfer to Bond Administration (Fund G3058)	<u>1,000</u>
Total	<b><u>\$81,000</u></b>

**\$124.835 million Capital Asset Acquisition Special Obligation – Series “2020C”**  
**Fund D3133**  
**Law Enforcement Records Management System (LERMS) - \$964,000**

**Project: 213982**

<b><u>Revenues:</u></b>	<b><u>2022-23</u></b>
Programmed Cash Reserve	\$17,000
Transfer from General Government Improvement Fund (Fund CO003)	<u>36,000</u>
Total	<u>\$53,000</u>
<b><u>Expenditures:</u></b>	
Interest Payments on Bonds, Series 2020C	\$33,000
Reserve for Future Debt Service, Series 2020C	17,000
Arbitrage Rebate Services	2,000
Transfer to Bond Administration (Fund G3058)	<u>1,000</u>
Total	<u>\$53,000</u>

**\$124.835 million Capital Asset Acquisition Special Obligation – Series “2020C”**  
**Fund D3134**  
**Ludlam Trail Bike Path - \$4.359 million**

**Project: 213983**

<b><u>Revenues:</u></b>	<b><u>2022-23</u></b>
Programmed Cash Reserve	\$75,000
Transfer from Parks, Recreation and Open Spaces (Fund G4001)	<u>153,000</u>
Total	<u>\$228,000</u>
<b><u>Expenditures:</u></b>	
Interest Payments on Bonds, Series 2020C	\$150,000
Reserve for Future Debt Service, Series 2020C	75,000
Arbitrage Rebate Services	2,000
Transfer to Bond Administration (Fund G3058)	<u>1,000</u>
Total	<u>\$228,000</u>

**\$124.835 million Capital Asset Acquisition Special Obligation – Series “2020C”**  
**Fund D3135**  
**Customer Relationship Management Modernization (CRMM) - \$2.5 million**

**Project: 213984**

<b><u>Revenues:</u></b>	<b><u>2022-23</u></b>
Programmed Cash Reserve	\$44,000
Transfer from General Government Improvement Fund (Fund CO003)	<u>88,000</u>
Total	<u>\$132,000</u>
<b><u>Expenditures:</u></b>	
Interest Payments on Bonds, Series 2020C	\$86,000
Reserve for Future Debt Service, Series 2020C	43,000
Arbitrage Rebate Services	2,000
Transfer to Bond Administration (Fund G3058)	<u>1,000</u>
Total	<u>\$132,000</u>

**\$124.835 million Capital Asset Acquisition Special Obligation – Series “2020C”**  
**Fund D3136**  
**Cyber Security Strategic Evolution Plan - \$4.248 million**

**Project: 213985**

<b><u>Revenues:</u></b>	<b><u>2022-23</u></b>
Programmed Cash Reserve	\$74,000
Transfer from Information Technology (Fund G6001)	<u>148,000</u>
Total	<u>\$222,000</u>
<b><u>Expenditures:</u></b>	
Interest Payments on Bonds, Series 2020C	\$146,000
Reserve for Future Debt Service, Series 2020C	73,000
Arbitrage Rebate Services	2,000
Transfer to Bond Administration (Fund G3058)	<u>1,000</u>
Total	<u>\$222,000</u>

**\$73.475 million Capital Asset Acquisition Special Obligation Bonds, Series 2020D**  
**Fund D3122**  
**Ballpark - \$24.565 million**

**Project: 213986**

<b><u>Revenues:</u></b>	<b><u>2022-23</u></b>
Programmed Cash Reserve	\$212,000
Transfer from General Government Improvement Fund (Fund CO003)	<u>2,296,000</u>
Total	<b><u>\$2,508,000</u></b>
<b><u>Expenditures:</u></b>	
Principal Payment on Bonds, Series 2020D	\$1,885,000
Interest Payments on Bonds, Series 2020D	423,000
Reserve For Future Debt Service, Series 2020D	193,000
Arbitrage Rebate Services	1,000
Transfer to Bond Administration (Fund G3058)	<u>6,000</u>
Total	<b><u>\$2,508,000</u></b>

**\$73.475 million Capital Asset Acquisition Special Obligation Bonds, Series 2020D**  
**Fund D3119**  
**Enterprise Resource Planning (ERP) - \$46 million**

**Project: 213987**

<b><u>Revenues:</u></b>	<b><u>2022-23</u></b>
Programmed Cash Reserve	\$278,000
Transfer from IT Funding Model (Fund G6001)	<u>960,000</u>
Total	<b><u>\$1,238,000</u></b>
<b><u>Expenditures:</u></b>	
Principal Payment on Bonds, Series 2020D	\$405,000
Interest Payments on Bonds, Series 2020D	556,000
Reserve For Future Debt Service, Series 2020D	274,000
Arbitrage Rebate Services	1,000
Transfer to Bond Administration (Fund G3058)	<u>2,000</u>
Total	<b><u>\$1,238,000</u></b>

**\$73.475 million Capital Asset Acquisition Special Obligation Bonds, Series 2020D**  
**Fund D3120**  
**Portables - \$1.22 million**

**Project: 213988**

<b><u>Revenues:</u></b>	<b><u>2022-23</u></b>
Programmed Cash Reserve	\$12,000
Transfer from General Government Improvement Fund (Fund CO003)	<u>40,000</u>
Total	<b><u>\$52,000</u></b>
<b><u>Expenditures:</u></b>	
Principal Payment on Bonds, Series 2020D	\$15,000
Interest Payments on Bonds, Series 2020D	23,000
Reserve For Future Debt Service, Series 2020D	12,000
Arbitrage Rebate Services	1,000
Transfer to Bond Administration (Fund G3058)	<u>1,000</u>
Total	<b><u>\$52,000</u></b>

**\$73.475 million Capital Asset Acquisition Special Obligation Bonds, Series 2020D**  
**Fund D3124**  
**West Lot - \$2.010 million**

**Project: 213989**

<b><u>Revenues:</u></b>	<b><u>2022-23</u></b>
Programmed Cash Reserve	\$18,000
Transfer from Internal Services Department (Fund G5010)	<u>63,000</u>
Total	<b><u>\$81,000</u></b>
<b><u>Expenditures:</u></b>	
Principal Payment on Bonds, Series 2020D	\$25,000
Interest Payments on Bonds, Series 2020D	36,000
Reserve For Future Debt Service, Series 2020D	18,000
Arbitrage Rebate Services	1,000
Transfer to Bond Administration (Fund G3058)	<u>1,000</u>
Total	<b><u>\$81,000</u></b>

**\$73.475 million Capital Asset Acquisition Special Obligation Bonds, Series 2020D**  
**Fund D3123**  
**Naranja Lakes - \$3.260 million**

**Project: 213990**

<b><u>Revenues:</u></b>	<b><u>2022-23</u></b>
Programmed Cash Reserve	\$29,000
Transfer from Fund TF191	<u>101,000</u>
Total	<u>\$130,000</u>

<b><u>Expenditures:</u></b>	
Principal Payment on Bonds, Series 2020D	\$40,000
Interest Payments on Bonds, Series 2020D	59,000
Reserve For Future Debt Service, Series 2020D	29,000
Arbitrage Rebate Services	1,000
Transfer to Bond Administration (Fund G3058)	<u>1,000</u>
Total	<u>\$130,000</u>

**\$73.475 million Capital Asset Acquisition Special Obligation Bonds, Series 2020D**  
**Fund D3121**  
**Scott Carver - \$11.525 million**

**Project: 213991**

<b><u>Revenues:</u></b>	<b><u>2022-23</u></b>
Programmed Cash Reserve	\$108,000
Transfer from General Government Improvement Fund (Fund CO003)	<u>362,000</u>
Total	<u>\$470,000</u>

<b><u>Expenditures:</u></b>	
Principal Payment on Bonds, Series 2020D	\$145,000
Interest Payments on Bonds, Series 2020D	216,000
Reserve For Future Debt Service, Series 2020D	107,000
Arbitrage Rebate Services	1,000
Transfer to Bond Administration (Fund G3058)	<u>1,000</u>
Total	<u>\$470,000</u>

**\$81.330 Million Capital Asset Acquisition Special Obligation Bonds, Series 2021A**  
**Fund D3137**  
**Countywide Infrastructure Investment Program (CIIP)**

<b><u>Revenues:</u></b>	<b><u>2022-23</u></b>
Programmed Cash Reserve	\$2,620,000
Transfer from the Countywide Infrastructure Investment Program (Fund CO082)	<u>5,256,000</u>
Total	<u>\$7,876,000</u>

<b><u>Expenditures:</u></b>	
Principal Payment on Bonds, Series 2021A	\$1,840,000
Interest Payments on Bonds, Series 2021A	3,401,000
Reserve For Future Debt Service, Series 2021A	2,620,000
Arbitrage Rebate Services	2,000
Transfer to Bond Administration (Fund G3058)	<u>13,000</u>
Total	<u>\$7,876,000</u>

**\$59.160 Million Capital Asset Acquisition Refg. Special Obligation Bonds, Series 2021B**  
**Fund D3138**  
**\$29.170 Million Public Service Tax UMSA Refg**

<b><u>Revenues:</u></b>	<b><u>2022-23</u></b>
Programmed Cash Reserve	\$3,916,000
Transfer from Unincorporated Municipal Service Area General Fund (Fund G1001)	3,045,000
Transfer from Countywide General Fund (Fund G1001)	133,000
Transfer from General Government Improvement Fund (Fund CO003)	<u>1,150,000</u>
Total	<u>\$8,244,000</u>

<b><u>Expenditures:</u></b>	
Principal Payment on Bonds, Series 2021B UMSA	\$6,715,000
Interest Payments on Bonds, Series 2021B UMSA	1,116,000
Reserve For Future Debt Service, Series 2021B UMSA	391,000
Arbitrage Rebate Services	2,000
Transfer to Bond Administration (Fund G3058)	<u>20,000</u>
Total	<u>\$8,244,000</u>

**\$59,160 Million Capital Asset Acquisition Refq. Special Obligation Bonds, Series 2021B**  
**Fund D3139**  
**\$29,990 Million Sunshine Loan Refq.**

<b><u>Revenues:</u></b>	<b><u>2022-23</u></b>
Programmed Cash Reserve	\$550,000
Transfer from CDT Revenue Fund (Project 206300) (Fund D3112)	2,855,000
Transfer from Fire Rescue Department (Fire Station Demolition and Construction) (Fund SF001)	1,500,000
Transfer from Information Technology (Cyber Security) (Fund G6001)	92,000
Transfer from General Government Improvement Fund (PHT Infrastructure) (Fund CO003)	821,000
Transfer from General Government Improvement Fund (Housing Safety) (Fund CO003)	197,000
Transfer from General Government Improvement Fund (Ward Towers) (Fund CO003)	199,000
Transfer from Parks, Recreation and Open Spaces Department - Marinas (Fund G4003)	<u>328,000</u>
Total	<b><u>\$6,542,000</u></b>

<b><u>Expenditures:</u></b>	
Principal Payment on Bonds, Series 2021B Sunshine	\$4,998,000
Interest Payments on Bonds, Series 2021B Sunshine	1,100,000
Reserve For Future Debt Service, Series 2021B Sunshine	425,000
Arbitrage Rebate Services	2,000
Transfer to Bond Administration (Fund G3058)	<u>17,000</u>
Total	<b><u>\$6,542,000</u></b>

**Special Obligation Notes**

**Special Obligation Notes-Series "2020"**  
**Fund D4006**  
**\$854,000 - Coral Gables Courthouse**

**Project: 214106**

<b><u>Revenues:</u></b>	<b><u>2022-23</u></b>
Programmed Cash Reserve	\$177,000
Transfer from Administrative Office of the Courts (Fund G3017)	<u>118,000</u>
Total	<b><u>\$295,000</u></b>

<b><u>Expenditures:</u></b>	
Principal Payments on Notes	\$289,000
Interest Payments on Notes	4,000
Arbitrage Rebate Services	1,000
Transfer to Bond Administration (Fund G3058)	<u>1,000</u>
Total	<b><u>\$295,000</u></b>

**Special Obligation Notes-Series "2020"**  
**Fund D4007**  
**\$581,000 - Golf Club of Miami-Renovations**

**Project: 214107**

<b><u>Revenues:</u></b>	<b><u>2022-23</u></b>
Programmed Cash Reserve	\$127,000
Transfer from Parks, Recreation and Open Spaces (Golf Operations) (Fund G4005)	<u>74,000</u>
Total	<b><u>\$201,000</u></b>

<b><u>Expenditures:</u></b>	
Principal Payments on Notes	\$196,000
Interest Payments on Notes	3,000
Arbitrage Rebate Services	1,000
Transfer to Bond Administration (Fund G3058)	<u>1,000</u>
Total	<b><u>\$201,000</u></b>



**Special Obligation Notes-Series "2020"**  
**Fund D4008**  
**\$227,000 - Fire Department - Fleet Replacement**

**Project: 214108**

<u>Revenues:</u>	<u>2022-23</u>
Programmed Cash Reserve	\$61,000
Transfer from Fire Rescue (Fund SF001)	<u>19,000</u>
Total	<u>\$80,000</u>
<u>Expenditures:</u>	
Principal Payments on Notes	\$77,000
Interest Payments on Notes	1,000
Arbitrage Rebate Services	1,000
Transfer to Bond Administration (Fund G3058)	<u>1,000</u>
Total	<u>\$80,000</u>

**Special Obligation Notes-Series "2020"**  
**Fund D4009**  
**\$959,000 - Parks & Recreation - Construction of Crandon Clubhouse**

**Project: 214109**

<u>Revenues:</u>	<u>2022-23</u>
Programmed Cash Reserve	\$202,000
Transfer from Sports Tax Revenues - Revenue Fund (Project 205800) (Fund D3111)	<u>129,000</u>
Total	<u>\$331,000</u>
<u>Expenditures:</u>	
Principal Payments on Notes	\$324,000
Interest Payments on Notes	5,000
Arbitrage Rebate Services	1,000
Transfer to Bond Administration (Fund G3058)	<u>1,000</u>
Total	<u>\$331,000</u>

**Special Obligation Notes-Series "2020"**  
**Fund D4010**  
**\$12.980 million - Coast Guard**

**Project: 214110**

<u>Revenues:</u>	<u>2022-23</u>
Programmed Cash Reserve	\$987,000
Transfer from General Government Improvement Fund (Fund CO003)	<u>1,044,000</u>
Total	<u>\$2,031,000</u>
<u>Expenditures:</u>	
Principal Payments on Notes	\$1,845,000
Interest Payments on Notes	128,000
Reserve for Future Debt Service	51,000
Arbitrage Rebate Services	2,000
Transfer to Bond Administration (Fund G3058)	<u>5,000</u>
Total	<u>\$2,031,000</u>

Leases

**\$22.5 Million Multi-Dept. Vehicle Lease**  
**Miami-Dade County, Florida, Series 2017**  
**Loan Agreements - Fund D5012**

**Project: 292912**

<b><u>Revenues:</u></b>	<b><u>2022-23</u></b>
Programmed Cash Reserve (Animal Services 7)	\$42,000
Programmed Cash Reserve (Corrections and Rehabilitation 7)	487,000
Programmed Cash Reserve (Parks, Recreation and Open Spaces 7)	647,000
Transfer from Animal Services (Animal Services 7) (Fund G3047)	22,000
Transfer from Corrections and Rehabilitation 7 (Fund G1001)	251,000
Transfer from Parks, Recreation and Open Spaces (Fund G4001)	<u>333,000</u>
Total	<b><u>\$1,782,000</u></b>

<b><u>Expenditures:</u></b>	
Principal Payment on Loan (Animal Services 7)	\$41,000
Principal Payment on Loan (Corrections and Rehabilitation 7)	\$475,000
Principal Payment on Loan (Parks, Recreation and Open Spaces 7)	\$631,000
Interest Payment on Loan (Animal Services 7)	\$1,000
Interest Payment on Loan (Corrections and Rehabilitation 7)	\$16,000
Interest Payment on Loan (Parks, Recreation and Open Spaces 7)	\$21,000
Reserve for Future Debt Service (Animal Services 7)	\$21,000
Reserve for Future Debt Service (Corrections and Rehabilitation 7)	\$246,000
Reserve for Future Debt Service (Parks, Recreation and Open Spaces 7)	\$326,000
Transfer to Bond Administration (Fund G3058) (Animal Services 7)	1,000
Transfer to Bond Administration (Fund G3058) (Corrections and Rehabilitation 7)	1,000
Transfer to Bond Administration (Fund G3058) (Parks, Recreation and Open Spaces)	<u>2,000</u>
Total	<b><u>\$1,782,000</u></b>

**\$15.728 Million Fire UHF - Equipment Lease**  
**Miami-Dade County, Florida, Series 2018 - Fire UHF Equipment**  
**Loan Agreements - Fund D5013**

**Project: 292913**

<b><u>Revenues:</u></b>	<b><u>2022-23</u></b>
Programmed Cash Reserve	\$163,000
Transfer from General Government Improvement Fund (GGIF) (Fund CO003)	<u>1,998,000</u>
Total	<b><u>\$2,161,000</u></b>

<b><u>Expenditures:</u></b>	
Principal Payments on Loan	\$1,692,000
Interest Payments on Loan	326,000
Reserve for Future Debt Service	138,000
Transfer to Bond Administration (Fund G3058)	<u>5,000</u>
Total	<b><u>\$2,161,000</u></b>

**\$18.112 Million Master Equipment Lease - Tranche 1**  
**Miami-Dade County, Florida, Series 2018 - MELPA-T1**  
**Loan Agreements - Fund D5014**

**Project: 292914**

<b><u>Revenues:</u></b>	<b><u>2022-23</u></b>
Programmed Cash Reserve (Elections)	\$2,000
Programmed Cash Reserve (Property Appraiser)	5,000
Programmed Cash Reserve (Fire Rescue)	301,000
Transfer from Elections (Fund G1001)	7,000
Transfer from Property Appraiser (Fund G3048)	11,000
Transfer from Fire Rescue (Fund SF001)	<u>605,000</u>
Total	<u>\$931,000</u>
<b><u>Expenditures:</u></b>	
Principal Payment on Loan (Elections)	\$5,000
Principal Payment on Loan (Property Appraiser)	9,000
Principal Payment on Loan (Fire Rescue)	493,000
Interest Payment on Loan (Elections)	1,000
Interest Payment on Loan (Property Appraiser)	1,000
Interest Payment on Loan (Fire Rescue)	110,000
Reserve for Future Debt Service (Elections)	2,000
Reserve for Future Debt Service (Property Appraiser)	5,000
Reserve for Future Debt Service (Fire Rescue)	301,000
Transfer to Bond Administration (Fund G3058) (Elections)	1,000
Transfer to Bond Administration (Fund G3058) (Property Appraiser)	1,000
Transfer to Bond Administration (Fund G3058) (Fire Rescue)	<u>2,000</u>
Total	<u>\$931,000</u>

**\$27.218 Million Master Equipment Lease - Tranche 2**  
**Miami-Dade County, Florida, Series 2019 - MELPA-T2**  
**Loan Agreements - Fund D5015**

**Project: 292915**

<b><u>Revenues:</u></b>	<b><u>2022-23</u></b>
Programmed Cash Reserve (Public Works)	\$239,000
Programmed Cash Reserve (Mosquito Control)	27,000
Programmed Cash Reserve (Parks, Recreation and Open Spaces)	29,000
Programmed Cash Reserve (Internal Services)	124,000
Programmed Cash Reserve (Fire Rescue)	363,000
Programmed Cash Reserve (Police)	1,101,000
Programmed Cash Reserve (Animal Services)	32,000
Programmed Cash Reserve (Board of County Commissioners)	6,000
Programmed Cash Reserve (Cultural Affairs)	7,000
Programmed Cash Reserve (Elections)	4,000
Programmed Cash Reserve (Public Defender)	3,000
Programmed Cash Reserve (Juvenile Services)	5,000
Programmed Cash Reserve (Medical Examiner)	8,000
Programmed Cash Reserve (Property Appraiser)	2,000
Transfer from Transit and Public Works (Fund G3057)	479,000
Transfer from (Mosquito Control) (Fund G1001)	53,000
Transfer from Parks, Recreation and Open Spaces (Fund G4001)	58,000
Transfer from Internal Services Department (Fund G5021)	249,000
Transfer from Fire Rescue (Fund SF001)	728,000
Transfer from Police (Fund G1001)	2,208,000
Transfer from Animal Services (Fund G3002)	65,000
Transfer from Board of County Commissioners (Fund G3033)	13,000
Transfer from Cultural Affairs (Funds S1037 and S1038)	15,000
Transfer from Elections (Fund G1001)	9,000
Transfer from Public Defender (Fund G1001)	6,000
Transfer from Juvenile Services (Fund G1001)	11,000
Transfer from Medical Examiner (Fund G3047)	15,000
Transfer from Property Appraiser (Fund G3048)	<u>5,000</u>
Total	<u>\$5,864,000</u>
<b><u>Expenditures:</u></b>	
Principal Payment on Loan	\$3,702,000
Interest Payment on Loan	194,000
Reserve for Future Debt Service	1,948,000
Transfer to Bond Administration (Fund G3058)	<u>20,000</u>
Total	<u>\$5,864,000</u>

**\$47.663 million Master Equipment Lease - Tranche 3**  
**Miami-Dade County, Florida, Series 2020 - MELPA-T3**  
**Loan Agreements - Fund D5017**

**Project: 292916**

<b>Revenues:</b>	<b>2022-23</b>
Programmed Cash Reserve (Mosquito Control)	\$9,000
Programmed Cash Reserve (Parks, Recreation and Open Spaces)	\$335,000
Programmed Cash Reserve (Internal Services)	\$145,000
Programmed Cash Reserve (Police)	\$1,352,000
Programmed Cash Reserve (Animal Services)	\$22,000
Programmed Cash Reserve (Board of County Commissioners)	\$3,000
Programmed Cash Reserve (Medical Examiner)	\$6,000
Programmed Cash Reserve (Property Appraiser)	\$6,000
Programmed Cash Reserve (Corrections and Rehabilitation)	\$31,000
Programmed Cash Reserve (Communications)	\$5,000
Programmed Cash Reserve (Public Works)	\$157,000
Transfer from (Mosquito Control) (Fund G1001)	17,000
Transfer from Parks, Recreation and Open Spaces (Fund G4001)	669,000
Transfer from (Internal Services) (Fund G5021)	288,000
Transfer from Police (Fund G1001)	2,707,000
Transfer from Animal Service (Fund G3002)	44,000
Transfer from Board of County Commissioners (Fund G3033)	5,000
Transfer from Medical Examiner (Fund G3047)	13,000
Transfer from Property Appraiser (Fund G3048)	14,000
Transfer from Corrections and Rehabilitation (Fund G1001)	63,000
Transfer from Communications (Fund G3018)	12,000
Transfer from Public Works (Fund G1001)	314,000
<b>Total</b>	<b><u>\$6,217,000</u></b>

<b>Expenditures:</b>	
Principal Payment on Loan	\$4,002,000
Interest Payment on Loan	130,000
Reserve for Future Debt Service	2,065,000
Transfer to Bond Administration (Fund G3058)	<u>20,000</u>
<b>Total</b>	<b><u>\$6,217,000</u></b>

**\$26.971 million Master Equipment Lease - Tranche 3-ADD**  
**Miami-Dade County, Florida, Series 2020 - MELPA-T3-ADD**  
**Loan Agreements - Fund D5018**

**Project: 292917**

<b>Revenues:</b>	<b>2022-23</b>
Programmed Cash Reserve (Animal Services)	\$12,000
Programmed Cash Reserve (Parks, Recreation and Open Spaces)	\$762,000
Programmed Cash Reserve (Internal Services)	\$102,000
Programmed Cash Reserve (Police)	\$1,275,000
Programmed Cash Reserve (Corrections and Rehabilitation)	\$91,000
Programmed Cash Reserve (Communications)	\$3,000
Programmed Cash Reserve (Elections)	\$13,000
Programmed Cash Reserve (Fire Rescue)	\$19,000
Programmed Cash Reserve (Information Technology)	\$38,000
Programmed Cash Reserve (County Attorney)	\$4,000
Programmed Cash Reserve (Public Works)	\$175,000
Transfer from Animal Services (Fund G3057)	22,000
Transfer from Parks, Recreation and Open Spaces (Fund G4001)	1,516,000
Transfer from Internal Services Department (Fund G5021)	202,000
Transfer from Police (Fund G1001)	2,556,000
Transfer from Corrections and Rehabilitation (Fund G1001)	181,000
Transfer from Communications (Fund G3018)	8,000
Transfer from Elections (Fund G1001)	27,000
Transfer from Fire Rescue (Fund SF001)	39,000
Transfer from Information Technology (Fund G6001)	74,000
Transfer from County Attorney (Fund G1001)	8,000
Transfer from Public Works (Fund G1001)	351,000
<b>Total</b>	<b><u>\$7,478,000</u></b>

<b>Expenditures:</b>	
Principal Payment on Loan	\$4,830,000
Interest Payment on Loan	143,000
Reserve for Future Debt Service	2,486,000
Transfer to Bond Administration (Fund G3058)	<u>19,000</u>
<b>Total</b>	<b><u>\$7,478,000</u></b>

**\$25.937 Million Master Equipment Lease - Tranche 1**  
**Miami-Dade County, Florida, Series 2021 - MELPA-T1**  
**Loan Agreements - Fund D5019**

<b>Revenues:</b>	<b><u>2022-23</u></b>
Programmed Cash Reserve (Mosquito Control)	\$9,000
Programmed Cash Reserve (Public Works)	\$91,000
Transfer from Mosquito Control (Fund G1001)	20,000
Transfer from Public Works (Fund G1001)	<u>182,000</u>
Total	<b><u>\$302,000</u></b>

<b>Expenditures:</b>	
Principal Payment on Loan	\$186,000
Interest Payment on Loan	14,000
Reserve for Future Debt Service	100,000
Transfer to Bond Administration (Fund G3058)	<u>2,000</u>
Total	<b><u>\$302,000</u></b>

**\$51.507 Million Master Equipment Lease - Tranche 2**  
**Miami-Dade County, Florida, Series 2021 - MELPA-T2**  
**Loan Agreements - Fund D5020**

<b>Revenues:</b>	<b><u>2022-23</u></b>
Programmed Cash Reserve (Mosquito Control)	\$26,000
Programmed Cash Reserve (Police)	\$1,294,000
Programmed Cash Reserve (Parks, Recreation and Open Spaces)	\$854,000
Programmed Cash Reserve (Board of County Commissioners)	\$22,000
Programmed Cash Reserve (Internal Services Department)	\$126,000
Programmed Cash Reserve (Elections)	\$9,000
Programmed Cash Reserve (Information Technology)	\$23,000
Programmed Cash Reserve (Fire Rescue)	\$8,000
Programmed Cash Reserve (Public Works)	\$195,000
Transfer from (Mosquito Control) (Fund G1001)	\$53,000
Transfer from Police (Fund G1001)	\$2,593,000
Transfer from Parks, Recreation and Open Spaces (Fund G4001)	\$1,712,000
Transfer from Board of County Commissioners (Fund G3033)	\$45,000
Transfer from Internal Services Department (Fund Code G5021)	\$252,000
Transfer from Elections (Fund G1001)	\$19,000
Transfer from Information Technology (Fund G6001)	\$45,000
Transfer from Fire Rescue (Fund SF001)	15,000
Transfer from Public Works (Fund G1001)	<u>\$90,000</u>
Total	<b><u>\$7,681,000</u></b>

<b>Expenditures:</b>	
Principal Payment on Loan	\$4,569,000
Interest Payment on Loan	540,000
Reserve for Future Debt Service	2,555,000
Transfer to Bond Administration (Fund G3058)	<u>17,000</u>
Total	<b><u>\$7,681,000</u></b>

**MIAMI-DADE FIRE RESCUE**  
**Developer Donations**  
**(Fund SF012)**

<b>Revenues:</b>	<b><u>2022-23</u></b>
Carryover	\$142,000
Interest Earnings	<u>1,000</u>
Total	<b><u>\$143,000</u></b>

<b>Expenditures:</b>	
Capital Reserves	<b><u>\$143,000</u></b>

**MIAMI-DADE FIRE RESCUE**  
**Fire Capital Outlay Reserves**  
**(Fund SF010)**

<u>Revenues:</u>	<u>2022-23</u>
Carryover	\$1,500,000
Transfer from Fire Rescue District (Fund SF001)	23,616,000
Interest Earnings	<u>4,000</u>
<b>Total</b>	<b>\$25,120,000</b>
<u>Expenditures:</u>	
Capital Projects - North Bay Village (Station 27)	\$250,000
Capital Projects - Solar Installations	400,000
Capital Projects - Infrastructure Improvement Program	23,616,000
Capital Projects - Reserve	<u>854,000</u>
<b>Total</b>	<b>\$25,120,000</b>

**PARKS, RECREATION AND OPEN SPACES**  
**Grants**  
**(Fund S1040-S1056)**

<u>Revenues:</u>	<u>2022-23</u>
Florida Boating Improvement Fund Carryover	\$2,024,000
Transfer from RER for Remediation Projects	6,250,000
FEMA Hurricane Irma Recovery Funds	1,000,000
FEMA Hazard Mitigation Grant	468,000
Florida Department of Transportation	35,000
Florida Boating Improvement Fund	580,000
Florida Inland Navigation District	669,000
Community Development Block Grants	390,000
Florida Department of Environmental Protection	4,874,000
Florida Department of State	25,000
The Children's Trust	1,350,000
Miscellaneous Grants	<u>250,000</u>
<b>Total</b>	<b>\$17,915,000</b>
<u>Expenditures:</u>	
Greenways and Trails	\$35,000
Community Development Block Grants	390,000
Deering Estate Mangrove Boardwalk	1,000,000
Remediation Projects	6,250,000
Marina Capital Improvements	1,569,000
Matheson Hammock Seawall	468,000
ZooMiami	30,000
Miscellaneous - The Children's Trust Programs	1,350,000
Miscellaneous - PROS Parks Programs	250,000
Flood Mitigation Projects	4,844,000
Historic Preservation Projects	25,000
Reserve for Florida Boating Improvement Fund	<u>1,704,000</u>
<b>Total</b>	<b>\$17,915,000</b>

**REGULATORY AND ECONOMIC RESOURCES**  
**Environmentally Endangered Lands Program (EEL)**  
**(Fund G2001-G2002)**

<u>Revenues:</u>	<u>2022-23</u>
Carryover	\$2,347,000
Carryover of Restricted Reserves for Land Management	12,368,000
Transfer from Countywide General Fund (Fund G1001)	24,000,000
Interest Earnings	<u>40,000</u>
<b>Total</b>	<b>\$38,755,000</b>
<u>Expenditures:</u>	
Transfer to Environmental Resources Management (Fund G3014)	\$1,713,000
Transfer to Parks, Recreation and Open Spaces for Land Management (Fund G4001)	3,000,000
Land Management Regulatory and Economic Resources	850,000
Other Admin and Support for Acquisitions	1,429,000
Transfer to Capital Grant Fund (Fund CO026)	4,675,000
Reserves	<u>27,088,000</u>
<b>Total</b>	<b>\$38,755,000</b>

**CULTURAL AFFAIRS  
(Fund CO001)**

<u>Revenues:</u>	<u>Prior Years</u>	<u>2022-23</u>	<u>Future Years</u>	<u>Total</u>
Coconut Grove Parking Revenues	\$2,200,000	\$0	\$0	\$2,200,000
Miscellaneous Revenues	<u>325,000</u>	<u>0</u>	<u>0</u>	<u>325,000</u>
Total	<u>\$2,525,000</u>	<u>\$0</u>	<u>\$0</u>	<u>\$2,525,000</u>
 <u>Expenditures:</u>				
Coconut Grove Playhouse	\$295,000	\$100,000	\$1,805,000	\$2,200,000
Miami-Dade County Auditorium	<u>25,000</u>	<u>300,000</u>	<u>0</u>	<u>325,000</u>
Total	<u>\$320,000</u>	<u>\$400,000</u>	<u>\$1,805,000</u>	<u>\$2,525,000</u>

**MIAMI-DADE LIBRARY  
Library Capital Construction  
(Fund CO002)**

<u>Revenues:</u>	<u>2022-23</u>
Carryover - Library Taxing District	\$24,798,000
Carryover - FEMA Hazard Mitigation Grant	746,000
Transfer from Operating Library Fund (Fund SL001)	<u>8,550,000</u>
Total	<u>\$34,094,000</u>
 <u>Expenditures:</u>	
Library Capital Expenditures	\$15,524,000
Reserve	<u>18,570,000</u>
Total	<u>\$34,094,000</u>

**FINANCE  
(Fund CO003 and G5004)**

<u>Revenues:</u>	<u>2022-23</u>
Carryover	<u>\$2,500,000</u>
 <u>Expenditures</u>	
Reconfigure - 25th and 26th Floors	\$2,150,000
Credit and Collection System Replacement	<u>350,000</u>
Total	<u>\$2,500,000</u>

**SERIES 2018 EQUIPMENT LEASE  
(Fund CO077)**

<u>Revenues:</u>	<u>Prior Years</u>	<u>2022-23</u>	<u>Future Years</u>	<u>Total</u>
Lease Proceeds	\$15,500,000	\$0	\$0	\$15,500,000
 <u>Expenditures:</u>				
Fire Rescue - UHF Radio System Update	\$14,427,000	\$1,073,000	\$0	\$15,500,000

**INFORMATION TECHNOLOGY LEADERSHIP COUNCIL (ITLC)  
(Fund CO078)**

<u>Revenues:</u>	<u>Prior Years</u>	<u>2022-23</u>	<u>Future Years</u>	<u>Total</u>
Transfer from General Government Improvement Fund - (GGIF) (Fund CO003)	\$0	\$1,463,000	\$0	\$1,463,000
Transfer from IT Funding Model (Fund G3045)	<u>5,968,000</u>	<u>0</u>	<u>0</u>	<u>5,968,000</u>
Total	<u>\$5,968,000</u>	<u>\$1,463,000</u>	<u>\$0</u>	<u>\$7,431,000</u>
 <u>Expenditures</u>				
Cultural Affairs - Website Upgrade	\$75,000	\$75,000	\$0	\$150,000
Elections - Cybersecurity Software	100,000	100,000	0	200,000
Police - Civil Process Automation	1,436,000	250,000	0	1,686,000
Police - Laboratory Information Management System (LIMS)	2,786,000	114,000	0	2,900,000
Police - Sharepoint Platform	1,076,000	324,000	0	1,400,000
Police - Social Media Analytics Software	495,000	100,000	0	595,000
Property Appraiser - Computer Aided Mass Appraisal System (CAMA)	<u>0</u>	<u>500,000</u>	<u>0</u>	<u>500,000</u>
Total	<u>\$5,968,000</u>	<u>\$1,463,000</u>	<u>\$0</u>	<u>\$7,431,000</u>

**INFORMATION TECHNOLOGY  
(Fund CO079)**

<b>Revenues:</b>	<b>2022-23</b>
Carryover	\$3,137,000
Transfer from Information Technology Operations (Fund G6001)	9,449,000
Transfer from Information Technology Service Cost (Fund G6002)	<u>1,021,000</u>
Total	<b>\$13,607,000</b>
<b>Expenditures</b>	
Citrix Infrastructure - Virtual Desktop and Thin Clients	\$347,000
Cloud Infrastructure	3,274,000
Deployment of 800MHZ Public Safety Radio Sites	1,526,000
Edge Network Project	4,128,000
Voice Over Internet Protocol (VOIP) Project	1,072,000
Reserve	<u>3,260,000</u>
Total	<b>\$13,607,000</b>

**CAPITAL INFRASTRUCTURE INVESTMENT PROGRAM PROJECTS  
(Fund CO082)**

<b>Revenues:</b>	<b>2022-23</b>
Transfer from Internal Services Department (Fund G5010)	<b>\$6,316,000</b>
<b>Expenditures</b>	
Transfer to Debt Service (Fund D3131)	\$1,060,000
Transfer to Debt Service (Fund D3137)	<u>5,256,000</u>
Total	<b>\$6,316,000</b>

**INTERNAL SERVICES  
Fleet Capital  
(Fund CO081)**

<b>Revenues:</b>	<b>Prior Years</b>	<b>2022-23</b>	<b>Future Years</b>	<b>Total</b>
Carryover	<u>\$2,504,000</u>	<u>\$0</u>	<u>\$0</u>	<u>\$2,504,000</u>
<b>Expenditures:</b>				
Fleet Facilities Capital Expenditures	<u>\$1,975,000</u>	<u>\$529,000</u>	<u>\$0</u>	<u>\$2,504,000</u>

**GENERAL GOVERNMENT IMPROVEMENT FUND (GGIF)  
(Fund CO003)**

<b>Revenues:</b>	<b>Prior Years</b>	<b>2022-23</b>	<b>Future Years</b>	<b>Total</b>
Baseball Stadium Annual Rent Payment	\$0	\$2,296,000	\$0	\$2,296,000
General Government Improvement Fund (GGIF) Carryover	6,664,000	25,287,000	0	31,951,000
Handicapped Parking Fines and Miscellaneous ADA Revenues	0	50,000	0	50,000
Payments in Lieu of Taxes	0	900,000	0	900,000
Public Health Trust Loan Repayment	0	3,321,000	0	3,321,000
Seaquarium Lease Payment	0	400,000	0	400,000
Transfer from Animal Services (for debt service)	0	0	0	0
Transfer from Finance Department	0	7,244,000	0	7,244,000
Transfer from Fire Rescue Department (for debt service)	0	1,998,000	0	1,998,000
Transfer from General Fund	0	15,800,000	1,000,000	16,800,000
Transfer from Information Technology Department (for debt service)	0	92,000	0	92,000
Transfer from Internal Services Department (for debt service)	0	2,792,000	0	2,792,000
Transfer from Parks, Recreation and Open Spaces (for debt service)	0	308,000	0	308,000
Transfer from Public Housing and Community Development (for debt service)	0	840,000	0	840,000
Transfer from Tax Collector (for debt service)	0	<u>2,188,000</u>	0	<u>2,188,000</u>
Total	<u>\$6,664,000</u>	<u>\$63,516,000</u>	<u>\$1,000,000</u>	<u>\$71,180,000</u>
<b>Expenditures:</b>	<b>Prior Years</b>	<b>2022-23</b>	<b>Future Years</b>	<b>Total</b>
<b>Public Safety</b>				
Judicial - Court Facilities Repairs and Renovations	\$0	\$500,000	\$0	\$500,000
Medical Examiner - Audio Visual System	0	345,000	0	345,000
Medical Examiner - Case Management and Laboratory Information Software System	0	1,000,000	1,000,000	2,000,000
Medical Examiner - Digital Camera Kits	0	263,000	0	263,000
Medical Examiner - Morgue Cooler #4 - Shelves Replacement	0	180,000	0	180,000
Non-Departmental - Hialeah Courthouse Annual Equipment and Maintenance	0	500,000	0	500,000
Police - Neighborhood Safety Initiative	<u>5,007,000</u>	<u>2,500,000</u>	<u>0</u>	<u>7,507,000</u>
Subtotal	<u>\$5,007,000</u>	<u>\$5,288,000</u>	<u>\$1,000,000</u>	<u>\$11,295,000</u>



**GENERAL GOVERNMENT IMPROVEMENT FUND (GGIF) (cont'd)**

<b>Neighborhood and Infrastructure</b>				
Non-Departmental - Flagler Street Reconstruction	\$0	\$4,170,000	\$0	\$4,170,000
Non Departmental - Roadway Improvements	<u>1,283,000</u>	<u>6,226,000</u>	<u>0</u>	<u>7,509,000</u>
Subtotal	<u>\$1,283,000</u>	<u>\$10,396,000</u>	<u>\$0</u>	<u>\$11,679,000</u>
<b>Neighborhood and Infrastructure</b>				
Non-Departmental - Health Care Fund	\$0	\$1,900,000	\$0	\$1,900,000
<b>General Government</b>				
Communications - Audio Video Cameras and Accessories	\$0	\$275,000	\$0	\$275,000
Elections - Warehouse Build Out	0	950,000	0	950,000
Information Technology - Information Technology Leadership Projects	0	1,486,000	0	1,486,000
Internal Services - Equipment (Mail Sorting Systems)	0	1,515,000	0	1,515,000
Non-Departmental - Americans with Disabilities Act (ADA) Reasonable Accommodations	0	10,000	0	10,000
Non-Departmental - Repairs, Renovations and General Government Improvement Program	374,000	11,161,000	0	11,535,000
Management and Budget - Grants Management Software System	<u>0</u>	<u>75,000</u>	<u>0</u>	<u>75,000</u>
Subtotal	<u>\$374,000</u>	<u>\$15,472,000</u>	<u>\$0</u>	<u>\$15,846,000</u>

<b>Expenditures:</b>	<b>Prior Years</b>	<b>2022-23</b>	<b>Future Years</b>	<b>Total</b>
<b>Debt Service</b>				
311 Answer Center (Capital Asset Series 2013B) (Fund D3075)	\$0	\$157,000	\$0	\$157,000
311 Answer Center (Capital Asset Series 2016B) (Fund D3094)	0	58,000	0	58,000
Americans with Disabilities Act (Capital Asset Series 2013B) (Fund D3079)	0	195,000	0	195,000
Americans with Disabilities Act (Capital Asset Series 2016B) (Fund D3095)	0	10,000	0	10,000
Animal Services - Doral Facility (Capital Asset Series 2016A) (Fund D3082)	0	809,000	0	809,000
Community Action and Human Services - Buses (Capital Asset Series 2013A) (Fund D3074)	0	327,000	0	327,000
Community Action and Human Services - Portable Classrooms for Head Start/ Early Head Start Programs (Capital Asset Series 2013A) (Fund D3070)	0	203,000	0	203,000
Community Action and Human Services - Portable Classrooms for Head Start/ Early Head Start Programs (Capital Asset Series 2020D) (Fund D3120)	0	40,000	0	40,000
Communications - Customer Relationship Management Modernization (Capital Asset Series 2020C) (Fund D3135)	0	88,000	0	88,000
Corrections and Rehabilitation - Fire Systems Phase 4 (Capital Asset Series 2016B) (Fund D3091)	0	715,000	0	715,000
Elections - ADA Voting Equipment (Capital Asset Series 2018A) (Fund D3103)	0	511,000	0	511,000
Elections - Equipment (Capital Asset Series 2013A) (Fund D3069)	0	587,000	0	587,000
Elections - Equipment (Capital Asset Series 2020C) (Fund D3130)	0	84,000	0	84,000
Elections - Facility (Capital Asset Series 2013B) (Fund D3080)	0	504,000	0	504,000
Elections - Facility (Capital Asset Series 2016B) (Fund D3097)	0	179,000	0	179,000
Elections -Vote By Mail Ballot Inserter Equipment (New Debt)	0	50,000	0	50,000
Elections -DS200 Digital Ballot Scanners Equipment (New Debt)	0	270,000	0	270,000
Fire - Helicopter (Capital Asset Series 2019) (Fund D3116)	0	4,429,000	0	4,429,000
Fire - Narrowbanding	0	2,019,000	0	2,019,000
Fire - UHF Radio System (Capital Lease Series 2018) (Fund D5013)	0	1,998,000	0	1,998,000
Fire - Ocean Rescue Facility Improvements (New Debt)	0	110,000	0	110,000
Information Technology - Cyber Security Phase 1 (Capital Asset Series 2021B) (Fund D3139)	0	92,000	0	92,000
Internal Services - Coast Guard Property (Capital Asset Series 2008B) (Fund D4010)	0	1,044,000	0	1,044,000
Internal Services - Dade County Courthouse Façade Repair (Capital Asset Series 2013B) (Fund D3081)	0	618,000	0	618,000
Internal Services - Dade County Courthouse Façade Repair (Capital Asset Series 2016B) (Fund D3098)	0	27,000	0	27,000
Non-Departmental - Ballpark Stadium Project (Capital Asset Series 2011A) (Fund D3122)	0	2,296,000	0	2,296,000
Non-Departmental - Computer Aided Dispatch (Capital Asset Series 2020C) (Fund D3129)	0	844,000	0	844,000
Non-Departmental - Court Case Management System (formally known as CJIS) (Capital Asset Series 2020C) (Fund D3128)	0	792,000	0	792,000
Non-Departmental - Court Case Management System (New Debt)	0	150,000	0	150,000
Non-Departmental - Integrated Command and Communications Center (New Debt)	0	400,000	0	400,000
Non-Departmental - Project Closeout Costs (Capital Asset Series 2019B) (Fund D3109)	0	413,000	0	413,000
Non-Departmental - Quality Neighborhood Improvement Program (QNIP) 2011 (Capital Asset Series 2021B) (Fund D3138)	0	1,150,000	0	1,150,000
Non-Departmental - Quality Neighborhood Improvement Program (QNIP) 2017 (Capital Asset Series 2018A) (Fund D3104)	0	838,000	0	838,000
Non-Departmental - Quality Neighborhood Improvement Program (QNIP) 2019 (Capital Asset Series 2019) (Fund D3115)	0	638,000	0	638,000
Non-Departmental - Quality Neighborhood Improvement Program (QNIP) 2022 (New Debt)	0	700,000	0	700,000
Police - Cloud-based Automated Fingerprint Identification System (Capital Asset Series 2020C) (Fund D3152)	0	55,000	0	55,000
Police - Law Enforcement Records Management System (LERMS) (Capital Asset Series 2020C) (Fund D3133)	0	36,000	0	36,000
Police - Law Enforcement Records Management System (LERMS) (New Debt)	0	270,000	0	270,000
PROS - Golf Club of Miami (Capital Asset Series 2013B) (Fund D3076)	0	191,000	0	191,000
PROS - Golf Club of Miami (Capital Asset Series 2016B) (Fund D3096)	0	10,000	0	10,000
PROS - Park Improvements (Capital Asset Series 2016A) (Fund D3085)	0	308,000	0	308,000
Public Health Trust - Equipment (Capital Asset Series 2017A)	0	3,321,000	0	3,321,000
Public Health Trust - Infrastructure (Capital Asset Series 2021B) (Fund D3139)	0	821,000	0	821,000
Public Housing and Community Development - Public Housing Projects (Capital Asset Series 2021B) (Fund D3139)	0	396,000	0	396,000
Public Housing and Community Development - Public Housing Improvements (Capital Asset Series 2016B) (Fund D3092)	0	867,000	0	867,000
Public Housing and Community Development - Scott Carver and Hope IV (Capital Asset Series 2013A) (Fund D3073)	0	478,000	0	478,000
Public Housing and Community Development -Scott Carver and Hope IV (Capital Asset Series 2020D) (Fund D3121)	<u>0</u>	<u>362,000</u>	<u>0</u>	<u>362,000</u>
Subtotal	<u>\$0</u>	<u>\$30,460,000</u>	<u>\$0</u>	<u>\$30,460,000</u>
<b>Total</b>	<u>\$6,664,000</u>	<u>\$63,516,000</u>	<u>\$1,000,000</u>	<u>\$71,180,000</u>

**CULTURAL AFFAIRS  
(Fund CO026)**

<u>Revenues:</u>	<u>Prior Years</u>	<u>2022-23</u>	<u>Future Years</u>	<u>Total</u>
Knight Foundation Grant	\$0	\$0	\$2,000,000	\$2,000,000
State Grant	<u>500,000</u>	<u>500,000</u>	0	<u>1,000,000</u>
Total	<u>\$500,000</u>	<u>\$500,000</u>	<u>\$2,000,000</u>	<u>\$3,000,000</u>
 <u>Expenditures:</u>				
Coconut Grove Playhouse	\$0	\$0	\$2,000,000	\$2,000,000
Joseph Caleb Auditorium	500,000	0	0	500,000
Miami-Dade County Auditorium	0	<u>500,000</u>	0	<u>500,000</u>
Total	<u>\$500,000</u>	<u>\$500,000</u>	<u>\$2,000,000</u>	<u>\$3,000,000</u>

**REGULATORY AND ECONOMIC RESOURCES  
Beach Erosion Mitigation and Renourishment  
(Fund CO001 and CO026)**

<u>Revenues:</u>	<u>2022-23</u>
Beach Renourishment Fund Carryover	\$5,431,000
City of Miami Beach Renourishment Fund Carryover	3,844,000
Beach Renourishment Fund	1,500,000
City of Miami Beach Contribution	1,500,000
Army Corps of Engineers	1,190,000
Florida Department of Environmental Protection	<u>2,325,000</u>
Total	<u>\$15,790,000</u>
 <u>Expenditures:</u>	
Construction Expenditures	\$7,252,000
Reserves	<u>8,538,000</u>
Total	<u>\$15,790,000</u>

**MIAMI-DADE ECONOMIC ADVOCACY TRUST  
Affordable Housing Program  
(Fund CO001)**

<u>Revenues:</u>	<u>2022-23</u>
Transfer in from MDEAT Affordable Housing (SC003)	<u>\$5,500,000</u>
 <u>Expenditures:</u>	
Affordable and Workforce Housing Construction	\$4,500,000
Affordable and Workforce Housing Land Acquisition	<u>1,000,000</u>
Total	<u>\$5,500,000</u>

**REGULATORY AND ECONOMIC RESOURCES  
Stormwater Utility Capital Program  
(Fund CO005)**

<u>Revenues:</u>	<u>2022-23</u>
Transfer from Stormwater Utility Fund (Fund SU001)	<u>\$4,800,000</u>
 <u>Expenditures:</u>	
Construction Expenditures	<u>\$4,800,000</u>

**TRANSPORTATION AND PUBLIC WORKS  
Stormwater Utility Capital Program  
(Fund CO005)**

<u>Revenues:</u>	<u>2022-23</u>
Transfer from Stormwater Utility Fund (Fund SU003)	<u>\$8,408,000</u>
 <u>Expenditures:</u>	
Drainage Improvements	<u>\$8,408,000</u>

**BUILDING BETTER COMMUNITIES GENERAL OBLIGATION BOND PROGRAM**  
(Funds CBA00, CBB00, CBC00, CBD00, CBE00, CBF00, CBG00, CBH00 and CBI00)

<u>Revenues:</u>	<u>Prior Years</u>	<u>2022-23</u>	<u>Future Years</u>	<u>Total</u>
Programmed Proceeds	\$2,193,682,000	\$269,404,000	\$462,664,000	\$2,925,750,000
Interest Earnings	<u>36,052,000</u>	<u>1,152,000</u>	<u>0</u>	<u>37,204,000</u>
Total	<u>\$2,229,734,000</u>	<u>\$270,556,000</u>	<u>\$462,664,000</u>	<u>\$2,962,954,000</u>

<u>Expenditures:</u>				
Question 1: Water, Sewer and Flood Control	\$248,163,000	\$28,203,000	\$97,428,000	\$373,794,000
Question 2: Park and Recreation Facilities	518,527,000	42,398,000	105,856,000	666,781,000
Question 3: Bridges and Public Infrastructure	251,801,000	41,212,000	53,113,000	346,126,000
Question 4: Public Safety Facilities	183,218,000	48,185,000	105,217,000	336,620,000
Question 5: Emergency and Healthcare Facilities	167,706,000	12,583,000	0	180,289,000
Question 6: Public Service and Outreach Facilities	204,107,000	28,052,000	17,834,000	249,993,000
Question 7: Housing for Elderly and Families	167,666,000	21,738,000	1,596,000	191,000,000
Question 8: Cultural, Libraries, and Educational Facilities	444,993,000	45,483,000	61,491,000	551,967,000
Office of the County Attorney	3,541,000	0	0	3,541,000
Finance Department	285,000	50,000	0	335,000
Office of Management and Budget	18,026,000	721,000	0	18,747,000
Reserve	0	381,000	0	381,000
Issuance Costs and Transfer to Debt Service	<u>21,701,000</u>	<u>1,550,000</u>	<u>20,129,000</u>	<u>43,380,000</u>
Total	<u>\$2,229,734,000</u>	<u>\$270,556,000</u>	<u>\$462,664,000</u>	<u>\$2,962,954,000</u>

**QUALITY NEIGHBORHOOD IMPROVEMENT PROGRAM (QNIP II)**  
Series 2002 Public Service Tax Revenue Bonds  
(Fund CB024)

<u>Revenues:</u>	<u>Prior Years</u>	<u>2022-23</u>	<u>Future Years</u>	<u>Total</u>
Bond Proceeds	\$1,559,000	\$0	\$0	\$1,559,000

<u>Expenditures:</u>				
Other Legally Eligible Project Costs	\$1,559,000	\$0	\$0	\$1,559,000

**QUALITY NEIGHBORHOOD IMPROVEMENT PROGRAM (QNIP IV)**  
Series 2006 Public Service Tax Revenue Bonds  
(Fund CB025)

<u>Revenues:</u>	<u>Prior Years</u>	<u>2022-23</u>	<u>Future Years</u>	<u>Total</u>
Bond Proceeds	\$1,174,000	\$0	\$0	\$1,174,000

<u>Expenditures:</u>				
Other Legally Eligible Project Costs	\$1,174,000	\$0	\$0	\$1,174,000

**QUALITY NEIGHBORHOOD IMPROVEMENT PROGRAM (QNIP V)**  
Series 2007 Public Service Tax Revenue Bonds  
(Fund CB026)

<u>Revenues:</u>	<u>Prior Years</u>	<u>2022-23</u>	<u>Future Years</u>	<u>Total</u>
Bond Proceeds	\$1,238,000	\$0	\$0	\$1,238,000

<u>Expenditures:</u>				
Other Legally Eligible Project Costs	\$408,000	\$830,000	\$0	\$1,238,000

**QUALITY NEIGHBORHOOD IMPROVEMENT PROGRAM (QNIP)**  
Series 2018 Capital Asset Acquisition Bonds  
(Fund CB027)

<u>Revenues:</u>	<u>Prior Years</u>	<u>2022-23</u>	<u>Future Years</u>	<u>Total</u>
Bond Proceeds	\$10,000,000	\$0	\$0	\$10,000,000

<u>Expenditures:</u>				
Other Legally Eligible Project Costs	\$9,496,000	\$504,000	\$0	\$10,000,000

**QUALITY NEIGHBORHOOD IMPROVEMENT PROGRAM (QNIP)**  
**Series 2019 Capital Asset Acquisition Bonds**  
**(Fund CB052)**

<u>Revenues:</u>	<u>Prior Years</u>	<u>2022-23</u>	<u>Future Years</u>	<u>Total</u>
Bond Proceeds	\$10,000,000	\$0	\$0	\$10,000,000
 <u>Expenditures:</u>				
Other Legally Eligible Project Costs	\$8,344,000	\$1,656,000	\$0	\$10,000,000

**COURT FACILITIES SPECIAL OBLIGATION BONDS**  
**Series 2014**  
**(Fund CB036)**

<u>Revenues:</u>	<u>Prior Years</u>	<u>2022-23</u>	<u>Future Years</u>	<u>Total</u>
Bond Proceeds	\$1,745,000	\$0	\$0	\$1,745,000
 <u>Expenditures:</u>				
Children's Courthouse	\$743,000	\$1,002,000	\$0	\$1,745,000

**TRANSPORTATION AND PUBLIC WORKS**  
**Charter County Transit System Surtax (Public Works People's Transportation Plan Pay-As-You-Go Program)**  
**(Fund CO007)**

<u>Revenues:</u>	<u>2022-23</u>
Transfer from People's Transportation Plan (Fund SP001)	\$650,000
 <u>Expenditures:</u>	
People's Transportation Plan Pay-As-You-Go Program Expenditures	\$650,000

**TRANSPORTATION AND PUBLIC WORKS**  
**Secondary Gas Tax Program**  
**(Fund CO008)**

<u>Revenues:</u>	<u>2022-23</u>
Transfer from Transportation Trust Fund (Fund 51001)	\$17,502,000
 <u>Expenditures:</u>	
2022-23 Secondary Gas Tax Program Expenditures	\$11,968,000
Transfer to Transportation Planning Organization (Fund S3001)	1,390,000
Transfer to Parks, Recreation and Open Spaces for Special Taxing District Maintenance	684,000
Transfer to Parks, Recreation and Open Spaces for Roadside Maintenance and Landscaping	3,460,000
Total	\$17,502,000

**TRANSPORTATION AND PUBLIC WORKS**  
**Public Works Reimbursement Fund**  
**(Fund CO008)**

<u>Revenues:</u>	<u>2022-23</u>
Developer Contribution	\$310,000
WASD Project Fund	810,000
Transfer from Secondary Gas Tax Program	17,502,000
Total	\$18,622,000
 <u>Expenditures:</u>	
Secondary Gas Tax Program Expenditures	\$11,968,000
Public Works Capital Project Expenditures	810,000
Traffic Control Device - Signalization Expenditures	310,000
Transfer to Transportation Planning Organization (Fund S3001)	1,390,000
Transfer to Parks, Recreation and Open Spaces for Special Taxing District Maintenance and Landscaping	684,000
Transfer to Parks, Recreation and Open Spaces for Roadside Maintenance and Landscaping	3,460,000
Total	\$18,622,000

**TRANSPORTATION AND PUBLIC WORKS**  
**Public Works Grant Fund**  
**(Fund CO023)**

<u>Revenues:</u>	<u>2022-23</u>
Florida Department of Transportation Grant Funds	\$2,473,000
Florida Department of Transportation County Incentive Grant Funds	2,231,000
Total	\$4,704,000
 <u>Expenditures:</u>	
Public Works Capital Project Expenditures	\$4,704,000

**TRANSPORTATION AND PUBLIC WORKS**  
**Public Works Contribution Fund**  
**(Fund CO024)**

<u>Revenues:</u>	<u>2022-23</u>
Village of Palmetto Bay Contribution	\$300,000
Village of Pinecrest Contribution	200,000
FDOT- County Incentive Grant Program	2,000,000
FDOT Reimbursement	4,022,000
<b>Total</b>	<b><u>\$6,522,000</u></b>
<u>Expenditures:</u>	
Public Works Capital Project Expenditures	<u>\$6,522,000</u>

**TRANSPORTATION AND PUBLIC WORKS**  
**Capital Improvement Local Option Gas Tax Collections (Three Cents)**  
**(Fund ET002)**

<u>Revenues:</u>	<u>2022-23</u>
Transfer from Transportation Trust Fund (Fund 51001)	<u>\$18,218,000</u>
<u>Expenditures:</u>	
Transfer to Transit Capital Project Fund (Fund ET412)	<u>\$18,218,000</u>

**TRANSPORTATION AND PUBLIC WORKS**  
**IMPACT FEE PROGRAM - ROADWAY CONSTRUCTION**  
**(Fund CI001-CI009)**

<u>Revenues:</u>	<u>2022-23</u>
Carryover	\$392,401,000
Impact Fees	<u>227,731,000</u>
<b>Total</b>	<b><u>\$620,132,000</u></b>
<u>Expenditures:</u>	
Roadway Construction Projects	\$227,731,000
Reserve for Future Capital Projects	<u>392,401,000</u>
<b>Total</b>	<b><u>\$620,132,000</u></b>

**MIAMI-DADE FIRE RESCUE**  
**Fire Rescue Impact Fees**  
**(Fund CI010-CI013)**

<u>Revenues:</u>	<u>2022-23</u>
Carryover	\$38,000,000
Impact Fees	<u>7,000,000</u>
<b>Total</b>	<b><u>\$45,000,000</u></b>
<u>Expenditures:</u>	
North Miami Fire Rescue Station (Station 18)	\$2,618,000
Dolphin Fire Rescue Station (Station 68)	4,103,000
Eureka Fire Rescue Station (Station 71)	671,000
Florida City Rescue Station (Station 72)	2,075,000
Palmetto Bay Fire Rescue Station (Station 74)	3,090,000
Miscellaneous Fire Rescue Capital Projects	10,000,000
Reserve for Future Projects	<u>22,443,000</u>
<b>Total</b>	<b><u>\$45,000,000</u></b>

**MIAMI-DADE POLICE DEPARTMENT**  
**Police Impact Fees**  
**(Fund CI014)**

<b>Revenues:</b>	<b>2022-23</b>
Carryover	\$5,015,000
Impact Fees	1,186,000
Interest Earnings	<u>28,000</u>
<b>Total</b>	<b><u>\$6,229,000</u></b>
<b>Expenditures:</b>	
Keyless Entry System	\$35,000
Range Tower & Target Systems for Long Distance Range	122,000
MPSTI Improvements	79,000
Real Time Crime Center and Related Systems	6,000
Conference and Training Room Improvements	34,000
Neighborhood Safety Initiative (NSI)	28,000
Headquarters Media and Meeting Rooms Renovation	25,000
Law Enforcement Records Management System	141,000
Forensic Laboratory Equipment	140,000
Portable Messaging Trailers	30,000
Crime Scene Equipment	194,000
Police Technology, Equipment, and Other Enhancements	400,000
Reserve for Future Expenditures	<u>4,995,000</u>
<b>Total</b>	<b><u>\$6,229,000</u></b>

**MIAMI-DADE POLICE DEPARTMENT**  
**Police Impact Fees**  
**(Fund CI015)**

<b>Revenues:</b>	<b>2022-23</b>
Carryover	\$5,762,000
Impact Fees	566,000
Interest Earnings	<u>37,000</u>
<b>Total</b>	<b><u>\$6,365,000</u></b>
<b>Expenditures:</b>	
Keyless Entry System	\$50,000
Range Tower & Target Systems for Long Distance Range	144,000
MPSTI Improvements	42,000
Real Time Crime Center and Related Systems	88,000
Headquarters Media and Meeting Rooms Renovation	95,000
Law Enforcement Records Management System	212,000
Forensic Laboratory Equipment	90,000
Portable Messaging Trailers	20,000
Crime Scene Equipment	126,000
Police Technology, Equipment, and Other Enhancements	400,000
Reserve for Future Expenditures	<u>5,098,000</u>
<b>Total</b>	<b><u>\$6,365,000</u></b>

MIAMI-DADE POLICE DEPARTMENT  
Police Impact Fees  
(Fund CI016)

	<b>2022-23</b>
<b>Revenues:</b>	
Carryover	\$3,565,000
Impact Fees	534,000
Interest Earnings	<u>26,000</u>
Total	<u>\$4,125,000</u>
<b>Expenditures:</b>	
Keyless Entry System	\$40,000
Range Tower & Target Systems for Long Distance Range	70,000
MPSTI Improvements	346,000
Real Time Crime Center and Related Systems	4,000
Conference and Training Room Improvements	19,000
Neighborhood Safety Initiative (NSI)	118,000
Headquarters Media and Meeting Rooms Renovation	74,000
Law Enforcement Records Management System	147,000
Forensic Laboratory Equipment	86,000
Portable Messaging Trailers	20,000
Crime Scene Equipment	120,000
Police Technology, Equipment, and Other Enhancements	400,000
Reserve for Future Expenditures	<u>2,681,000</u>
Total	<u>\$4,125,000</u>

**PARKS, RECREATION AND OPEN SPACES  
Impact Fees  
(Fund CI017-CI032)**

<u>Revenues:</u>	<u>2022-23</u>
Carryover	\$36,596,000
Impact Fees	<u>8,880,000</u>
Total	<u>\$45,476,000</u>
<u>Expenditures:</u>	
Land Acquisition and Development (PBD 1)	\$4,655,000
Land Acquisition and Development (PBD 2)	4,050,000
Land Acquisition and Development (PBD 3)	3,450,000
Chuck Pezoldt Park, Library and Community Center	150,000
Reserve for future expenses	<u>33,171,000</u>
Total	<u>\$45,476,000</u>

**2011 SUNSHINE STATE LOAN  
(Fund CB062)**

<u>Revenues:</u>	<u>Prior Years</u>	<u>2022-23</u>	<u>Future Years</u>	<u>Total</u>
Loan Proceeds	\$767,000	\$0	\$0	\$767,000
<u>Expenditures:</u>				
Internal Services Department - Carol Glassman Donaldson Center	<u>\$267,000</u>	<u>\$500,000</u>	<u>\$0</u>	<u>\$767,000</u>

**CAPITAL ASSET ACQUISITION BOND  
Series 2016A  
(Fund CB035)**

<u>Revenues:</u>	<u>Prior Years</u>	<u>2022-23</u>	<u>Future Years</u>	<u>Total</u>
Bond Proceeds	<u>\$271,000</u>	<u>\$0</u>	<u>\$0</u>	<u>\$271,000</u>
<u>Expenditures:</u>				
Parks, Recreation and Open Spaces Projects				
Camp Owaissa Bauer - Well Water Treatment	\$1,000	\$69,000	\$0	\$70,000
Environmental Remediation - Millers Pond Park	<u>62,000</u>	<u>139,000</u>	<u>0</u>	<u>201,000</u>
Total	<u>\$63,000</u>	<u>\$208,000</u>	<u>\$0</u>	<u>\$271,000</u>

**TRANSPORTATION AND PUBLIC WORKS  
People's Transportation Plan - Public Works Capital Program  
(Fund CB059)**

<u>Revenues:</u>	<u>2022-23</u>
People's Transportation Plan Bond Proceeds	<u>\$21,421,000</u>
<u>Expenditures:</u>	
Public Works - PTP Capital Expenditures	<u>\$21,421,000</u>

**PEOPLE'S TRANSPORTATION PLAN FUND  
Capital Expansion Reserve Fund  
(Fund SP003)**

<u>Revenues:</u>	<u>2022-23</u>
Carryover	\$21,015,000
Transfer from PTP Revenue Fund (Fund SP001)	<u>15,557,000</u>
Total	<u>\$36,572,000</u>
<u>Expenditures:</u>	
SMART Plan (Project Development and Environmental Studies) Expenditures	\$3,842,000
SMART Plan South Dade Transitway (South Corridor) Expenditures	23,419,000
Sunshine Station - Golden Glades Bike and Pedestrian Connector Expenditures	250,000
SMART Plan Aventura Station Expenditures	7,500,000
Ending Fund Balance	<u>1,561,000</u>
Total	<u>\$36,572,000</u>



**TRANSPORTATION AND PUBLIC WORKS**  
**Grant Restricted Capital Project Funds**  
**(Fund ET004)**

<u>Revenues:</u>	<u>2022-23</u>
City of Miami Park Impact Fees	\$5,007,000
City of Coral Gables Park & Mobility Impact Fees	2,460,000
Developer Fees/Donations	600,000
Florida Department of Transportation Grant Funds	<u>125,000</u>
<b>Total</b>	<b><u>\$8,192,000</u></b>
<u>Expenditures:</u>	
Transit Capital Project Expenditures	<u>\$8,192,000</u>

**TRANSPORTATION AND PUBLIC WORKS**  
**Grant Restricted Capital Project Funds**  
**(Fund ET005)**

<u>Revenues:</u>	<u>2022-23</u>
FTA 5339 Bus and Bus Facility Formula Grant	\$6,434,000
FTA 5307 Urbanized Area Formula Grants	61,483,000
FTA 5309 Discretionary Grant	6,047,000
Florida Department of Transportation Grant Funds	57,710,000
FTA 20005(b) Pilot Program Discretionary Grant	1,160,000
FTA 5307 Transfer	1,193,000
USDOT Build Program	6,708,000
FTA 5337 State of Good Repair Formula Grant	29,484,000
FTA 5339 Bus and Bus Facility Discretionary Grant	<u>4,750,000</u>
<b>Total</b>	<b><u>\$174,969,000</u></b>
<u>Expenditures:</u>	
Transit Capital Project Expenditures	<u>\$174,969,000</u>

**TRANSPORTATION AND PUBLIC WORKS**  
**Transit - Capital Project Funds**  
**(Fund ET017)**

<u>Revenues:</u>	<u>2022-23</u>
Bus Replacement Program Lease/Financing Proceeds	<u>\$82,193,000</u>
<u>Expenditures:</u>	
Transit Bus Replacement Purchases	<u>\$82,193,000</u>

**TRANSPORTATION AND PUBLIC WORKS**  
**Transit - Capital Project Funds**  
**(Fund ET042)**

<u>Revenues:</u>	<u>2022-23</u>
People's Transportation Plan Bond Proceeds	<u>\$292,355,000</u>
<u>Expenditures:</u>	
Transit PTP Capital Improvement Plan Expenditures	<u>\$292,355,000</u>

**TRANSPORTATION AND PUBLIC WORKS**  
**Transit - Capital Project Funds**  
**(Fund ET047)**

<u>Revenues:</u>	<u>2022-23</u>
Transfer from People's Transportation Plan Fund (SP001)	<u>\$7,868,000</u>
<u>Expenditures:</u>	
Transit SMART Plan Studies	<u>\$7,868,000</u>

**SEAPORT**  
**Grant Fund**  
**(Fund ES003)**

<u>Revenues:</u>	<u>2022-23</u>
FDOT Funds	<u>\$13,028,000</u>
<u>Expenditures:</u>	
Construction Projects	<u>\$13,028,000</u>

SEAPORT  
FDOT Funds - Grants From Federal Agencies  
(Fund S1044)

<b>Revenues:</b>	<b>2022-23</b>
FDOT Funds	\$23,750,000

<b>Expenditures:</b>	
Construction Projects	\$23,750,000

TRANSPORTATION AND PUBLIC WORKS  
Rickenbacker Causeway Capital Fund  
(Fund S1044)

<b>Revenues:</b>	<b>2022-23</b>
Florida Department of Transportation Grant Funds	\$2,000,000

<b>Expenditures:</b>	
Capital Projects	\$2,000,000

TRANSPORTATION AND PUBLIC WORKS  
Venetian Causeway Capital Fund  
(Fund SR004)

<b>Revenues:</b>	<b>2022-23</b>
FEMA Reimbursements	\$1,068,000

<b>Expenditures:</b>	
Capital Projects	\$1,068,000

HOMELESS TRUST  
(Fund ST001)

<b>Revenues:</b>	<b>2022-23</b>
Carryover	\$3,613,000
Interest Income	15,000
HOME Investment Partnership American Rescue Plan	5,000,000
Transfer from Homeless Trust Operations (Fund ST005)	5,074,000
Miscellaneous Revenues (Chapman Partnership)	200,000
<b>Total</b>	<b>\$13,902,000</b>

<b>Expenditures:</b>	
Capital Expenditures	\$7,214,000
Capital Reserve	6,688,000
<b>Total</b>	<b>\$13,902,000</b>

SEAPORT  
Tenant Financing Funds  
(Fund ES)

<b>Revenues:</b>	<b>2022-23</b>
Tenant Financing Funds	\$6,750,000

<b>Expenditures:</b>	
Construction Projects	\$6,750,000

SEAPORT  
Future Financing  
(Fund C9999)

<b>Revenues:</b>	<b>2022-23</b>
Future Financing Proceeds	\$341,433,000

<b>Expenditures:</b>	
Construction Projects	\$341,433,000

**SEAPORT  
Interest and Sinking Fund  
(Fund ES018)**

<u>Revenues:</u>	<u>2022-23</u>
Transfer from Seaport Revenue Fund (Fund ES001)	<u>\$37,200,000</u>
<b>Expenditures:</b>	
Principal and Interest Payments	<u>\$37,200,000</u>

**SEAPORT  
General Fund  
(Fund ES028)**

<u>Revenues:</u>	<u>2022-23</u>
Transfer from Seaport Revenue Fund (Fund ES001)	<u>\$25,300,000</u>
<b>Expenditures:</b>	
Principal and Interest Payments	<u>\$24,900,000</u>
Non-operating Expenditures	<u>400,000</u>
Total	<u>\$25,300,000</u>

**TRANSPORTATION AND PUBLIC WORKS  
Rickenbacker Causeway Capital Fund  
(Fund ER003-ER004)**

<u>Revenues:</u>	<u>2022-23</u>
Carryover	<u>\$6,023,000</u>
Transfer from Operating Fund (Fund ER001)	<u>6,714,000</u>
Transfer from Operating and Replacement Fund (Fund ER001)	<u>1,436,000</u>
Total	<u>\$14,173,000</u>
<b>Expenditures:</b>	
Capital Projects	<u>\$8,575,000</u>
Renewal and Replacement Reserve	<u>5,598,000</u>
Total	<u>\$14,173,000</u>

**TRANSPORTATION AND PUBLIC WORKS  
Rickenbacker Causeway Debt Service Fund  
(Fund ER005-ER007)**

<u>Revenues:</u>	<u>2022-23</u>
Transfer from Causeway Operating Fund (Fund ER001)	<u>\$2,674,000</u>
<b>Expenditures:</b>	
Debt Service Payment for FY 2007-08 Sunshine Loan Restructured in Series 2011A Loan	<u>\$304,000</u>
Debt Service Payment for Capital Asset Series 2010 Bonds Restructured in Series 2019 BAB	<u>310,000</u>
Debt Service Payment for Rickenbacker 2014 Revenue Bonds	<u>2,060,000</u>
Total	<u>\$2,674,000</u>

**TRANSPORTATION AND PUBLIC WORKS  
Venetian Causeway Capital Fund  
(Fund EV002)**

<u>Revenues:</u>	<u>2022-23</u>
Transfer from Operating Fund (Fund EV001)	<u>\$4,090,000</u>
<b>Expenditures:</b>	
Capital Projects	<u>\$4,090,000</u>

**TRANSPORTATION AND PUBLIC WORKS  
Venetian Causeway Debt Service Fund  
(Fund EV003, EV004 and EV009)**

<u>Revenues:</u>	<u>2022-23</u>
Transfer from Operating Fund (Fund EV001)	<u>\$691,000</u>
<b>Expenditures:</b>	
Debt Service Payment for FY 2007-08 Sunshine Loan Restructured in Series 2011A Loan	<u>\$140,000</u>
Debt Service Payment for Capital Asset Series 2010 Bonds Restructured in Series 2019 BAB	<u>285,000</u>
Debt Service Payment for Capital Asset Series 2016 Bonds	<u>266,000</u>
Total	<u>\$691,000</u>

**DEPARTMENT OF SOLID WASTE MANAGEMENT**  
**Waste Collection Capital Projects**  
**(Fund EW019)**

<u>Revenues:</u>	<u>Prior Years</u>	<u>2022-23</u>	<u>Future Years</u>	<u>Total</u>
Transfer from Fund EW018	<u>\$3,978,000</u>	<u>\$4,933,000</u>	<u>\$11,158,000</u>	<u>\$20,069,000</u>
 <u>Expenditures:</u>				
3A Collection Facility Infrastructure Improvements	\$99,000	\$347,000	\$1,190,000	\$1,636,000
3A Collection Facility Truck Wash Upgrade	74,000	1,009,000	781,000	1,864,000
3B Collection Facility Infrastructure Improvements	\$73,000	\$564,000	\$1,862,000	\$2,499,000
3B Collection Facility Truck Wash Upgrade	\$378,000	\$804,000	\$836,000	\$2,018,000
58 Street Collection Facility Infrastructure Improvements	\$395,000	\$347,000	\$1,484,000	\$2,226,000
58 Street Collection Facility Truck Wash Upgrade	\$0	\$120,000	\$1,560,000	\$1,680,000
Chapman Field TRC Infrastructure Improvements	\$158,000	\$99,000	\$156,000	\$413,000
Eureka Drive TRC Infrastructure Improvements	\$134,000	\$242,000	\$306,000	\$682,000
Golden Glades TRC Infrastructure Improvements	\$52,000	\$135,000	\$212,000	\$399,000
Moody Drive TRC Infrastructure Improvements	\$43,000	\$182,000	\$319,000	\$544,000
North Dade TRC Infrastructure Improvements	\$72,000	\$46,000	\$150,000	\$268,000
Norwood TRC Infrastructure Improvements	\$42,000	\$120,000	\$240,000	\$402,000
Palm Spring TRC Infrastructure Improvements	\$148,000	\$172,000	\$282,000	\$602,000
Richmond Heights TRC Infrastructure Improvements	\$54,000	\$154,000	\$303,000	\$511,000
Snapper Creek TRC Infrastructure Improvements	\$1,487,000	\$176,000	\$282,000	\$1,945,000
South Miami Heights TRC Infrastructure Improvements	\$163,000	\$45,000	\$255,000	\$463,000
Sunset Kendall TRC Infrastructure Improvements	\$125,000	\$102,000	\$176,000	\$403,000
West Little River TRC Infrastructure Improvements	\$203,000	\$123,000	\$377,000	\$703,000
West Perrine TRC Infrastructure Improvements	<u>278,000</u>	<u>146,000</u>	<u>387,000</u>	<u>811,000</u>
Total	<u>\$3,978,000</u>	<u>\$4,933,000</u>	<u>\$11,158,000</u>	<u>\$20,069,000</u>

**DEPARTMENT OF SOLID WASTE MANAGEMENT**  
**Debt Service**  
**(Fund EW018)**

<u>Revenues:</u>	<u>2022-23</u>
Intradepartmental Transfer from Waste Collection Operations	<u>\$10,705,000</u>
 <u>Expenditures:</u>	
Fleet Loan Financing	<u>\$10,705,000</u>

**DEPARTMENT OF SOLID WASTE MANAGEMENT**  
**Fleet Purchases Floated with Cash (Waste Collection Operations)**  
**(Fund EW018)**

<u>Revenues:</u>	<u>2022-23</u>
Bank of America Reimbursement (Fleet loan financing)	<u>\$17,196,000</u>
 <u>Expenditures:</u>	
Major Equipment Purchase (Heavy & Light)	<u>\$17,196,000</u>

**DEPARTMENT OF SOLID WASTE MANAGEMENT**  
**Waste Disposal Capital Projects**  
**(Fund EW009 and EW026)**

<u>Revenues:</u>	<u>Prior Years</u>	<u>2022-23</u>	<u>Future Years</u>	<u>Total</u>
Solid Waste System Revenue Bonds, Series 2005	\$63,661,000	\$0	\$0	\$63,661,000
Transfer from Fund EW007	42,973,000	17,606,000	249,285,000	309,864,000
Utility Service Fee (Fund EW026)	<u>3,847,000</u>	<u>3,934,000</u>	<u>89,038,000</u>	<u>96,819,000</u>
Total	<u>\$110,481,000</u>	<u>\$21,540,000</u>	<u>\$338,323,000</u>	<u>\$470,344,000</u>
 <u>Expenditures:</u>				
58 Street Home Chemical Collection Center	\$2,286,000	\$2,098,000	\$742,000	\$5,126,000
58 Street Landfill Access Road	974,000	0	202,000	1,176,000
Backup Power Generators	1,553,000	433,000	1,131,000	3,117,000
Central Transfer Station Infrastructure Improvements	241,000	0	416,000	657,000
Central Transfer Station Building Upgrades	389,000	15,000	1,058,000	1,462,000
Central Transfer Station Equipment	0	0	9,081,000	9,081,000
Central Transfer Station Tip Floor	881,000	0	2,275,000	3,156,000
Disposal Facility Future Projects	0	0	810,000	810,000
North Dade Landfill Infrastructure Improvements	200,000	303,000	303,000	806,000
North Dade Landfill Access Road Improvements	0	299,000	299,000	598,000
North Dade Landfill Scale House Improvements	669,000	15,000	512,000	1,196,000
Northeast Transfer Station Infrastructure Improvements	231,000	1,542,000	650,000	2,423,000
Northeast Transfer Station Building Upgrade	1,100,000	898,000	1,916,000	3,914,000
Northeast Transfer Station Equipment	431,000	242,000	8,107,000	8,780,000
Northeast Transfer Station Tipping Floor	858,000	0	2,102,000	2,960,000
Resources Recovery Infrastructure Improvements	15,323,000	208,000	37,237,000	52,768,000
South Dade Landfill Infrastructure Improvements	241,000	435,000	358,000	1,034,000
South Dade Landfill Access Road	1,545,000	0	757,000	2,302,000
South Dade Scalehouse Infrastructure Improvements	820,000	15,000	918,000	1,753,000
South Dade Landfill Tip Floor	3,855,000	685,000	3,264,000	7,804,000
West Transfer Station Improvements	79,000	47,000	1,780,000	1,906,000
West Transfer Station Building Upgrade	886,000	1,976,000	858,000	3,720,000
West Transfer Station Equipment	458,000	624,000	1,204,000	2,286,000
West Transfer Station Tip Floor	1,331,000	0	3,304,000	4,635,000
North Dade Landfill Groundwater and Monitoring Wells	0	0	288,000	288,000
Resources Recovery Ash Landfill Improvements	0	0	216,000	216,000
South Dade Landfill Gas Collection and Control System	7,687,000	835,000	1,925,000	10,447,000
South Dade Landfill Groundwater	0	0	453,000	453,000
South Dade Landfill Sequence Batch Reactor System	600,000	44,000	2,237,000	2,881,000
South Dade Landfill Stormwater System	55,000	75,000	487,000	617,000
Hickman Garage Building Upgrade	25,000	1,575,000	0	1,600,000
South Dade Landfill Land Purchase	8,000	5,000,000	0	5,008,000
Landfill Construction, Closure and Remediation Future Projects	0	0	108,609,000	108,609,000
Miami Garden Landfill Closure	152,000	3,404,000	0	3,556,000
Munisport Landfill Closure Grant	31,738,000	1,800,000	1,838,000	35,376,000
North Dade Landfill Vertical Expansion	246,000	242,000	105,000	593,000
South Dade Landfill Cell 4 Closure	1,000	530,000	15,566,000	16,097,000
South Dade Landfill Horizontal Expansion	0	0	620,000	620,000
Virginia Key Landfill Closure	5,926,000	2,157,000	36,555,000	44,638,000
New Transfer Station Northeast	0	0	44,925,000	44,925,000
New Transfer Station South	0	0	<u>70,950,000</u>	<u>70,950,000</u>
Total	<u>\$80,789,000</u>	<u>\$25,497,000</u>	<u>\$364,058,000</u>	<u>\$470,344,000</u>

**DEPARTMENT OF SOLID WASTE MANAGEMENT**  
**Debt Service**  
**(Fund EW010)**

<u>Revenues:</u>	<u>2022-23</u>
Transfer from Disposal Operations (Funds EW007 and EW026)	<u>\$4,140,000</u>
 <u>Expenditures:</u>	
Principal Payments on the Series 2015 Revenue Bonds	\$2,956,000
Interest Payments on the Series 2015 Revenue Bonds	<u>1,184,000</u>
Total	<u>\$4,140,000</u>

**DEPARTMENT OF SOLID WASTE MANAGEMENT**  
**Fleet Purchases Floated with Cash (Disposal Operations)**  
**(Fund EW007)**

<u>Revenues:</u>	<u>2022-23</u>
Bank of America Reimbursement (Fleet loan financing)	<u>\$10,137,000</u>
 <u>Expenditures:</u>	
Major Equipment Purchase (Heavy & Light)	<u>\$10,137,000</u>

**CAPITAL ASSET ACQUISITION BOND (CAAB)  
Series 2020C  
(Fund CB058)**

<b>Revenues:</b>	<b>Prior Years</b>	<b>2022-23</b>	<b>Future Years</b>	<b>Total</b>
Financing Proceeds	<u>\$41,183,000</u>	<u>\$0</u>	<u>\$0</u>	<u>\$41,183,000</u>
<b>Expenditures:</b>				
Communications - Customer relationship Management Modernization	\$0	\$2,000,000	\$500,000	\$2,500,000
Information Technology - Cyber Security Strategic Evolution	2,901,000	1,347,000	0	4,248,000
Information Technology - Computer-Aided Dispatch (CAD)	3,938,000	750,000		4,688,000
Information Technology - Court Case Management System	11,033,000	11,891,000	0	22,924,000
Parks, Recreation and Open Spaces - Bike Path Ludlam	11,000	0	4,348,000	4,359,000
Police - Forensic Laboratory Equipment - Cloud-Based Automated Fingerprint Identification System	0	1,250,000	250,000	1,500,000
Police - Law Enforcement Record Management System	0	246,000	718,000	964,000
<b>Total</b>	<b><u>\$17,883,000</u></b>	<b><u>\$17,484,000</u></b>	<b><u>\$5,816,000</u></b>	<b><u>\$41,183,000</u></b>

**CAPITAL ASSET ACQUISITION BOND (CAAB)  
Series 2021A  
(Fund CB061)**

<b>Revenues:</b>	<b>Prior Years</b>	<b>2022-23</b>	<b>Future Years</b>	<b>Total</b>
Financing Proceeds	<u>\$263,262,000</u>	<u>\$0</u>	<u>\$0</u>	<u>\$263,262,000</u>
<b>Expenditures:</b>				
Animal Services - Animal Services Facilities Systemwide	\$1,936,000	\$1,706,000	\$0	\$3,642,000
Animal Services - Drainage/Parking Lot Resurfacing - Doral Facility	43,000	416,000	0	459,000
Community Action and Human Services - New Directions - Residential Rehabilitative Services	1,203,000	1,061,000	0	2,264,000
Community Action and Human Services - Facilities Systemwide	4,820,000	66,000	0	4,886,000
Communications - AV Equipment and Infrastructure Upgrade	500,000	2,500,000	0	3,000,000
Communications - Press Room on 29th Floor	0	80,000	0	80,000
Corrections and Rehabilitation - Communications Infrastructure Expansion	0	250,000	0	250,000
Cultural Affairs - Miami-Dade County Auditorium	350,000	3,850,000	0	4,200,000
Cultural Affairs - Joseph Caleb Auditorium	250,000	3,835,000	0	4,085,000
Cultural Affairs - South Miami-Dade Cultural Arts Center	1,053,000	760,000	0	1,813,000
Cultural Affairs - Cultural Facilities Systemwide	2,089,000	17,661,000	0	19,750,000
Elections - Security at Election Headquarters	250,000	250,000	0	500,000
Elections - Media Room Upgrades	250,000	250,000	0	500,000
Elections - Reconfiguration of Elections Headquarters Warehouse	0	2,200,000	0	2,200,000
Fire Rescue - Ocean Rescue - Lifeguard Tower Replacements	760,000	752,000	0	1,512,000
Information Technology - EDGE Network Projects	120,000	650,000	0	770,000
Internal Services - Facilities Systemwide	23,414,000	74,818,000	0	98,232,000
Medical Examiner - Total Body Digital X-Ray Imaging Device	50,000	150,000	0	200,000
Medical Examiner - Facility-wide Improvements	0	798,000	0	798,000
Non-Departmental - Countywide Facility Condition Assessment	350,000	12,150,000	0	12,500,000
Parks, Recreation and Open Spaces - Southridge Park	0	200,000	0	200,000
Parks, Recreation and Open Spaces - Greenways and Trails - Commission District 1	25,000	50,000	0	75,000
Parks, Recreation and Open Spaces - Homestead Bayfront Park	0	74,000	0	74,000
Parks, Recreation and Open Spaces - Tropical Park	116,000	407,000	0	523,000
Parks, Recreation and Open Spaces - Arcola Lakes Park	0	238,000	0	238,000
Parks, Recreation and Open Spaces - Facilities Systemwide	18,840,000	20,097,000	0	38,937,000
Parks, Recreation and Open Spaces - ZooMiami - Animal Hospital and Rehabilitative Facilities	335,000	931,000	0	1,266,000
Parks, Recreation and Open Spaces - Country Club of Miami Golf Course Reconfiguration and Clubhouse Renovations	773,000	534,000	0	1,307,000
Parks, Recreation and Open Spaces - Zoo Facilitywide	1,574,000	3,509,000	0	5,083,000
Parks, Recreation and Open Spaces - Coastal Parks - Resiliency and Marinas Program	930,000	1,928,000	0	2,858,000
Parks, Recreation and Open Spaces - Local/ADA Park Program	1,083,000	1,138,000	0	2,221,000
Parks, Recreation and Open Spaces - Golf Course Program	1,440,000	3,000,000	0	4,440,000
Parks, Recreation and Open Spaces - Regional/ADA Park Program	943,000	2,426,000	0	3,369,000
Parks, Recreation and Open Spaces - Playground Program	513,000	3,051,000	0	3,564,000
Police - Miami-Dade Public Safety Training Institute	138,000	265,000	0	403,000
Police - Facilities Systemwide	8,823,000	26,422,000	0	35,245,000
Solid Waste - Mosquito Control and Habitat Management Building	305,000	1,513,000	0	1,818,000
<b>Total</b>	<b><u>\$73,276,000</u></b>	<b><u>\$189,986,000</u></b>	<b><u>\$0</u></b>	<b><u>\$263,262,000</u></b>

**FUTURE DEBT OBLIGATIONS  
(Fund C9999)**

<b>Revenues:</b>	<b>Prior Years</b>	<b>2022-23</b>	<b>Future Years</b>	<b>Total</b>
Financing Proceeds	<u>\$73,466,000</u>	<u>\$306,443,000</u>	<u>\$1,963,843,000</u>	<u>\$2,343,752,000</u>
<b>Expenditures:</b>				
Corrections and Rehabilitation - Replacement Detention Facility	\$0	\$9,000,000	\$408,583,000	\$417,583,000
Elections - DS200 Ballot Digital Scanner	0	5,835,000	2,915,000	8,750,000
Fire Rescue - Ocean Rescue Facility Improvements	0	3,490,000	0	3,490,000
Fire Rescue - Station 27 (North Bay Village)	0	0	4,000,000	4,000,000
Fire Rescue - Radio Coverage and Equipment	9,100,000	21,900,000	14,875,000	45,875,000
Fire Rescue - Fleet Shop	0	\$300,000	\$29,579,000	29,879,000
General Government - CIIP Program	0	\$30,000,000	\$33,285,000	63,285,000
Information Technology - Fiber Optic Infrastructure Expansion	200,000	\$500,000	\$200,000	900,000
Information Technology - Court Case Management System	0	\$3,911,000	\$29,274,000	33,185,000
Information Technology - Cybersecurity Strategic Evolution Plan	0	\$5,323,000	\$9,425,000	14,748,000
Information Technology - Full Enterprise Resource Planning Implementation	24,065,000	10,425,000	0	34,490,000
Internal Services - Fleet Facilities	0	3,639,000	78,400,000	82,039,000
Internal Services - Integrated Command and Communications Center (Lightspeed)	500,000	63,738,000	150,762,000	215,000,000
Internal Services - Parking Equipment	0	2,203,000	0	2,203,000
Health and Society - CIIP Program	0	5,000,000	15,568,000	20,568,000
Neighborhood and Infrastructure - CIIP Program	0	2,000,000	5,469,000	7,469,000
Non-Departmental - Fleet Replacement and Special Equipment	15,601,000	15,601,000	43,450,000	74,652,000
Parks, Recreation and Open Spaces - Crandon Park	0	0	55,682,000	55,682,000
Parks, Recreation and Open Spaces - Ludlam Bike Trail	0	0	63,006,000	63,006,000
Parks, Recreation and Open Spaces - Country Club of Miami Golf	0	0	20,606,000	20,606,000
Parks, Recreation and Open Spaces - Zoo Facilitywide	0	0	41,500,000	41,500,000
Parks, Recreation and Open Spaces - Regional/ADA Park Program	0	0	85,923,000	85,923,000
Public Safety - CIIP Program	0	11,000,000	48,791,000	59,791,000
Police - New District Station - Eureka	0	1,500,000	18,500,000	20,000,000
Police - Law Enforcement Records Management System (LERMS)	0	1,281,000	6,312,000	7,593,000
Police - Helicopter Fleet Replacement	0	12,000,000	12,000,000	24,000,000
Police - Radio Replacement	14,000,000	55,000,000	2,000,000	71,000,000
Recreation and Culture - CIIP Program	0	52,000,000	774,535,000	826,535,000
Regulatory and Economic Resource - Purchase Development Rights Fund	0	0	<u>10,000,000</u>	<u>10,000,000</u>
<b>Total</b>	<b><u>\$63,466,000</u></b>	<b><u>\$315,646,000</u></b>	<b><u>\$1,964,640,000</u></b>	<b><u>\$2,343,752,000</u></b>

**PARKS, RECREATION AND OPEN SPACES  
Miscellaneous Trust Funds  
(Fund Group TF)**

<b>Revenues:</b>	<b>2022-23</b>
Carryover	\$26,768,000
Interest Earnings	55,000
Miscellaneous Revenues and Donations	1,750,000
Interfund Transfers	<u>285,000</u>
<b>Total</b>	<b><u>\$28,858,000</u></b>
<b>Expenditures:</b>	
Coastal Park & Marina Improvement Trust (Fund TF031)	\$1,550,000
NEAT Streets Miami Trust (Fund TF033)	1,000,000
Zoo Miami Improvement Trust (Fund TF032)	758,000
Crandon Park Non-Time Certain Settlement Trust (Fund TF028)	500,000
Chapman Field Trust (Fund TF013)	440,000
Haulover Park Parking Surcharge Trust (Fund TF030)	250,000
Zoo Wildlife Conservation Trust (Fund TF025)	235,000
P&R Miscellaneous Trust (Fund TF014)	65,000
P&R Adopt-a-Park Trust (Fund TF022)	45,000
Street Tree Replacement Trust (Fund TF029)	25,000
Crandon Park Imagery Trust (Fund TF024)	15,000
Zoo Animal Trust (Fund TF012)	15,000
Trust Reserves	<u>23,960,000</u>
<b>Total</b>	<b><u>\$28,858,000</u></b>

**REGULATORY AND ECONOMIC RESOURCES  
Biscayne Bay Restoration and Shoreline Stabilization  
(Fund TF064)**

<b>Revenues:</b>	<b>2022-23</b>
Biscayne Bay Environmental Trust Fund	\$1,000,000
Florida Inland Navigation District	<u>100,000</u>
<b>Total</b>	<b><u>\$1,100,000</u></b>
<b>Expenditures:</b>	
Construction Expenditures	<u>\$1,100,000</u>

**MIAMI-DADE AVIATION DEPARTMENT  
Improvement Fund**

<u>Revenues:</u>	<u>2022-23</u>
Carryover	\$196,428,000
Transfer from Revenue Fund	67,700,000
Transfer from Interest and Sinking Fund	3,000,000
Interest Earnings	<u>1,300,000</u>
Total	<u>\$268,428,000</u>
<u>Expenditures:</u>	
On-Going Improvement Fund Projects	\$32,089,000
Unplanned Capital Projects	20,000,000
Payment to Subordinate Debt	6,531,000
Transfer to DB Bonds Debt Service	12,770,000
Transfer to Revenue Fund	76,500,000
Ending Cash Balance	<u>120,538,000</u>
Total	<u>\$268,428,000</u>

**MIAMI-DADE AVIATION DEPARTMENT  
Reserve Maintenance Fund**

<u>Revenues:</u>	<u>2022-23</u>
Carryover	\$96,000,000
Transfer from Revenue Fund	20,000,000
Grants Contribution	1,000,000
Interest Earnings	<u>750,000</u>
Total	<u>\$117,750,000</u>
<u>Expenditures:</u>	
Projects Committed	\$97,733,000
Unplanned Capital Projects	5,000,000
Ending Cash Balance	<u>15,017,000</u>
Total	<u>\$117,750,000</u>

**MIAMI-DADE AVIATION DEPARTMENT  
Construction Fund (Trust Agreement Bonds)**

<u>Revenues:</u>	<u>2022-23</u>
Carryover	\$51,850,000
Transfer from Passenger Facility Charges Account	26,988,000
Commercial Paper	160,000,000
New Money Aviation Revenue Bonds	200,000,000
Grant Funds	<u>42,405,000</u>
Total	<u>\$481,243,000</u>
<u>Expenditures:</u>	
Projects in Capital Improvement Program	\$349,099,000
Ending Cash Balance	<u>132,144,000</u>
Total	<u>\$481,243,000</u>

**MIAMI-DADE AVIATION DEPARTMENT  
Passenger Facility Charges (PFC) Account**

<u>Revenues:</u>	<u>2022-23</u>
Carryover	\$193,800,000
Passenger Facility Charges Revenue	88,000,000
Interest Earnings	<u>2,000,000</u>
Total	<u>\$283,800,000</u>
<u>Expenditures:</u>	
Debt Service Payment	\$60,000,000
Transfer to Construction Fund	26,988,000
Ending Cash Balance	<u>196,812,000</u>
Total	<u>\$283,800,000</u>



**MIAMI-DADE AVIATION DEPARTMENT  
Sinking Fund**

<u>Revenues:</u>	<u>2022-23</u>
Carryover (includes Reserve)	\$164,636,000
Transfer from Revenue Fund	267,008,000
Airport Rescue Plan Act Grant	40,000,000
Transfer from Passenger Facility Charges	60,000,000
Interest Earnings	<u>3,000,000</u>
Total	<u>\$534,644,000</u>
<u>Expenditures:</u>	
Debt Service - Principal	\$158,785,000
Debt Service - Interest	211,224,000
Transfer to Improvement Fund	3,000,000
Ending Cash Balance	<u>161,635,000</u>
Total	<u>\$534,644,000</u>

**MIAMI-DADE AVIATION DEPARTMENT  
Construction Fund (Double Barrel Bonds)**

<u>Revenues:</u>	<u>2022-23</u>
Carryover	<u>\$1,000,000</u>
<u>Expenditures:</u>	
Capital Projects Expenditure	<u>\$1,000,000</u>

**MIAMI-DADE AVIATION DEPARTMENT  
Environmental Fund**

<u>Revenues:</u>	<u>2022-23</u>
Carryover	\$42,400,000
Interest Earnings	<u>424,000</u>
Total	<u>\$42,824,000</u>
<u>Expenditures:</u>	
Unplanned Capital Projects	\$10,000,000
Ending Cash Balance (Reserve for Emergencies)	<u>32,824,000</u>
Total	<u>\$42,824,000</u>

**MIAMI-DADE WATER AND SEWER  
Restricted Assets Funds  
Renewal and Replacement Fund**

<u>Revenues:</u>	<u>2022-23</u>
Carryover	\$103,691,000
Transfers from Revenue Fund	<u>100,000,000</u>
Total	<u>\$203,691,000</u>
<u>Expenditures:</u>	
Water Expenditures	\$84,833,000
Wastewater Expenditures	83,167,000
Ending Cash Balance Available for Future Project Costs	<u>35,691,000</u>
Total	<u>\$203,691,000</u>

**MIAMI-DADE WATER AND SEWER  
Water Plant Expansion Fund**

<u>Revenues:</u>	<u>2022-23</u>
Carryover	\$23,253,000
Connection Fees	<u>26,663,000</u>
Total	<u>\$49,916,000</u>
<u>Expenditures:</u>	
Construction Expenditures	\$26,664,000
Ending Cash Balance Available for Future Project Costs	<u>23,252,000</u>
Total	<u>\$49,916,000</u>

**MIAMI-DADE WATER AND SEWER  
Capital Improvement Fund**

<u>Revenues:</u>	<u>2022-23</u>
Carryover	\$552,946,000
Finance Proceeds	146,718,000
Transfer from a Restricted Asset	2,633,000
Transfer from Operating Revenues	<u>10,128,000</u>
Total	<u>\$712,425,000</u>
<u>Expenditures:</u>	
Water Construction Expenditures	\$92,830,000
Wastewater Construction Expenditures	417,699,000
Ending Cash Balance Available for Future Project Costs	<u>201,896,000</u>
Total	<u>\$712,425,000</u>

**MIAMI-DADE WATER AND SEWER  
Fire Hydrant Fund**

<u>Revenues:</u>	<u>2022-23</u>
Carryover	\$8,420,000
Transfers from Revenue Fund	<u>2,800,000</u>
Total	<u>\$11,220,000</u>
<u>Expenditures:</u>	
Construction Expenditures	\$4,000,000
Ending Cash Balance Available for Future Project	<u>7,220,000</u>
Total	<u>\$11,220,000</u>

**MIAMI-DADE WATER AND SEWER  
Wastewater Plant Expansion Fund**

<u>Revenues:</u>	<u>2022-23</u>
Carryover	\$78,699,000
Connection Fees	<u>50,446,000</u>
Total	<u>\$129,145,000</u>
<u>Expenditures:</u>	
Construction Expenditures	\$50,446,000
Ending Cash Balance Available for Future Project Costs	<u>78,699,000</u>
Total	<u>\$129,145,000</u>

**MIAMI-DADE WATER AND SEWER  
State Revolving Loan Fund**

<u>Revenues:</u>	<u>2022-23</u>
Wastewater State Revolving Loan Proceeds	<u>\$5,099,000</u>
<u>Expenditures:</u>	
Construction Expenditures	<u>\$5,099,000</u>

**PUBLIC HOUSING AND COMMUNITY DEVELOPMENT  
Capital Program Fund**

<u>Revenues:</u>	<u>Prior Years</u>	<u>2022-23</u>	<u>Future Years</u>	<u>Total</u>
		<b>\$9</b>		<b>\$26,000,000</b>
Affordable Housing Trust Fund	\$26,000,000	<b>\$4,550,000</b>	\$0	<b>\$30,550,000</b>
Capital Funds Program (CFP) - 717	7,424,000	0	0	7,424,000
Capital Funds Program (CFP) - 718	11,553,000	0	0	11,553,000
Capital Funds Program (CFP) - 719	9,704,000	2,509,000	0	12,213,000
Capital Funds Program (CFP) - 720	6,710,000	2,400,000	2,300,000	11,410,000
Capital Funds Program (CFP) - 721	1,001,000	3,039,000	5,897,000	9,937,000
Capital Funds Program (CFP) - 722	0	1,001,000	8,936,000	9,937,000
Capital Funds Financing Program (CFFP)	0	1,500,000	3,635,000	5,135,000
Hope VI Grant	2,947,000	2,216,000	0	5,163,000
Southeast Overtown Park West CRA	0	500,000	0	500,000
Replacement Housing Factor (RHF)	<u>391,000</u>	<u>0</u>	<u>0</u>	<u>391,000</u>
Total	<u>\$65,730,000</u>	<u>\$17,715,000</u> <del>\$13,165,000</del>	<u>\$20,768,000</u>	<u>\$104,213,000</u> <del>\$99,663,000</del>
<u>Expenditures:</u>				
Public Housing and Community Development Improvement	\$59,230,000	<b>\$24,215,000</b> <del>\$19,665,000</del>	\$20,768,000	<b>\$104,213,000</b> <del>\$99,663,000</del>

**JACKSON HEALTH SYSTEMS  
Capital Budget**

<u>Revenues:</u>	<u>Prior Years</u>	<u>2022-23</u>	<u>Future Years</u>	<u>Total</u>
Funded Depreciation	\$564,310,000	\$182,062,000	\$891,979,000	\$1,638,351,000
Series 2015 Revenue Bond Proceeds	16,288,000	0	0	16,288,000
Series 2009 Revenue Bond Proceeds	15,262,000	0	0	15,262,000
Series 2009 Revenue Bond Interest	2,955,000	0	0	2,955,000
JMH Miracle Building Bond Program	830,000,000	0	0	830,000,000
Foundation	63,768,000	4,550,000	3,500,000	71,818,000
Federal Grants	<u>7,427,000</u>	<u>162,000</u>	<u>0</u>	<u>7,589,000</u>
Total	<u>\$1,500,010,000</u>	<u>\$186,774,000</u>	<u>\$895,479,000</u>	<u>\$2,582,263,000</u>
<u>Expenditures:</u>				
Facility Improvements	\$323,711,000	\$41,649,000	\$129,735,000	\$495,095,000
Medical & Technology Equipment & Software	351,213,000	56,089,000	385,777,000	793,079,000
Infrastructure Improvements	175,465,000	33,535,000	208,702,000	417,702,000
New Facilities	<u>649,620,000</u>	<u>55,501,000</u>	<u>171,266,000</u>	<u>876,387,000</u>
Total	<u>\$1,500,009,000</u>	<u>\$186,774,000</u>	<u>\$895,480,000</u>	<u>\$2,582,263,000</u>

Note: This schedule is net of County Building Better Communities General Obligation Bond projects for Jackson Health System

# PAY PLAN

## FY 2022-23

SALARY  
SUPPLEMENTS

JOB  
ANALYSIS

COMPENSATION

JOB  
CLASSIFICATION

PAY RATES

**FY 2022-23  
MIAMI-DADE COUNTY  
PAY PLAN**

---

**FIRST EDITION  
EFFECTIVE: October 3, 2022**



**Daniella Levine Cava**  
*Mayor*

## **BOARD OF COUNTY COMMISSIONERS**

**Jose "Pepe" Diaz**  
*Chairman*

**Oliver G. Gilbert, III**  
*Vice Chairman*

**Oliver G. Gilbert, III**  
*District 1*

**Jean Monestime**  
*District 2*

**Keon Hardemon**  
*District 3*

**Sally A. Heyman**  
*District 4*

**Eileen Higgins**  
*District 5*

**Rebeca Sosa**  
*District 6*

**Raquel A. Regalado**  
*District 7*

**Danielle Cohen Higgins**  
*District 8*

**Kionne L. McGhee**  
*District 9*

**Senator Javier D. Souto**  
*District 10*

**Joe A. Martinez**  
*District 11*

**Jose "Pepe" Diaz**  
*District 12*

**Senator René Garcia**  
*District 13*

**Harvey Ruvín**  
*Clerk of Courts*

**Pedro J. Garcia**  
*Property Appraiser*

**Geri Bonzon-Keenan**  
*County Attorney*

**Table of Contents**

---

I. GROSS COMPENSATION ..... 7

II. WORKWEEK HOURS ..... 7

III. FURLOUGH LEAVE..... 7

IV. OVERTIME COMPENSATION..... 7

V. SPECIAL PAY PROVISION..... 8

    (A) Leadworker 8

    (B) Trainee 9

VI. SHIFT DIFFERENTIAL ..... 9

    (A) Night Shift (Non-Bargaining)..... 9

    (B) Night Shift (Bargaining Unit)..... 9

VII. SPECIAL WORK SHIFTS ..... 9

VIII. SERVICE PAY PREMIUMS ..... 10

    (A) Service In-Grade Pay (Longevity Steps) ..... 10

        Longevity Bonus Award ..... 11

    (B) Employee Service Award Program ..... 11

X. SALARY ADMINISTRATION..... 12

X. INTERMEDIATE RATE HIRING POLICY ..... 13

XI. REHIRING OF COUNTY RETIREES IMPLEMENTING– ORDER 7-44 ..... 13

XII. PROMOTIONS ..... 13

XIII. DEMOTIONS..... 14

XIV. DELEGATION OF AUTHORITY FOR PERSONNEL/COMPENSATION ITEMS ..... 15

XV. TEMPORARY JOB CLASSIFICATIONS AND SALARY RANGES ..... 15

XVI. RECLASSIFICATIONS OR CLASSIFICATIONS REVIEWS ..... 15

XVII. EXECUTIVE AND EXEMPT PROFESSIONAL/MANAGERIAL PAY RANGES ..... 16

XVIII. SALARY REVIEWS FOR EXEMPT NON-BARGAINING UNIT PROFESSIONAL/MANAGERIAL  
EMPLOYEES..... 16

XIX. PERFORMANCE-BASED BONUS FOR NON-BARGAINING UNIT EMPLOYEES ..... 17

XX. EXECUTIVE BENEFIT PROGRAM..... 17

XXI. EXEMPT CLASSIFICATIONS..... 18

XXII. WAGE ADJUSTMENTS & OTHER BENEFITS FOR NON-BARGAINING UNIT EMPLOYEES AND  
COUNTY OFFICERS ..... 18

    (A) Retirement 18

    (B) Group Insurance and Flex Dollars..... 18

XXIII. LIVING WAGE - SECTION 2-8.9 OF THE CODE OF MIAMI-DADE COUNTY ..... 19

XXIV. FEDERAL AND STATE MINIMUM WAGE ..... 19

XXV. U.S. DEPARTMENT OF LABOR – FAIR LABOR STANDARDS ACT (FLSA)..... 19

XXVI. STIPEND/FLAT OR HOURLY RATE CLASSIFICATIONS..... 19

XXVII. COMPONENTS OF PAY..... 20

    (A) Components of Pay in Alphabetical Order ..... 21

XXVIII. PAY ADJUSTMENTS (ONE TIME, NON-RECURRING) ..... 85

XXIX. APPENDICES..... 86

    APPENDIX A (Professional Engineer Certificate – PECERT) ..... 86

    APPENDIX B (Property Appraiser Certificate of Florida Evaluators – FLEVAL, FLAPPR, PAEVAL).. 87

    APPENDIX C (Certified Public Accountant – CPA)..... 88

    APPENDIX D (Certified Employee Benefit Specialist - INACTIVE & Certified Compensation Professional – INACTIVE) ..... 89

    APPENDIX E (Certified Tax Collection – ATXCLR)..... 90

    APPENDIX F (Certified Purchasing & Contract Professional – PRCHCT) ..... 91

    APPENDIX G (Corrections Department Trades – CRTRD) ..... 92

    APPENDIX H (Correctional Officer Maintenance Supervisor – COMNSP) ..... 93

    APPENDIX I (Hazardous Duty – HZRDWS) ..... 94

    APPENDIX J (Hazardous Duty Pay – HZD2WS)..... 95

    APPENDIX K (Airfield Proficiency Allowance – AIRFLD)..... 97

    APPENDIX L (Code Enforcement FACE - CEL)..... 99

XXX. PAY GRADE RANGES ..... 100

    (Table 1A) Mayoral Pay Grade Ranges – (00-18) Applies to Bargaining Units E, G, K, M, and P – Includes 3% COLA applied in October 2022 per CBA. .... 100

    (Table 2A) Mayoral Pay Grade Ranges – (00-18) Applies to Non-Bargaining Unit L— Includes 3% COLA applied in October 2022. .... 101

    (Table 3A) – Executive Salary Ranges — Includes 3% COLA applied in October 2022..... 101

    (Table 1B) Non-Mayoral Pay Grade Ranges – (20-37) Applies to Bargaining Units — Includes 3% COLA applied in October 2022 per CBA. .... 102

    (Table 2B) Non-Mayoral Pay Grade Ranges – (20-37) Applies to Non-Bargaining Unit L— Includes 3% COLA applied in October 2022. .... 103

    (Table 2C) Non-Mayoral Pay Grade Ranges – (20-37) Applies to Non-Bargaining Unit L— Includes 3% COLA applied in October 2021 and does not include 1% COLA applied in April 2020..... 104

    C) Sworn Pay Grade Ranges – (77-81) Applies to Non-Bargaining Unit L – Includes 3% COLA applied in October 2022..... 105



(Table 1D)- Clerical Salary Ranges –(A series) Applies to Bargaining Units G, K, and M — Includes 3% COLA applied in October 2022 per CBA. ....	106
(Table 2D)- Clerical Salary Ranges – (A series) Applies to Non-Bargaining Unit L– Includes 3% COLA applied in October 2022. ....	107
1E) - Clerical Salary Ranges – (D series) – Includes 3% COLA applied in October 2022. ....	108
2E) - Clerical Salary Ranges – (D series) – Does not include 3% COLA applied in October 2022. ....	108
(1F) Other Salary Ranges – (B series) – Includes 3% COLA applied in October 2022. ....	108
(2F) Other Salary Ranges – (B series) – Does not include 3% COLA applied in October 2022. ...	109
(Table 1G)- Property Appraiser/ Office of Inspector General/County Attorney Ranges – (P series) – Applies to Bargaining Units E and P — Includes 3% COLA applied in October 2022 per CBA.....	109
(Table 2G)- Property Appraiser/ Office of Inspector General/County Attorney Ranges – (P series) – Applies to Non-Bargaining Unit L – Includes 3% COLA applied in October 2022. ....	110
(Table 3G)- Property Appraiser/ Office of Inspector General/County Attorney Ranges – (P series) – Applies to Non-Bargaining Unit L – Does not include 3% COLA applied in October 2022. ....	111
H) Medical Examiner Pay Grade Ranges – (M series) Applies to Non-Bargaining Unit L – Includes 3% COLA applied in October 2022. ....	111
(Table 1I) – Information Technology Salary Ranges – (I series) – Applies to Bargaining Units— Includes 3% COLA applied in October 2022 per CBA. ....	112
(Table 2I) – Information Technology Salary Ranges (I series) Applies to Non-Bargaining Units L – Includes 3% COLA applied in October 2022. ....	113
XXXI. PAY PLAN GUIDE.....	114
Pay Plan Guide for Employees Hired Prior To November 1, 1991 .....	114
Pay Plan Guide for Employees Hired On or After November 1, 1991, Unless Otherwise Specified In a Collective Bargaining Agreement .....	114
Pay Plan Guide for Employees Covered Under the TWU Collective Bargaining Agreement .....	115
Employees Hired Prior To October 14, 1986 .....	115
Employees Hired On or After October 14, 1986 - October 12, 1992 .....	115
Employees Hired On or After October 13, 1992 .....	115
DTPW Revenue Collectors (8042) Hired Prior to October 13, 1992.....	115
DTPW Revenue Collectors (8042) Hired On or After October 13, 1992.....	116
XXXII. TRAINEE RATE FOR TWU BARGAINING UNIT EMPLOYEES HIRED ON OR AFTER OCTOBER 13, 1992	116
XXXIII. BIWEEKLY PAY PERIODS & COUNTY HOLIDAYS 2022 MEMORANDUM .....	117
XXXIV. BIWEEKLY PAY PERIODS & COUNTY HOLIDAYS 2023 MEMORANDUM .....	118

**THE CLASSIFIED SERVICE PORTION OF THE PAY PLAN FOR THE COUNTY SERVICE SHALL BE ADMINISTERED IN ACCORDANCE WITH THE REQUIREMENTS OF ARTICLE IV OF THE MIAMI-DADE COUNTY CODE AND CHAPTER V OF THE PERSONNEL RULES PAY PLAN PROVISIONS.**

Miami-Dade County is committed to building and sustaining an organizational climate that embraces the potential and enhances the contributions of all employees by promoting inclusion, equity, and respect. Our mission is to employ a highly qualified and diverse workforce by promoting and ensuring equal employment opportunities as well open competitive recruitment practices, providing competitive salary and benefit models, and developing the full potential of our workforce by providing training and development for career enhancement.

The Miami-Dade County, Human Resources Department (HR) is dedicated to ensuring that County employees are properly classified in their current job classification and compensated equitably and fairly in accordance with Federal, State and local policies. Below is a summary of the pay plan changes represented in the FY 2022-2023 First Edition Pay Plan:

<b>FY 2022-2023 Maintenance Summary</b>	
New Classifications	142
Abolished	17
Regraded	21
Selective Adjustment	205
Title Change	9
Salary and Title Change	22
<b>Total Changes</b>	<b>416</b>

<b>Pay Plan Summary</b>	<b>Count</b>	<b>Percent</b>
On Step	1,745	59%
On a Range	1,192	40%
Flat Rate	39	1%
<b>Total Classifications</b>	<b>2,976</b>	
Exempt	1,178	40%
Classified	1,798	60%
Union	1,729	58%
Non-Bargaining	1,247	42%

## **I. GROSS COMPENSATION**

---

All rates in the salary schedule represent base compensation. Rates for hourly employees are displayed in the biweekly schedule; however, specific hourly rates used for computation are enumerated in the Rate Table in the back of the Pay Plan. Rates do not include the cost of the value of meals, uniforms, housing, other fringe benefits, supplements, exceptions or bonuses. Official payroll computations are based on the hourly rates appearing in the Pay Plan. Payroll disbursements are made biweekly and correspond with the biweekly schedules.

## **II. WORKWEEK HOURS**

---

All pay rates are established on the basis of a forty (40) hour workweek, unless otherwise noted. Most full-time County employees are scheduled to work forty (40) hours weekly. Exact days and hours of work may vary. Hourly paid employees entitled to overtime shall receive it in accordance with applicable laws and collective bargaining agreements. Classification titles designated with a plus (+) are assigned to a "job basis" work schedule. Employees serving in these positions are required to work varying schedules as necessary to accomplish the required work. The majority of these positions will normally require a forty (40) hour workweek, but if more than forty (40) hours of work are required, overtime compensation provisions shall not apply. Non-full-time, job basis employees will be treated as hourly employees and are eligible for overtime if they work 40 hours in the workweek.

The workweek for all County personnel shall be from 12:01 a.m. Monday to 12:00 midnight the following Sunday except for some employees in the Transport Workers Union bargaining unit whose workweek shall be from 12:01 a.m. Sunday to 12:00 midnight the following Saturday. The workweek as herein defined shall be the basis for determining overtime compensation except for employees engaged in fire protection or law enforcement activities.

## **III. FURLOUGH LEAVE**

---

Furlough leave is defined as hours observed without pay.

## **IV. OVERTIME COMPENSATION**

---

Non-bargaining unit employees serving in eligible (non-job basis) classifications shall receive overtime compensation at the rate of one and one-half times their assigned hourly rate of pay.

All work authorized to be performed by full-time, non-job basis, non-bargaining unit employees in excess of eight hours work performed per day, as determined by the Department shall be considered overtime work. Except as otherwise provided in collective bargaining agreements, for the purpose of defining and computing overtime, absences from duty in pay status shall not be considered as time worked, except that:

- (a) Time off with pay for education leave shall be considered as time worked.
- (b) Time off on a County recognized holiday falling on the employee's regularly scheduled workday shall be considered as time worked. This includes a scheduled Floating Holiday or Birthday Holiday and Holiday Leave.
- (c) Administrative leave shall be considered as time worked.

The computation of overtime pay and charging of leave time will be rounded to the nearest quarter of an hour, except for those employees represented by the Transport Workers Union whose computation will be governed by the prevailing collective bargaining agreement.

Compensatory time may not be granted in lieu of overtime payment, except where provided for in collective bargaining agreements and subject to maximum accruals set by law. If compensatory time credits are permitted in lieu of cash payment, leave will accrue at the rate of one and one-half times the time worked, rounded to the nearest quarter of an hour and in accordance with applicable overtime rules.

Although certain classifications have been designated as job basis, it must be emphasized that Fair Labor Standards Act (FLSA) regulations on exemptions from overtime payment address the actual job duties of the employee and are not concerned with job titles, civil service classifications or other group identifications. This makes it difficult to generalize whether any particular class of employees is exempt from overtime without looking at individual work duties. Therefore, it is important to understand that job basis designations for County job classifications reflected within this Pay Plan do not necessarily ensure compliance with the overtime eligibility provisions of the Fair Labor Standards Act for specific positions. Departments should consult the Human Resources Department on FLSA issues of overtime eligibility for specific positions.

Unless otherwise provided in a Collective Bargaining Agreement, an employee required to work at least two hours immediately subsequent to his normal work shift, as a continuous extension of same, shall be provided with a one-half hour rest break with pay.

## **V. SPECIAL PAY PROVISION**

---

### **(A) Leadworker**

---

When recommended by the concerned departmental appointing authority and approved by the Human Resources Department, an employee may be designated as a leadworker if the following conditions exist:

A leadworker is assigned responsibility by the appointing authority to functionally supervise one or more employees who are ordinarily classified the same as the leadworker. Leadworkers perform their tasks under the direction of a supervisor of a higher level. Supervisors usually cannot be present to give constant supervision to the work because of duties and assignments which take them to other areas. Leadworkers cannot rate the performance of an employee and cannot sign off on performance evaluations.

Leadworker designations may also be authorized by the Human Resources Department for certain positions where extraordinary duties and responsibilities are required. An employee designated as a leadworker shall receive the equivalent of one (1) pay step. A leadworker pay provision does not affect the employee's pay anniversary date. Leadworker pay provisions may be assigned and removed at the sole discretion of the County. (LEAD)

It is the responsibility of each department to carefully monitor leadworker assignments and to remove the (LEAD) pay supplement once the leadworker assignment ends.

## (B) Trainee

---

An employee officially designated as a trainee by the Human Resources Department may be compensated at a salary step below the minimum rate established for the classification. The trainee rate is calculated by reducing the entry salary step by an amount equivalent to the percentage difference between pay steps of the subject classification. The specific pay rate, length of training period, and pay advancement must be approved by the Human Resources Department for each training program.

## VI. SHIFT DIFFERENTIAL

---

### (A) Night Shift (Non-Bargaining)

---

Non-bargaining unit employees, who are assigned to a work shift having the major portion of the hours scheduled after 6:00 p.m. shall receive the equivalent of two (2) pay steps. (NGT2)

A work schedule which is divided equally before and after 6:00 p.m. shall entitle an assigned employee to the equivalent of one (1) pay step. (NGT1S)

Employees assigned to work schedules which encompass 24-hour shifts are ineligible for this pay differential except where provided for in the collective bargaining agreement. Employees in the classification of Guard and Guard Supervisor are not eligible for this pay differential.

Night shift pay differential shall not be included in the payment of accrued annual, sick, holiday or compensatory leave upon separation from the County service, nor shall it be considered as part of base pay for the purpose of calculating promotions.

Employees may be assigned to an irregular night shift for one or more days in a standard workweek. Night shift pay differential will be authorized for each complete night shift worked in the workweek.

### (B) Night Shift (Bargaining Unit)

---

Refer to each respective collective bargaining agreement for eligibility and rate of payment.

## VII. SPECIAL WORK SHIFTS

---

6008	GUARD
1277	GUARD SUPERVISOR
	Night shift differential does not apply to the classifications listed above.
4101	FIREFIGHTER
4105	FIRE LIEUTENANT
4110	FIRE CAPTAIN
4111	CHIEF FIRE OFFICER
4113	FIRE DEPARTMENT HELICOPTER CO-PILOT
4114	FIRE DEPT HELICOPTER PILOT

Employees in the classifications listed above are assigned to shifts averaging 48 hours weekly. Incumbents may be assigned to non-combat duties and work a 40-hour week with no reduction in pay.

## **VIII. SERVICE PAY PREMIUMS**

---

Eligibility for Long Service Pay Premiums (Longevity Bonuses) will be determined by the Mayor for non-bargaining unit exempt and classified employees who work in departments under the Mayor's purview. The determination of whether such premiums shall be paid to employees who work in departments or offices that are not under the Mayor's purview shall be within the discretion of the appropriate appointing authority. Bargaining unit employees shall be paid in accordance with the terms and conditions of their collective bargaining agreement.

### **(A) Service In-Grade Pay (Longevity Steps)**

---

Employees may receive additional pay step increments for continuous service in the same classification. Eligibility calculations for service in-grade requirements are based on County service after October 1, 1957. Eligibility criteria is defined in Administrative Order 7-19; except as otherwise provided in collective bargaining agreements.

1. Advancement by one-half pay step (pay supplement) may be made on the employee's pay anniversary date after completion of two (2) consecutive years of service at the maximum rate of the salary range. Such advancement will be one-half pay step beyond the normal maximum rate. (HRSTP)
2. Advancement to longevity step 1 (L1) may be made after completion of five (5) consecutive years of service at the maximum rate of the salary range. Such advancement shall be one (1) pay step beyond the normal maximum rate.
3. Advancement by one-half pay step (pay supplement) may be made on the employee's pay anniversary date after completion of two (2) consecutive years of service at longevity Step 1 of the salary range. Such advancement will be one-half pay step beyond longevity Step 1. (HRSTP)
4. Advancement to longevity step 2 (L2) may be made after completion of five (5) consecutive years of service at longevity step 1 of the salary range. Such advancement shall be one (1) pay step beyond longevity step 1.
5. Advancement by one-half pay step (pay supplement) may be made on the employee's pay anniversary date after completion of two (2) consecutive years of service at longevity Step 2 of the salary range. Such advancement will be one-half pay step beyond longevity Step 2. (HRSTP)
6. Advancement to longevity step 3 (L3) may be made after completion of five (5) consecutive years of service at longevity step 2 of the salary range. Such advancement shall be one (1) pay step beyond longevity step 2.

## Longevity Bonus Award

---

The Mayor, at his/her discretion, may change or eliminate the longevity bonus award (LBA) benefits for non-bargaining unit classified and exempt employees under his purview. The determination of whether such premiums shall be paid to employees who work in departments or offices that are not under the Mayor's purview shall be within the discretion of the appropriate appointing authority.

Bargaining unit employees shall be paid in accordance with the terms and conditions of their collective bargaining agreement.

Employees with fifteen (15) or more years of full-time continuous (uninterrupted) County service may be eligible for an annual lump sum longevity bonus in accordance with the following schedule:

Years of Full-time Continuous Service	% of Base Salary
15	1.5
16	1.6
17	1.7
18	1.8
19	1.9
20	2.0
21	2.1
22	2.2
23	2.3
24	2.4
25	2.5
26	2.6
27	2.7
28	2.8
29	2.9
30	3.0
31	3.1%
32	3.2%
33	3.3%
34	3.4%
35 or more	3.5%

Employees who separate from the County service in good standing for reasons beyond their control are those who are in the Deferred Retirement Option Program and resign in accordance with program guidelines on the last day the employee is permitted to work, those who die while employed in the County service, those whose medical problems force them to take disability retirement, and those who separate as a result of layoff are eligible for a pro-rated longevity bonus based on the number of creditable pay periods

### (B) Employee Service Award Program

The Service Awards Program was established to recognize Miami-Dade County employees for continued years of loyal and dedicated service. Employees are presented with a service pin beginning on their 5th anniversary with the County and every five years thereafter. Employees with 30 years of service are also given an acrylic trophy before the Board of County Commissioners, and every 5 years thereafter. In addition, to the pin and trophy, employees in service years 30, 35, 40 and 45 receive a cash award. Eligible employees will receive the cash award, as detailed below:

Years of Continuous Dedicated Service	Milestone Award
30 Years of Service	\$125
35 Years of Service	\$250
40 Years of Service	\$375
45+ Years of Service	\$500

## **X. SALARY ADMINISTRATION**

---

The Mayor, at his/her discretion, may change or eliminate the employees' insurance contribution; restore or suspend flex dollars, premium pay, merit increases, longevity bonus award benefits; and revise the employees' merit increases for non-bargaining unit classified and exempt employees under his purview.

The determination of whether merit increases shall be paid to employees who work in departments or offices that are not under the Mayor's purview shall be within the discretion of the appropriate appointing authority.

Bargaining unit employees shall be paid in accordance with the terms and conditions of their collective bargaining agreement.

Salary increases within appropriate ranges shall be recommended on the basis of merit rather than solely on the basis of the passage of time.

For employees hired prior to November 1, 1991 with no subsequent break in County service on or after that date, Step 5 will be the entrance step and advancement to the second pay step (pay step 6) may be recommended after six (6) months of continuous, meritorious service, unless otherwise specified by Collective Bargaining Agreement (CBA). Further advancement in a pay range may be recommended after pay step six (6) is granted at one (1) year intervals up to the maximum step in a pay range.

For employees hired on or after November 1, 1991, pay step 1 will be the entrance pay step and advancement to the second pay step (pay step 2) may be recommended after six (6) months of continuous meritorious service, unless otherwise specified by CBA. Further advancement in a pay range may be recommended after pay step two (2) is granted at one (1) year intervals up to the maximum step in a pay range.

Upon approval by the Human Resources Department, non-bargaining unit employees who are exempt and occupy professional, administrative and secretarial classifications may be placed on pay step 99 in the Pay Plan. The range for these employees will be defined as minimum, pay step 1, and maximum, pay step 13.

Certain classifications in the classified service are comprised of pay grades in lieu of pay steps. Employees appointed to the entrance minimum of such a pay grades will be eligible for a merit increase after completion of 26 pay periods of continuous, satisfactory job performance. Such merit increases shall not exceed five (5%) percent, unless otherwise approved by the Mayor.

Exempt employees in secretarial classifications who are appointed to the entrance minimum of the clerical pay grades will be eligible for a merit increase after the completion of thirteen (13) pay periods on continuous, satisfactory job performance, unless otherwise specified by CBA.

The Rules and Regulations and Collective Bargaining Agreement with the Transport Workers Union Local 291 prescribe additional salary and work schedule administrative practices for employees



covered by TWU agreement. For employees hired prior to November 1, 1991, the entry level is pay step 5. Refer to the Pay Plan Guide for entry steps for employees in TWU classifications on pages 115-116.

### **Red Circle**

The Red Circle policy provides temporary salary preservation to employees who have been negatively impacted due to a job classification review, organizational review or layoff related action. This policy does not apply to disciplinary demotions. Voluntary demotions will be evaluated on a case- by-case basis. All red circle requests must be approved by the Mayor or appropriate appointing authority for employees not within the Mayor's purview

- The Red Circle policy provides for the employee's salary to be frozen, red circled, for a time period equal to one pay period for each year of continuous full-time service.
- The employee's salary will remain red circled until the conclusion of the time period or until such time that an across-the-board wage adjustment to the new classification eliminates the necessity of the red circle, whichever occurs first.
- At the conclusion of this time period, the employee's salary will be reduced to no more than the maximum pay step of the new pay range for the new position.
- The time period for the for the red circle calculation will commence at the time the employee exits his/her position to which the red circle applies.
- During the red circle period, the employee is not eligible for an across-the-board wage adjustment/cost of living increase.

## **X. INTERMEDIATE RATE HIRING POLICY**

---

Department Directors may have the authority to offer external candidates an intermediate hiring rate depending on the employee's bargaining unit. The intermediate rate offer should be based upon extraordinary circumstances such as extensive relevant experience, difficult to hire skills set, advanced credentials or certifications, or a demonstrated difficulty hiring or retaining employees in a particular field. It is the responsibility of county departments to monitor the usage of the intermediate hiring policy in order to ensure that internal pay inequities do not occur. The intermediate rate hiring policy does not apply to rehired retirees as per IO 7-44 or classifications in the following bargaining units: AFSCME Local 121 – Water & Sewer; AFSCME Local 199 – General; AFSCME Local 1542 – Aviation; and AFSCME Local 3292 – Solid Waste.

## **XI. REHIRING OF COUNTY RETIREES IMPLEMENTING– ORDER 7-44**

---

As per Implementing Order No. 7-44, applicants that have retired from County service or have separated with the county and have drawn from their FRS investment account and seek re-employment with Miami-Dade County shall be subject to the County's regular hiring process, including job applications, testing and interviews where applicable, and if hired shall start at the entry level of the salary rate. These employees may only be hired above the entry level salary level if approved by a 2/3 vote of the Board of County Commissioners.

## **XII. PROMOTIONS**

---

A promotion is the assignment of an employee to a classification having a higher maximum salary than his/her current classification. The maximum pay rate is the maximum of the pay range for classifications assigned to a pay grade range or the third longevity step (L3) for classifications assigned to a pay step range. The employee's date of hire must be considered when calculating a promotional increase. For an employee hired prior to November 1, 1991, the entry level is step 5 and for an employee hired after November 1, 1991, the entry level is step 1, unless otherwise specified by a collective bargaining agreement, such as in the case of the TWU.

A promotional increase for an employee being promoted in the exempt service is at the discretion of the corresponding department director; however, the typical promotional increase is 5% above the employee's current pay rate, or the minimum of the pay grade, whichever is greater. Salary increases greater than 5% must be approved by the Mayor or appropriate appointing authority for employees not within the Mayor's purview

An employee being promoted in the classified service is granted at least a one (1) pay step increase above the pay step within the employee's current classification, provided such increase does not surpass the maximum of the new pay range.

When an employee in a pay grade is promoted to a classification with pay steps, then the salary is determined by adding 5% to the current biweekly rate. The new pay rate must be equal to or exceed the minimum rate of the new pay step range.

An employee being promoted in the classified service, who is within three pay periods of receiving a scheduled merit increase, shall receive the merit increase prior to calculating the promotional rate of pay provided the employee's performance is satisfactory. The performance evaluation must be submitted in order for the merit increase to be considered.

The application of promotional calculation provisions which reference pending merit increases will be determined by the Mayor for non-bargaining unit exempt and classified employees, who work in departments under the Mayor's purview. The determination of the application of this promotional calculation provision to employees, who work in departments or offices that are not under the Mayor's purview, shall be within the discretion of the appropriate appointing authority. Bargaining unit employees shall be paid in accordance with the terms and conditions of their collective bargaining agreement.

### **XIII. DEMOTIONS**

---

A demotion is the assignment of an employee to a classification having a lower maximum salary than his/her current classification. The maximum rate for a classification is defined as the maximum of the pay grade range or is the third longevity step (L3) for classifications assigned to a pay step range.

A demotion of an employee in the classified service will be determined by comparing the maximum salary (as referenced above) of both the old and new classifications. If the new maximum is a decrease in salary of one step or more, the personnel action will be considered a demotion. If the decrease is less than one step, the personnel action will be considered a lateral pay action, and the employee preserves his/her classified rights to the former classification.

When an employee in the classified service is demoted as the result of a disciplinary action, the employee will be credited with time served in all the classifications that are higher than the classification to which the employee is being demoted. There will be no change in anniversary date.

When an employee is demoted to a classification with a salary range and the employee's current salary falls within that range of the new classification, the employee will be placed in the range with no change in salary. There will be no change in the anniversary date.

When an employee is demoted to a classification with a salary range and the employee's current salary exceeds the maximum of the salary range of the new classification, the employee will be placed at the maximum of the salary range. There will be no change in the anniversary date.

When an employee is demoted due to failure of probation, the employee will be returned to the pay step in the prior classification from which he/she was promoted. Time served in the higher class

will be credited toward his/her merit increase in the lower class. There will be no change in anniversary date.

When an employee is demoted as the result of layoff/pipeline assistance, ADA placement, voluntary or administrative actions and the employee's rate of pay falls between pay steps in the lower classification, the employee will be placed on the next highest step, not to exceed longevity step 3 (L3). The anniversary date will not be changed.

#### **XIV. DELEGATION OF AUTHORITY FOR PERSONNEL/COMPENSATION ITEMS**

---

Delegated to Chiefs and/or their designees for their respective portfolios:

- Recruitments of Department Directors
- Review of promotion and new hires of Division Directors from the Chief's respective portfolio
- Employee Performance Reviews for direct reports
- Merit increase request (up to five percent) for Assistant Directors and above
- Performance Based Bonuses other than executive level staff
- Special Pay Adjustments for employees other than executive level staff
- Requests for Classification Action for Assistant Directors and above
- Exemptions from the Classified Service
- Pipeline assistance requests
- Leave requests (Department Directors and Chief's immediate staff)

Delegated to the Director of the Office of Management and Budget:

- Temporary Position Overages

#### **XV. TEMPORARY JOB CLASSIFICATIONS AND SALARY RANGES**

---

The Mayor or the County Attorney may establish, assign and maintain appropriate job classifications, salary ranges, and pay supplements for classified service as well as exempt service positions as deemed operationally necessary on a temporary basis until such time as the appropriate Pay Plan Amendment is submitted to the Board of County Commissioners for adoption. These salary ranges shall be established to meet budgetary needs as determined by the Mayor or County Attorney, but in no event shall they exceed the ranges of similar existing classifications or pay grades contained in this Pay Plan.

#### **XVI. RECLASSIFICATIONS OR CLASSIFICATIONS REVIEWS**

---

A classification review is appropriate when a job classification:

- has gained significant new and/or additional duties and responsibilities;
- when recruitment for the position has not yielded suitable or qualified candidates;
- when the compensation level is not competitive with the market.

The Human Resources Office of Compensation and Job Analysis reviews all reclassification requests and makes a final determination after careful review, market studies, organization structure comparisons, and field audits as needed.

Actions resulting from Reclassifications:

- **Reclassification Granted**

Reclassifications are granted if the above criteria regarding additional duties is met. The employee is placed in a different classification with the new salary structure and is placed on probation status with a change in anniversary date.

- **Selective Adjustments**

When the classification is deemed to be non-competitive with the market or the internal organizational structure (internal equity), then the values of the steps are adjusted, and the incumbent's (step and salary) are adjusted accordingly and their status and anniversary dates remain unchanged.

- **Reclassification vs. Recruitment**

When a new classification is established, an open competitive recruitment must be initiated.

If the reclassification request is denied, and the classification is in the classified service and in a bargaining unit, the employee or department may appeal the denial to the HR Director within 14 days (10 days for AFSCME W&S Local 121) of having received notice. Employees in classifications exempt from the classified service are not entitled to appeal when a reclassification request is denied. Classification reviews are not conducted to upgrade or reward exemplary performance by any employee.

Classification Regrade for Exempt Positions:

When an exempt classification is regraded (minimum and maximum salary range adjusted), the classification is adjusted, not the incumbent. The incumbent's salary is not automatically adjusted. All requests for salary adjustments as a result of a regrade must be accompanied by a justification memo and approved by the Mayor or the Mayor's designee or appropriate appointing authority for employees not within the Mayor's purview

## **XVII. EXECUTIVE AND EXEMPT PROFESSIONAL/MANAGERIAL PAY RANGES**

---

The Mayor will establish and maintain appropriate pay grades for exempt professional/managerial and senior exempt executive employees. These employees may receive increases within the ranges indicated below on the basis of a performance review by the Mayor or the Mayor's designee. These ranges represent biweekly minimum and maximum compensation. Longevity pay step increments will not apply to these classifications.

## **XVIII. SALARY REVIEWS FOR EXEMPT NON-BARGAINING UNIT PROFESSIONAL/MANAGERIAL EMPLOYEES**

---

A Department Director may recommend a performance-based salary increase greater than 5% within an employee's merit review year. Increases greater than 5% must be approved by the Mayor or the Mayor's designee.

The determination of whether merit increases shall be paid to employees, who work in departments or offices that are not under the Mayor's purview, shall be within the discretion of the appropriate appointing authority. Employees who work in departments that are not under the Mayor's purview shall be paid in accordance with the authority of that elected official or executive officer.

The Mayor, at his/her discretion, may change or eliminate merit increases for non-bargaining unit classified and exempt employees under his/her purview.

**XIX. PERFORMANCE-BASED BONUS FOR NON-BARGAINING UNIT EMPLOYEES**

---

Non-bargaining unit employees may be eligible for a one-time, non-recurring performance-based bonus. These bonuses do not change employees' base pay or anniversary date. Such bonus payments must be authorized by the Mayor, the Mayor's designee or the County Attorney.

**XX. EXECUTIVE BENEFIT PROGRAM**

---

Executive benefits may be provided to incumbents occupying positions deemed eligible by the Commissioners, County Attorney, Mayor and other elected officials, to participate in the County's Executive Benefit Program. Executive benefits, for employees who are not under the Mayor's purview, may be provided to eligible employees at the discretion of the appropriate appointing authority.

Benefit Description	Annual Amount			
	E1	E2	E3*	C1**
Executive Benefit Allowance	\$10,000	\$8,500	\$7,500	\$18,000
Car Allowance	\$6,500	\$5,200	\$1,950	\$10,500
401A Contribution	\$1,500	\$0	\$0	\$61,000
Expense Allowance	\$0	\$0	\$0	\$43,000
Total Value of Benefits	\$18,000	\$13,700	\$9,450	\$132,500
*EA: Employees who may be eligible for Group 3 benefits, but who are designated to receive a benefits allowance less than \$7,500.				
*EH: Employees who may be eligible for Group 3 benefits, but who receive a car allowance only. They do not receive a benefits allowance.				
**C1: Benefit plan designated for Miami-Dade County Commissioners. 401A contribution amount shall be reduced if required by law.				

The Mayor or County Attorney may review this program periodically and implement any changes that are deemed appropriate to further the purpose of the program.

## **XXI. EXEMPT CLASSIFICATIONS**

---

Certain classifications have been designated as exempt from the classified service as set forth in Section 2-41 of the Code of Miami-Dade County, Florida.

## **XXII. WAGE ADJUSTMENTS & OTHER BENEFITS FOR NON-BARGAINING UNIT EMPLOYEES AND COUNTY OFFICERS**

---

The following compensation and benefit changes for all non-bargaining unit exempt and classified employees who work in departments under the Mayor's purview shall be implemented.

In alignment with the wage increases approved for all collective bargaining unions, the Proposed Budget also includes the following for all non-bargaining unit employees under the Mayor's purview: a three percent (3%) Cost of Living Adjustment (COLA) effective the first pay period in October 2022.

The determination of whether these changes shall be applied to employees who work in departments or offices that are not under the Mayor's purview shall be within the discretion of the appropriate appointing authority.

### **(A) Retirement**

---

In accordance with Florida Statute 121.055, those employees who occupy exempt executive level County positions, who are in the classifications of Chief (formerly Deputy Mayor), Department Director, Deputy Department Director, and Assistant Department Director System are hereby designated to be in the Senior Management Service Class of the Florida Retirement System.

### **(B) Group Insurance and Flex Dollars**

---

The Mayor, at his/her discretion, may restore or suspend flex dollar benefits for non-bargaining unit, classified and exempt employees under his purview. The determination of whether such premiums shall be paid to employees who work in departments or offices that are not under the Mayor's purview shall be within the discretion of the appropriate appointing authority.

The County will provide \$1,000 annually or \$38.46 biweekly in Flex Dollars to all County employees eligible for group health insurance.

Employees enrolled in the AvMed High Option HMO, AvMed Select Network HMO, Jackson First Medical Plans or equivalent Advantage Plans will receive an additional \$5 biweekly for total Flex dollars of \$43.46 biweekly.

Employees enrolled in the County's Point of Service (POS) Medical Plan or equivalent Advantage Plans shall be required to contribute to the cost of single coverage.

### **XXIII. LIVING WAGE - SECTION 2-8.9 OF THE CODE OF MIAMI-DADE COUNTY**

---

On May 11, 1999, the Board of County Commissioners passed and adopted the Living Wage Ordinance. This establishes a Living Wage requirement for personnel hired pursuant to County service contracts and for County employees. The Living Wage to be paid by the County to its employees is not subject to the annual indexing and instead is subject to negotiation within the collective bargaining structure. For the purpose of administering the Living Wage, certain classifications will not be considered eligible. These classifications include those that only receive stipends; those whose funding is prescribed by grants; and those that solely provide on-the-job work experience (interns).

Living wage for County contracts:

- \$15.03 per hour with qualifying health benefits valued at least \$3.70 per hour, otherwise \$18.73 per hour.

### **XXIV. FEDERAL AND STATE MINIMUM WAGE**

---

- Federal Minimum Wage: \$7.25 per hour – Effective July 24, 2009
- State Minimum Wage: \$10.00 per hour – Effective September 30, 2021\*

\*Effective September 30, 2022, Florida's minimum wage will increase from \$10.00 per hour to \$11.00 per hour

The Human Resources Department is authorized to affect the necessary adjustments in compensation to ensure compliance with both the Federal Minimum Wage Law and the State Minimum Wage by paying whichever is greater.

### **XXV. U.S. DEPARTMENT OF LABOR – FAIR LABOR STANDARDS ACT (FLSA)**

---

The Human Resources Department will carefully monitor any changes to FLSA guidelines and advise departments.

### **XXVI. STIPEND/FLAT OR HOURLY RATE CLASSIFICATIONS**

---

The following classifications are paid via a stipend or flat rate:

OCC CODE	TITLE	RATE KIND	MIN SALARY	MAX SALARY
003094	CA&HSD DOCTORAL INTERN	F	\$9.86	\$9.86
003241	FARM WORKER TRAINEE 1	F	\$3.00	\$3.00
003771	FOSTER GRANDPARENT	F	\$3.00	\$3.00
003772	SENIOR COMPANION	F	\$3.00	\$3.00
003758	SERVICE CORPS WORKER	R	\$5.17	\$11.00
009002	TITLE V ENROLLEE	F	\$7.93	\$7.93
009695	SUMMER YOUTH INTERN	R	\$10.00	\$10.00

## **XXVII. COMPONENTS OF PAY**

---

The Mayor, at his/her discretion, may change or eliminate any pay supplement designated for non-bargaining unit classified and exempt employees under his/her purview.

Special allowances are provided for employees as described in Section A (Page 21) after approval by the Department Director and the Human Resources Department or as otherwise designated. It is the responsibility of the concerned department to monitor employees' eligibility for salary supplements. Unless otherwise specified by the terms of a Collective Bargaining Agreement, employees will become eligible for salary supplements effective the beginning of the next pay period following the receipt of all required documentation by the Human Resources Department.

Eligible employees in a classification assigned to a pay grade or non-step salary range may receive a pay supplement. Pay Supplements are additional components of pay which are added to an employee's base pay. The types of pay supplements may be in the form of a step-based increase, percent or flat biweekly dollar amount. The calculation of base pay plus supplements is defined as the employee's Adjusted Rate. The adjusted hourly rate is the rate used to pay all regular and overtime hours.



(A) Components of Pay in Alphabetical Order

TITLE	DESCRIPTION	TYPE OF SUPPLEMENT	CODE INFORMS	AFSCME 121 Water & Sewer	AFSCME 1542 Aviation	AFSCME 3292 Solid Waste	AFSCME 199 General	GSAF Professional	GSAF Supervisors	IAFF	PBA Rank & File	PBA Supervisors	Transport Workers Union	Non-Bargaining
<b>Acting Rank Police</b>	Any employee who is officially designated by the appropriate departmental authority to act in a rank higher than his permanent rank and actually performs said duties shall receive a one-step increase provided the tenure of service in the acting rank is a minimum of one (1) normal workday.	1 Step	ACTRK (15)								X			
<b>Air Rescue Fire</b>	Fire personnel assigned full-time duties on "Air Rescue" units will receive the equivalent of one (1) pay step. Employees, who are otherwise eligible but are at maximum or longevity steps, will receive 5% above their regular rate.	1 Step	AIRRS (0N)							X				
<b>Air Truck Fire</b>	Fire personnel assigned full-time duties on "air truck" units will receive the equivalent of one (1) pay step. Employees, who are otherwise eligible but are at maximum or longevity steps, will receive 5% above their regular rate.	1 Step	AIRTRK (0K)							X				
<b>Aircraft Operators</b>	Police Officers, Police Sergeants, and Police Lieutenants regularly assigned to and actually operate aircraft, possessing an appropriate license who are not classified as Aircraft Operators shall receive three (3) pay steps.	3 Step	PLNAOP (63)								X	X		

TITLE	DESCRIPTION	TYPE OF SUPPLEMENT	CODE INFORMS	AFSCME 121 Water & Sewer	AFSCME 1542 Aviation	AFSCME 3292 Solid Waste	AFSCME 199 General	GSAF Professional	GSAF Supervisors	IAFF	PBA Rank & File	PBA Supervisors	Transport Workers Union	Non-Bargaining
<b>Aircraft Tech FAA Airframe Cert</b>	Employees in the Aircraft Technician classification and Aircraft Technician Supervisor classifications, who possess and maintain current an FAA Airframe Certificate, will receive the equivalent of one (1) pay step.	1 Step	ATAFC (1L)				X		X					
<b>Aircraft Tech Power Plant Cert</b>	Employees in the Aircraft Technician classification and Aircraft Technician Supervisor classifications, who possess and maintain current a Power Plant Mechanic Certificate, will receive the equivalent of one (1) pay step.	1 Step	ATPPC (1K)				X		X					
<b>Airfield Proficiency Allowance</b>	Full-time Aviation Department maintenance employees, who have completed 13 pay periods in classifications listed in Appendix K, are eligible to receive an Airfield Operating Area Proficiency Allowance equivalent to two (2) pay steps.	2 Step	AIRFLD (23)		X			X	X					
<b>Airport Attendant Auxiliary Airport</b>	Aviation Department employees in the classification of Airport Attendant, who are assigned by the Department to an auxiliary airport, may be eligible to receive the equivalent of one (1) pay step. This pay allowance replaces the leadworker supplement previously received by these employees. In no event shall an employee be eligible for both pay supplements.	1 Step	INACTIVE (0Y)		X									
<b>Airport Certified Fire Rescue &amp; Fire Department Certified</b>	Firefighting personnel, who are Certified Fire Rescue and Miami-Dade Fire Rescue Department certified and assigned to Airport units, shall receive 5%.	Percent	AIRPY (85)							X				

TITLE	DESCRIPTION	TYPE OF SUPPLEMENT	CODE INFORMS	AFSCME 121 Water & Sewer	AFSCME 1542 Aviation	AFSCME 3292 Solid Waste	AFSCME 199 General	GSAF Professional	GSAF Supervisors	IAFF	PBA Rank & File	PBA Supervisors	Transport Workers Union	Non-Bargaining
<b>Animal Services Department</b>	Full time bargaining unit employees in the Animal Services Department in the classifications of ASD Animal Care Specialist, Animal Care Specialist Coordinator, Animal Services Rescue Coordinator, ASD Customer Service Clerk, ASD Customer Service Supervisor 1, ASD Shelter Clerk (Receiving Clerk), Manager ASD Shelter Program, ASD Facilities Manager, Veterinarian Technician, ASD Adoption Clerk, ASD Transport Operator, ASD Transport Specialist, ASD Enrichment Specialist, Veterinary Assistant, ASD Disposal Technician, and Maintenance Mechanic, shall receive a five percent (5%) pay supplement.	Percent	ANMLSD (AS)				X		X					
<b>Appraiser or Assessment Evaluator</b>	Employees in the Office of the Property Appraiser in the classifications listed in Appendix B who possess a current certification in good standing from the American Society of Appraisers (ASA-Urban or ASA-Real Estate), or the American Institute of Real Estate Appraisers (M.A.I.), or the Society of Real Estate Appraisers (SRPA), or the International Association of Assessing Officers (CAE), shall receive two (2) pay steps. Employees are eligible up to the maximum number of pay supplements delineated in appendix B of the Pay Plan. §.	2 Step	AAEVAL (22§)				X		X					X

TITLE	DESCRIPTION	TYPE OF SUPPLEMENT	CODE INFORMS	AFSCME 121 Water & Sewer	AFSCME 1542 Aviation	AFSCME 3292 Solid Waste	AFSCME 199 General	GSAF Professional	GSAF Supervisors	IAFF	PBA Rank & File	PBA Supervisors	Transport Workers Union	Non-Bargaining
<b>Arsons Unit Investigators</b>	Employees with permanent status in the classifications of Police Officer and Police Sergeant who are assigned full-time as Investigators in the Miami-Dade Police Department's Arsons Unit and who meet all protocols established and maintained by the Department will be eligible to receive a one (1) pay step supplement.	1 Step	ARUNT (1R)								X			
<b>ASE 1 Master Truck Equipment Tech.</b>	Employees who are performing automotive mechanic related duties and their direct supervisors who attain and maintain current the Master Truck Equipment Technician Automotive Service Excellence (ASE) certification may be eligible to receive \$1,000 per year to be paid in biweekly installments of \$38.46.	Flat Rate	MSTREQ (5I)	X		X		X						
<b>ASE 2 Automotive</b>	Employees who are performing automotive mechanic related duties and their direct supervisors, who attain and maintain current a minimum of eight (8) Automotive Service Excellence (ASE) certifications in the Automotive specialty or become an ASE certified Master Automobile Technician may be eligible to receive \$2,000 per year to be paid in biweekly installments of \$76.92. Payment for the aforementioned incorporates payment for ASE Supplement 5H.	Flat Rate	ASE8CT (5J)	X	X		X		X					

TITLE	DESCRIPTION	TYPE OF SUPPLEMENT	CODE INFORMS	AFSCME 121 Water & Sewer	AFSCME 1542 Aviation	AFSCME 3292 Solid Waste	AFSCME 199 General	GSAF Professional	GSAF Supervisors	IAFF	PBA Rank & File	PBA Supervisors	Transport Workers Union	Non-Bargaining
<b>ASE Automotive Certifications (4)</b>	Employees who are performing automotive mechanic related duties and their direct supervisors, who attain and maintain current a minimum of four (4) valid Automotive Service Excellence (ASE) certifications in the automotive specialty may be eligible to receive \$1,000 per year to be paid in biweekly installments of \$38.46. Payment will be made following the fourth (4 <sup>th</sup> ) ASE obtained.	Flat Rate	ASE4AT (5H)	X	X		X		X					
<b>ASE Certifications Heavy Truck (4)</b>	Employees who are performing automotive mechanic related duties and their direct supervisors, who attain and maintain current a minimum of four (4) valid Automotive Service Excellence (ASE) certifications in the heavy truck specialty, may be eligible to receive \$1,000 per year to be paid in biweekly installments of \$38.46. Payment will be made following the fourth (4 <sup>th</sup> ) ASE obtained.	Flat Rate	ASE4HT (5P)				X		X				X	
<b>ASE Collision Repair &amp; Refinish (3)</b>	Full-time Bus Body Technicians, their direct supervisors, and DTPW Operation/Maintenance Instructors, who attain and maintain current three (3) valid Automotive Service Excellence (ASE) certifications in the Collision Repair and Refinish "B-series" specialty may be eligible to receive \$1,000 per year to be paid in biweekly installments of \$38.46. Payment will be made following the third (3 <sup>rd</sup> ) valid ASE certificate obtained.	Flat Rate	INACTIVE (5T)						X				X	

TITLE	DESCRIPTION	TYPE OF SUPPLEMENT	CODE INFORMS	AFSCME 121 Water & Sewer	AFSCME 1542 Aviation	AFSCME 3292 Solid Waste	AFSCME 199 General	GSAF Professional	GSAF Supervisors	IAFF	PBA Rank & File	PBA Supervisors	Transport Workers Union	Non-Bargaining
<b>ASE Collision Repair &amp; Refinish (4)</b>	Full-time Bus Body Technicians, their direct supervisors, and DTPW Operation/Maintenance Instructors who attain and maintain current four (4) valid Automotive Service Excellence (ASE) certifications in the Collision Repair and Refinish "B-series" specialty may be eligible to receive \$2,000 per year to be paid in biweekly installments of \$76.92. Payment for the aforementioned incorporates payment for the ASE Pay Supplement, Collision Repair and Refinish, 3 Certifications.	Flat Rate	ASE4 (5S)						X			X		
<b>ASE Heavy Truck Certifications (7)</b>	Employees who are performing automotive mechanic related duties and their direct supervisors, who attain and maintain current a minimum of seven (7) Automotive Service Excellence (ASE) certifications in the Heavy Truck specialty or become an ASE Certified Master Heavy Truck Technician may be eligible to receive \$2,000 per year to be paid in biweekly installments of \$76.92. Payment for the aforementioned incorporates payment for ASE Supplement 5P.	Flat Rate	ASE7HT (5K)	X		X		X				X	X	
<b>Assistant Training Officer</b>	Correctional Officers, Corporal and Sergeants designated as Assistant Training Officers will receive the equivalent of one (1) pay step.	1 Step	TRNOFC (03)							X				

TITLE	DESCRIPTION	TYPE OF SUPPLEMENT	CODE INFORMS	AFSCME 121 Water & Sewer	AFSCME 1542 Aviation	AFSCME 3292 Solid Waste	AFSCME 199 General	GSAF Professional	GSAF Supervisors	IAFF	PBA Rank & File	PBA Supervisors	Transport Workers Union	Non-Bargaining
<b>Associate in Risk Management Certification</b>	Employees in the Risk Management Casualty and Property Insurance Manager and Risk Management Specialist classifications, who possess and maintain the Associate in Risk Management (ARM) certification, may be eligible to receive a pay supplement equivalent to one (1) pay step.	1 Step	INACTIVE (1V)					X						X
<b>Automotive Trades Allowance</b>	Automotive maintenance journeymen with permanent status in classifications designated in the Collective Bargaining Agreement (For AFSCME 1542 please refer to Article 65 of the contract - employees whose pay rates are over maximum will receive a trades allowance amounting to a gross payment of \$20 biweekly.) & (For AFSCME 199 please refer to Article 45 of the contract) will receive a Trades Allowance of \$20.00 biweekly.	Flat Rate	AUTOTA (61)		X		X							
<b>Boot Camp</b>	Correctional Officers, Corporals, Sergeants and Lieutenants who are designated as Certified drill instructors and assigned by the Department to the Corrections and Rehabilitation Boot Camp will be eligible to receive a (1) pay step supplement.	1 Step	BTCMP (00)								X	X		
<b>Cadastral &amp; Sr. Cadastral Tech</b>	Employees in the Cadastral Technician, Senior Cadastral Technician classifications as well as employees in other classifications, who possess and maintain a current certification for the Cadastral Mapping Specialist (CMS) or the	1 Step	INACTIVE (1M)		X		X							

TITLE	DESCRIPTION	TYPE OF SUPPLEMENT	CODE INFORMS	AFSCME 121 Water & Sewer	AFSCME 1542 Aviation	AFSCME 3292 Solid Waste	AFSCME 199 General	GSAF Professional	GSAF Supervisors	IAFF	PBA Rank & File	PBA Supervisors	Transport Workers Union	Non-Bargaining
	Certified Cadastralist of Florida (CCF) from the International Association of Assessing Officers (IAAO), may be eligible to receive the equivalent of one (1) pay step.													
<b>Career Development</b>	Law enforcement personnel, who meet the requirements as defined in Section 943.22 (1) (b), Florida Statutes, employed prior to June 30, 1972, shall receive \$9.23 biweekly for each 80 hours training unit successfully completed under the Police Standards Council certified and established Career Development Programs.	Flat Rate	CRDV1 (50) CRDV6 (51) CRDV2 (55) CRDV3 (56) CRDV4 (57) CRDV5 (58) INACTIVE (59) CRDVMX (4M) INACTIVE (5A) CDEVMX (60)								X	X		
<b>Certification of Florida Evaluators</b>	Employees in the Office of the Property Appraiser in the classifications listed in Appendix B who possess a current certification in good standing from the American Institute of Real Estate Appraisers (RM), or the Society of Real Estate Appraisers (SRA), or the American Society of Appraisers (ASA – Ad Valorem, ASA – Residential), or the International Association of Assessing Officers (PPS or RES) shall receive one (1) pay step. Employees are eligible up to the maximum number of pay supplements delineated in appendix B of the Pay Plan.§.	1 Step	FLEVAL (08§)				X		X					X



TITLE	DESCRIPTION	TYPE OF SUPPLEMENT	CODE INFORMS	AFSCME 121 Water & Sewer	AFSCME 1542 Aviation	AFSCME 3292 Solid Waste	AFSCME 199 General	GSAF Professional	GSAF Supervisors	IAFF	PBA Rank & File	PBA Supervisors	Transport Workers Union	Non-Bargaining
<b>Certified Addiction Professional (CBAPF)</b>	Employees in the Rehabilitative Services Supervisor, Rehabilitative Services Administrator, Clinical Psychologist 1, Clinical Psychologist 2, Clinical Psychologist 3, Psychological Specialist 1, Mental Health Assessment Specialist , Juvenile Assessment Supervisor, Juvenile Assessment Counselor and Child Development Quality Assurance Supervisor classifications, who are required by the Community Action and Human Services to authorize treatment plans in the Office of Rehabilitative Services may be eligible to receive the equivalent of one (1) pay step. Eligible employees must be licensed by the State of Florida, pursuant to Chapter 490 or 491, as a Psychologist, Clinical Social Worker, Mental Health Counselor, or Marriage and Family Therapist or must be certified by the Certification Board for Addiction Professionals of Florida as a Certified Addiction Professional.	1 Step	HSCERT (20)					X	X					X
<b>Certified Compensation Professional</b>	Employees in the classifications listed in Appendix D, who obtain and maintain current the Certified Compensation Professional certification may be eligible to receive the equivalent of one (1) pay step.	1 Step	INACTIVE (1F)					X						X
<b>Certified Employee Benefit Specialist</b>	Employees in the classifications listed in Appendix D, who obtain and maintain current the Certified Employee Benefit Specialist	1 Step	INACTIVE (17)					X						X

TITLE	DESCRIPTION	TYPE OF SUPPLEMENT	CODE INFORMS	AFSCME 121 Water & Sewer	AFSCME 1542 Aviation	AFSCME 3292 Solid Waste	AFSCME 199 General	GSAF Professional	GSAF Supervisors	IAFF	PBA Rank & File	PBA Supervisors	Transport Workers Union	Non-Bargaining
	certification may be eligible to receive the equivalent of one (1) pay step.													
<b>Certified Forensic Computer Examiners</b>	Police Officers and Police Sergeants assigned to the Forensic Computer Laboratory who are certified Forensic Computer Examiners by the International Association of Computer Investigative Specialists shall receive a one (1) pay step supplement.	1 Step	CRTFCE (ZL)								X			
<b>Certified Internal Auditor</b>	Employees in the BCC Associate Auditor, BCC Senior Auditor and the BCC Audit Manager classifications, who possess and maintain a current valid license for Certified Internal Auditor (CIA) may be eligible to receive a 5% supplemental increase. This supplement is mutually exclusive with the CPA supplement.	Percent	CIA (8Q)											X
<b>Certified Professional Secretary</b>	Employees in clerical classifications who possess current certification as a Certified Professional Secretary (CPS) may be eligible to receive the equivalent of one (1) pay step.	1 Step	CRTPSC (19)	X	X		X		X					X
<b>Certified Public Accountant</b>	Employees in accounting classifications listed in Appendix C, who obtain and maintain current a valid license from the State of Florida as a Certified Public Accountant (CPA) may be eligible to receive the equivalent of one (1) pay step.	1 Step	CPA (10)		X			X	X					X
<b>Certified Rehabilitation Counselor Certification</b>	Employees, who obtain and maintain current the Certified Rehabilitation Counselor Certification (CRCC) and who are	1 Step	INACTIVE (RC)					X	X					

TITLE	DESCRIPTION	TYPE OF SUPPLEMENT	CODE INFORMS	AFSCME 121 Water & Sewer	AFSCME 1542 Aviation	AFSCME 3292 Solid Waste	AFSCME 199 General	GSAF Professional	GSAF Supervisors	IAFF	PBA Rank & File	PBA Supervisors	Transport Workers Union	Non-Bargaining
	assigned to work with disabled individuals or with disability issues may be eligible to receive the equivalent of one (1) pay step. Employees will not be eligible for multiple Certified Rehabilitation Counselor Certification supplements.													
<b>Chief Fire Officers - COMM Division</b>	Chief Fire Officers who are assigned full time duties in the Communications Division shall be paid at a rate one (1) step above their regular rate of pay, except employees at the maximum step of the pay range shall receive 5% above their regular rate.	1 Step	CHFRA (ZN)							X				
<b>CNG-Fuel System Inspector</b>	DTPW Operations/Maintenance Instructors, DTPW Mechanic Shop Supervisors, DTPW Operations/Maintenance Training Supervisors, and DTPW Field Test Engineer who become CNG Fuel System Inspectors will be eligible to receive a one (1) pay step increase.	1 Step	CNGISP (FI)					X	X					
<b>Code Enforcement (FACE)</b>	Full time bargaining unit employees in the Department of Regulatory and Economic Resources listed in Appendix L are eligible for pay supplement(s) based on various levels of certification with the Florida Association of Code Enforcement ("FACE") and the requirements in Appendix L.	Percent	CEL1 (CO) CEL2 (C2) CEL3 (C3) CEL4 (C7)				X							
<b>Code Compliance Division Inspectors</b>	Full time bargaining unit employees in the Department of Regulatory and Economic Resources in the classifications of roofing inspector,	Percent	CDIVINV (CD)				X							

TITLE	DESCRIPTION	TYPE OF SUPPLEMENT	CODE INFORMS	AFSCME 121 Water & Sewer	AFSCME 1542 Aviation	AFSCME 3292 Solid Waste	AFSCME 199 General	GSAF Professional	GSAF Supervisors	IAFF	PBA Rank & File	PBA Supervisors	Transport Workers Union	Non-Bargaining
	plumbing inspector, mechanical inspector, electrical inspector and building inspector while assigned in the Code Compliance Division shall receive a ten (10%) percent supplement for building trade code enforcement.													
<b>Compressed Natural Gas (CNG) Certification</b>	Bus Maintenance Technicians and Body Shop Technicians who obtain their CNG certificates shall receive a five percent (5%) pay supplement	Percent	CNGASC (CN)										X	
<b>Competency Milestone</b>	Employees in classifications (Dispatcher/Supervisors, Complaint Officers/Supervisors and Communication Coordinators) may be eligible to receive a 15% competency pay supplement. <b>Effective April 1, 2023 increase to 16%.</b>	Percent	8S							X	X			
<b>Contaminated Areas</b>	Internal Services Department employees in the classifications of Plumber, Carpenter, Electrician, and Refrigeration AC Mechanic shall receive a \$50 biweekly supplement while performing duties in highly contaminated areas.	Flat Rate	CONTAR (CA)				X							
<b>Corrections Technician IRB/CSB</b>	Full time bargaining unit employees in the Miami-Dade Corrections and Rehabilitation Department in the classification of Correction Technician (CT) assigned to Intake Release Bureau (IRB) and the Court Services Bureau (CSB), shall receive one (1) pay step supplement.	1 Step	COMP2 (CT)				X							

TITLE	DESCRIPTION	TYPE OF SUPPLEMENT	CODE INFORMS	AFSCME 121 Water & Sewer	AFSCME 1542 Aviation	AFSCME 3292 Solid Waste	AFSCME 199 General	GSAF Professional	GSAF Supervisors	IAFF	PBA Rank & File	PBA Supervisors	Transport Workers Union	Non-Bargaining
<b>Correction Trade</b>	Corrections and Rehabilitation Department employees in trade classifications listed in Appendix G, who are designated by the Department to work in the jail facilities, may be eligible to receive the equivalent of two (2) pay steps.	2 Step	CRTRD (Z2)				X							
<b>Correctional LT, Police Captain</b>	Police Captains and Correctional Lieutenants assigned to normal and regular supervisory duties, shall receive \$150.00 biweekly.	Flat Rate	PSSUPP (46)									X		
<b>Correctional Maintenance Supervisor</b>	Corrections and Rehabilitation Department employees in trade supervisory classifications listed in Appendix H, who are designated by the Department to work in the jail facilities, may be eligible to receive the equivalent of two (2) pay steps.	2 Step	COMNSP (Z3)						X					
<b>Correctional Officer as Recreational Officer</b>	Correctional Officers and Correctional Corporals who are designated by the Department to function as Recreation Officers or Counselor/Case Managers, may be eligible to receive the equivalent of one (1) pay step increase.	1 Step	CRREC (Z1)								X			
<b>Courtroom Clerk 1 - Unified Family Court</b>	Clerk of Court's employees in the classification of Courtroom Clerk 1, who are assigned courtroom duties involving Unified Family Court Cases, in addition to performing assigned duties of a Courtroom Clerk 1 in the Family Division, may be eligible to receive the equivalent of one (1) pay step.	1 Step	CRTFAM (1P)				X							

TITLE	DESCRIPTION	TYPE OF SUPPLEMENT	CODE INFORMS	AFSCME 121 Water & Sewer	AFSCME 1542 Aviation	AFSCME 3292 Solid Waste	AFSCME 199 General	GSAF Professional	GSAF Supervisors	IAFF	PBA Rank & File	PBA Supervisors	Transport Workers Union	Non-Bargaining
<b>Courtroom Clerk 1</b>	Clerk of Courts employees in the classification of Courtroom Clerk 1, Court Records Supervisor 2 and Court Records Supervisor 3 performing courtroom functions assigned to District Operations Division, and employees in the classifications of Tax Collection Clerk 1 and Tax Collection Clerk 2, who are assigned to the South Dade Government Center may be eligible to receive the equivalent of one (1) pay step.	1 Step	CRTDIS (OZ)				X		X					
<b>Courts - Primary Clerk</b>	Clerk of the Courts employees, who are assigned as the primary clerk to an Administrative Judge, Associate Administrative Judge or Associate Judge, may be eligible to receive the equivalent on one (1) pay step. This pay allowance replaces the leadworker supplement previously received by these employees. In no event shall an employee be eligible for both pay supplements.	1 Step	CRTPRM (OW)				X							
<b>Courts Central DV Intake Unit Family Division</b>	Employees in the Clerk of Courts Family Division, working in the classifications of Court Records Supervisor 2, Courts Records Supervisor 3, Court Records Specialist 2, and Courtroom Clerk 1 conducting DV intake interviews in the DV intake areas and assigned to District Operations Division, who are serving as supervisors over the Central DV Intake Unit Family Division, may be eligible to receive the	1 Step	CRTCNT (ZH)				X		X					

TITLE	DESCRIPTION	TYPE OF SUPPLEMENT	CODE INFORMS	AFSCME 121 Water & Sewer	AFSCME 1542 Aviation	AFSCME 3292 Solid Waste	AFSCME 199 General	GSAF Professional	GSAF Supervisors	IAFF	PBA Rank & File	PBA Supervisors	Transport Workers Union	Non-Bargaining
	equivalent of one (1) pay step.													
<b>Criminalist 1, 2 &amp; 3 - Certified</b>	Miami-Dade Police Department employees in the classifications of Criminalist 1, Criminalist 2, MDPD Criminalist Supervisor or Manager, MDPD Crime Laboratory, who obtain and maintain current certification from either the American Board of Criminalistics (ABC), the Association of Firearm and Tool Mark Examiners (AFTE) or the American Board of Forensic Document Examiners (ABFDE), will receive the equivalent of one (1) pay step.	1 Step	CRMCRT (1D)								X	X		
<b>Dispatchers Associate Degree</b>	Fire Rescue Dispatchers and Fire Rescue Dispatcher Supervisors who receive an Associate or higher degree in Emergency Management, Emergency Medical Services or Computer Science shall receive a one-step pay increase	1 Step	DISPAD (AD)							X				
<b>DTPW PTRD Enforcement Officer &amp; Roadway Lighting Inspector</b>	Full bargaining unit employees in the Department of Transportation and Public Works in the classification of PTRD Enforcement Officer and Roadway Lighting Inspector shall receive a fifty (\$50) bi-weekly pay supplement.	Percent	TPPAY (TP)				X							
<b>DTPW Traffic Control</b>	Full time bargaining unit employees in the Department of Transportation and Public Works in the classifications of DTPW Traffic signal Construction Inspector, Traffic Analyst 2, Traffic Control Systems Specialist, Traffic Maintenance Repairer, Traffic Signal	Percent	TRFCTL (TC)				X							

TITLE	DESCRIPTION	TYPE OF SUPPLEMENT	CODE INFORMS	AFSCME 121 Water & Sewer	AFSCME 1542 Aviation	AFSCME 3292 Solid Waste	AFSCME 199 General	GSAF Professional	GSAF Supervisors	IAFF	PBA Rank & File	PBA Supervisors	Transport Workers Union	Non-Bargaining
	Technician 1, and Traffic Signal Technician 2 shall receive a three (3%) pay supplement.													
<b>Educational Incentive Pay</b>	<p>Law enforcement personnel who meet the requirements defined in Sections 943.22 (1) (b), and (2) (c), Florida Statutes, with a "Bachelor's degree", will receive \$36.93 biweekly or the equivalent of one (1) pay step, whichever is greater.</p> <p>Firefighting personnel, who receive an Associate Degree or higher in Fire Science Technology, Emergency Medical Service, or Fire Administration, or any equivalent program approved in advance by the Miami-Dade Fire Rescue Department and Human Resources Department, shall receive a one (1) step pay increase.</p> <p>Employees exempt from the classified service who are currently receiving the one (1) step supplement for a Bachelor's degree and exempt employees whose classification maximum pay rate is less than the maximum pay rate for Police Captain shall receive \$36.93 biweekly or the equivalent of one (1) pay step, whichever is greater.</p>	1 Step	EDINCP (06)						X	X	X			
<b>Electronic Courtroom</b>	Clerk of Court employees in the classification of Courtroom Clerk 1, who are assigned to work in an electronic courtroom environment may be eligible to receive the equivalent of a one pay (1) step supplement increase.	1 Step	ELECRT (1C)				X							



TITLE	DESCRIPTION	TYPE OF SUPPLEMENT	CODE INFORMS	AFSCME 121 Water & Sewer	AFSCME 1542 Aviation	AFSCME 3292 Solid Waste	AFSCME 199 General	GSAF Professional	GSAF Supervisors	IAFF	PBA Rank & File	PBA Supervisors	Transport Workers Union	Non-Bargaining
<b>EMD Medical Dispatcher Certification</b>	Employees in the EMD Quality Assurance Specialist 1 and EMD Quality Assurance Specialist 2 classifications, who are certified as an Emergency Medical Dispatcher (EMD) through the National Academy of Emergency Medical Dispatch, will receive the equivalent of one (1) pay step. This pay supplement will replace the leadworker designation previously received by these employees.	1 Step	FRDISP (98)					X	X					
<b>Emergency Vehicle Technician Level 1</b>	Employees who service and maintain fire apparatus and their direct supervisors, who attain and maintain current a Level 1 Emergency Vehicle Technician (EVT) Fire or Ambulance certification may be eligible to receive \$500 per year to be paid in biweekly Installments of \$19.23.	Flat Rate	L1EMR (5L)		X		X		X					
<b>Emergency Vehicle Technician Level 2</b>	Employees assigned to the Fire Department, who service and maintain fire apparatus and their direct supervisors, who attain and maintain current a Level 2 Emergency Vehicle Technician (EVT) Fire or Ambulance certification may be eligible to receive \$1,000 per year to be paid in biweekly installments of \$38.46. Payment for the aforementioned incorporates payment for EVT Pay Supplement 5L.	Flat Rate	L2EMR (5M)				X		X					

TITLE	DESCRIPTION	TYPE OF SUPPLEMENT	CODE INFORMS	AFSCME 121 Water & Sewer	AFSCME 1542 Aviation	AFSCME 3292 Solid Waste	AFSCME 199 General	GSAF Professional	GSAF Supervisors	IAFF	PBA Rank & File	PBA Supervisors	Transport Workers Union	Non-Bargaining
<b>Emergency Vehicle Technician Level 3</b>	Employees assigned to the Fire Department, who service and maintain fire apparatus and their direct supervisors who attain and maintain current a Master Level III Emergency Vehicle Technician (EVT) Fire or Ambulance certification may be eligible to receive \$1,500 per year to be paid in biweekly installments of \$57.69. Payment for the aforementioned incorporates payment for EVT Pay Supplement 5L and 5M.	Flat Rate	L3EMR (5N)				X		X					
<b>EMS Personnel-Fire</b>	Bargaining unit employees assigned full-time by the Department to the Emergency Medical Services (E.M.S.) Division and/or the Health and Safety Divisions shall receive 5% pay supplement above their regular rate of pay.	Percent	ERMED (87)							X				
<b>EMTs or Paramedics (Non-Protocol Certification)</b>	Firefighting personnel, who are State Certified Emergency Medical Technicians or State Certified Paramedics who do not have Department Paramedic Protocol Certification, shall be paid at a rate of 19.% above their regular rate of pay.	Percent	EMTNC (NC)							X				
<b>Enforcement Officer (Solid Waste)</b>	Full time bargaining unit employees in the Solid Waste Management Department in the classifications of Waste Enforcement Officer 1, Waste Enforcement Officer 2 shall receive a three percent (3%) pay supplement.	Percent	WSTENF (EO)				X		X					
<b>Explosive Materials</b>	Law enforcement personnel assigned full-time to a bomb detection unit whose actual duties include locating and/or	2 Step	EXPMAT (47)								X	X		

TITLE	DESCRIPTION	TYPE OF SUPPLEMENT	CODE INFORMS	AFSCME 121 Water & Sewer	AFSCME 1542 Aviation	AFSCME 3292 Solid Waste	AFSCME 199 General	GSAF Professional	GSAF Supervisors	IAFF	PBA Rank & File	PBA Supervisors	Transport Workers Union	Non-Bargaining
	removing of explosive materials shall receive two (2) pay steps.. Assigned canine handlers who possess a certification for explosive detection are eligible.													
<b>FDLE Certification</b>	Law enforcement personnel in the classifications of Police Officer, Police Sergeant, Police Lieutenant, Police Captain, Correctional Officer, Correctional Corporal, Correctional Sergeant, , and Correctional Lieutenant who possess and maintain certification by the State of Florida Department of Law Enforcement (FDLE) Criminal Justice Training Commission will be eligible for a 5.5% pay supplement.	Percent	FDLE (Z9)								X	X		
<b>FDLE Training Certification</b>	Police Officers, Police Sergeants, Correctional Officers, Correctional Corporals , Correctional Sergeants, and Correctional Lieutenants assigned to the Training Bureau who attain and maintain certification by the Florida Department of Law Enforcement's Criminal Justice Standards and Training Commission by completing the requirements of the Instructor Technique Workshop or Curriculum Maintenance System course shall receive a one (1) pay step supplement.	1 Step	FDLECT (ZK)								X	X		
<b>Field Training Coordinators</b>	Police Lieutenants and Correctional Lieutenants, who are designated to function as Field Training Coordinators, and all Police Lieutenants, Police Captains, and Correctional Lieutenants	2 Step	FTCRD (ZM)									X		

TITLE	DESCRIPTION	TYPE OF SUPPLEMENT	CODE INFORMS	AFSCME 121 Water & Sewer	AFSCME 1542 Aviation	AFSCME 3292 Solid Waste	AFSCME 199 General	GSAF Professional	GSAF Supervisors	IAFF	PBA Rank & File	PBA Supervisors	Transport Workers Union	Non-Bargaining
	assigned to the Miami Dade Public Safety Institute will receive a two (2) step pay supplement.													
<b>Field Training Officer</b>	All Police Officers and Police Sergeants certified as Canine Certified Instructors and function as such will receive a one (1) step pay supplement.	2 Step	FTO (16)								X			
<b>Field Training Supervisor</b>	All Police Officers, Police Complaint Officers, Police Dispatchers and Police Communications Coordinators certified as Field Training Officers or Communication Training Officers who are assigned to the field training program will receive a two (2) step salary supplement. All Police Sergeants, Police Complaint Supervisors 1, Police Complaint Supervisors 2, Police Dispatch Supervisors 1 and Police Dispatch Supervisors 2, who are designated by the Miami-Dade Police Department to function as Field Training Supervisors or Communications Training Supervisor, will receive the equivalent of a two (2) step pay increase. This pay supplement will replace the leadworker designation previously received by these employees.	2 Step	FTSPVR (Z7)								X			

TITLE	DESCRIPTION	TYPE OF SUPPLEMENT	CODE INFORMS	AFSCME 121 Water & Sewer	AFSCME 1542 Aviation	AFSCME 3292 Solid Waste	AFSCME 199 General	GSAF Professional	GSAF Supervisors	IAFF	PBA Rank & File	PBA Supervisors	Transport Workers Union	Non-Bargaining
<b>Fingerprint - IAI Certificate</b>	Miami-Dade Police Department employees in the Fingerprint Analyst 1, Fingerprint Analyst 2, Fingerprint Supervisor, Fingerprint Superintendent and Latent Fingerprint Examiner classifications, who possess latent print certification from the International Association for Identification (IAI), will receive the equivalent of one (1) pay step. This pay supplement will replace the leadworker designation previously received by these employees.	1 Step	IAICRT (Z8)								X	X		
<b>Fire Associate Arts Degree</b>	Firefighting personnel with an approved Associate of Arts degree in accordance with Chapter 633, Florida Statutes, will receive \$23.08 biweekly.	Flat Rate	FIRAA (4A)							X				X
<b>Fire Baccalaureate Degree</b>	Firefighting personnel with a Baccalaureate or higher advanced degrees in accordance with Chapter 633, Florida Statutes, will receive \$50.77 biweekly.	Flat Rate	FIRBA (4B)							X				X
<b>Fire College Personnel</b>	Fire personnel, who are assigned full-time to the Fire College Staff, will receive the equivalent of one (1) additional pay step. Employees, who are otherwise eligible but are at maximum or longevity steps, will receive 5% above their regular rate.	1 Step	FIRCLG (13)							X				

TITLE	DESCRIPTION	TYPE OF SUPPLEMENT	CODE INFORMS	AFSCME 121 Water & Sewer	AFSCME 1542 Aviation	AFSCME 3292 Solid Waste	AFSCME 199 General	GSAF Professional	GSAF Supervisors	IAFF	PBA Rank & File	PBA Supervisors	Transport Workers Union	Non-Bargaining
<b>Fire Diver's Pay</b>	In accordance with the applicable provision of the Collective Bargaining Unit, bargaining unit employees, who are certified department authorized divers in accordance with rules, regulations, and protocols established and maintained by the Fire Department, will be eligible to receive an underwater rescue pay supplement of one (1) step. The Mayor and the Director of the Miami-Dade Fire Rescue Department shall retain the authority and discretion to determine the number of employees who will receive this pay supplement.	1 Step	DIVEX (5G)							X				
<b>Fire Hazardous</b>	Fire personnel shall receive hazardous duty pay of \$150.00 biweekly. Employees on trainee status are not eligible. <b>Effective April 1, 2023, this pay supplement shall increase to \$175.00.</b>	Flat Rate	HZDFIR (5C)							X				
<b>Fire Investigator I</b>	Employees assigned full time to the Fire Investigation Bureau who have attained and maintain Fire Investigator I Certification shall receive 1% above their regular rate of pay.	Percent	FRINV1 (8I)							X				
<b>Fire Investigator II</b>	Employees assigned full time to the Fire Investigation Bureau who have attained and maintain Fire Investigator II Certification shall receive an additional 2% (for a cumulative total of 3%) above their regular rate of pay.	Percent	FRINV2 (8J)							X				

TITLE	DESCRIPTION	TYPE OF SUPPLEMENT	CODE INFORMS	AFSCME 121 Water & Sewer	AFSCME 1542 Aviation	AFSCME 3292 Solid Waste	AFSCME 199 General	GSAF Professional	GSAF Supervisors	IAFF	PBA Rank & File	PBA Supervisors	Transport Workers Union	Non-Bargaining
<b>Fire Investigator III</b>	Employees assigned full time to the Fire Investigation Bureau who have attained and maintain Fire Investigator III Certification shall receive an additional 3% (for a cumulative total of 6%) above their regular rate of pay.	Percent	FRINV3 (8K)							X				
<b>Fire Investigator IV</b>	Employees assigned full time to the Fire Investigation Bureau who have attained and maintain Fire Investigator IV Certification shall receive an additional 3% (for a cumulative total of 9%) above their regular rate of pay.	Percent	FIRINV4 (8L)							X				
<b>Fire Pers., Bureau Officer-in-Charge</b>	Fire personnel assigned full-time as Bureau Officer-in-Charge will receive the equivalent of one (1) additional pay step. Employees who are otherwise eligible but are at maximum or longevity steps will receive 5% above their regular rate.	1 Step	OFFIC (12)							X				
<b>Fire Prevention Inspector I</b>	Employees assigned full-time to the Fire Prevention Division who have attained and maintain their Fire Prevention Inspector I Certification shall receive an additional 1% above their regular rate of pay.	Percent	FIRIC1 (8D)							X				
<b>Fire Prevention Inspector II</b>	Employees assigned full-time to the Fire Prevention Division who have attained and maintain their Fire Prevention Inspector II Certification shall receive an additional 2% above their regular rate of pay (for a cumulative total of 3%) above their regular rate of pay.	Percent	FIRIC2 (8E)							X				

TITLE	DESCRIPTION	TYPE OF SUPPLEMENT	CODE INFORMS	AFSCME 121 Water & Sewer	AFSCME 1542 Aviation	AFSCME 3292 Solid Waste	AFSCME 199 General	GSAF Professional	GSAF Supervisors	IAFF	PBA Rank & File	PBA Supervisors	Transport Workers Union	Non-Bargaining
<b>Fire Prevention Inspector III</b>	Employees assigned full-time to the Fire Prevention Division who have attained and maintain their Fire Prevention Inspector III Certification shall receive an additional 2% above their regular rate of pay (for a cumulative total of 5%) above their regular rate of pay.	Percent	FIRIC3 (8F)							X				
<b>Fire Safety Bureau-Certified Inspector</b>	Firefighting personnel who are assigned full-time to the Fire Safety Bureau, and who are State of Florida Certified Inspectors, shall receive an additional 3% during their assignment to the Fire Prevention Division.	Percent	FIRISP (84)							X				
<b>Fire Safety Bureau Personnel</b>	Firefighting personnel who are assigned full-time to the Fire Safety Bureau, will receive the equivalent of one (1) pay step. Employees who are otherwise eligible but are at maximum or longevity will receive 5% above their regular rate.	1 Step	FRSFTY (14)							X				
<b>Fire Safety Specialist Fire Inspector 2</b>	Full time bargaining unit employees in the Fire Department in the classifications of Fire Safety Specialist 1, Fire Safety Specialist 2, and MDR Fleet Management Assistant Facility Supervisor PRO who have attained and maintain State of Florida Fire Inspector 2 Certification shall receive a one (1) pay step increase above their regular rate.	1 Step	FIRSSF (FS)				X		X					
<b>Fire Safety Inspector 3</b>	Fire Inspection Bureau OICs who have attained and maintain State of Florida Fire Safety Inspector III Certification will receive a pay supplement of 5% above	Percent	FR3FI% (8T)							X				



TITLE	DESCRIPTION	TYPE OF SUPPLEMENT	CODE INFORMS	AFSCME 121 Water & Sewer	AFSCME 1542 Aviation	AFSCME 3292 Solid Waste	AFSCME 199 General	GSAF Professional	GSAF Supervisors	IAFF	PBA Rank & File	PBA Supervisors	Transport Workers Union	Non-Bargaining
	their regular rate of pay. This pay supplement is not cumulative with the pay supplement in A.8c.													
<b>State of Florida Fire Inspector 2 Certification</b>	Fire Code Compliance Administrator with State of Florida Fire Inspector II Certification shall receive a one (1) pay step increase.	1 Step	FIRCRT (IC)						X					
<b>Fireboat Operator - Fire</b>	Firefighting personnel certified by the Department as Technical Rescue Technicians or Marine Firefighters and assigned full time duties on a technical response truck (TRT) or marine firefighting unit (Port of Miami) shall be paid at a rate one step above the regular rate of pay.	1 Step	FBOP (FO)							X				
<b>Fire-EMS Captains &amp; Lieutenants</b>	E.M.S. Captains and Fire Lieutenants assigned to the Department's Emergency Medical Services (E.M.S.) Division's Operations Bureau shall be paid 2.5% above their regular rate of pay in lieu of Article 25.1 (Night Differential) and remain on their current schedule (average 43-hour work week schedule).	Percent	EMSC&L (88)							X				
<b>Firefighter Driver/Operator</b>	Firefighters certified as "Driver Operators", who are assigned full-time as operators on fire apparatus, will receive the equivalent of one (1) pay step. Employees, who are otherwise eligible but are at maximum or longevity steps will receive 5% above their regular rate.	1 Step	DVOP (02)							X				

TITLE	DESCRIPTION	TYPE OF SUPPLEMENT	CODE INFORMS	AFSCME 121 Water & Sewer	AFSCME 1542 Aviation	AFSCME 3292 Solid Waste	AFSCME 199 General	GSAF Professional	GSAF Supervisors	IAFF	PBA Rank & File	PBA Supervisors	Transport Workers Union	Non-Bargaining
<b>Fire Rescue Response - Non EMT</b>	Fire personnel, who respond to rescue calls, shall receive an additional 5%, excluding: (1) personnel who receive assignment pay under Article 6.2 of the Collective Bargaining Agreement, and (2) personnel who receive assignment pay under employees classified as a Fire Department Helicopter Pilot, or Fire Helicopter Chief Pilot will be eligible for this supplement, but not the supplement provided for in Article 6.2.	Percent	FRRSCN (8R)							X				
<b>Fire Rescue Self-Contained Breathing Apparatus (SCBA) Technician Certification</b>	Full time bargaining unit Fire Department employees in the classification of MDRF Protective Equipment Safety Technician who attain and maintain the MDRF SCBA Technician certification shall receive a two and one-half percent (2.5%) pay supplement	Percent	FRSCBA (BA)				X							
<b>First Lieutenant</b>	Employees in the Police Lieutenant classification, who are designated by the Miami-Dade Police Department to function as First Lieutenant, and employees in the Correctional Lieutenant classification, who are designated by the Corrections and Rehabilitation Department to function as Facility Executive Officers, will receive the equivalent of a one (1) pay step increase. This pay supplement replaces the leadworker supplement previously received by these employees.	1 Step	FIR1LT (Z6)									X		

TITLE	DESCRIPTION	TYPE OF SUPPLEMENT	CODE INFORMS	AFSCME 121 Water & Sewer	AFSCME 1542 Aviation	AFSCME 3292 Solid Waste	AFSCME 199 General	GSAF Professional	GSAF Supervisors	IAFF	PBA Rank & File	PBA Supervisors	Transport Workers Union	Non-Bargaining
<b>First Responders PBA</b>	Employees in the classifications of Police Officer, Police Sergeant, Correctional Officer, Correctional Corporal, Correctional Sergeant, Police Lieutenant, Police Captain, and Correctional Lieutenant, who are classified as "First Responders", which is defined as those employees specifically trained to render initial care to an ill or injured person, are eligible to receive a five percent (5%) pay supplement.	Percent	FRPBA (8M)								X	X		
<b>Florida Certified Fire Inspector II</b>	Employees assigned full time to the Fire Prevention Division who have attained and maintain Fire Prevention Inspector I Certification and State of Florida Certified Fire Inspector II Certification will receive an additional pay supplement of 2% above their regular rate of pay.	Percent	FLFI2 (8H)							X				
<b>Florida Pump Operator Certification</b>	Firefighting personnel in the classification of Firefighter who receive and maintain a State of Florida Pump Operator Certification (PFL) shall receive a pay supplement of \$35 per pay period.	Flat Rate	FLPOC (PO)							X				
<b>Florida Fire Safety Inspector 1 Certification</b>	Firefighting personnel in the classification of Firefighter who receive and maintain a State of Florida Fire Safety Inspector I Certification shall receive a pay supplement of \$25 per pay period. Article 17.1 and Article 17.2 shall not be applicable if maintenance of this certification is only required to comply with this pay supplement.	Flat Rate	FRSF1 (SI)							X				

TITLE	DESCRIPTION	TYPE OF SUPPLEMENT	CODE INFORMS	AFSCME 121 Water & Sewer	AFSCME 1542 Aviation	AFSCME 3292 Solid Waste	AFSCME 199 General	GSAF Professional	GSAF Supervisors	IAFF	PBA Rank & File	PBA Supervisors	Transport Workers Union	Non-Bargaining
<b>Florida Fire Officer 1 Certification</b>	Firefighting personnel in the classification of Fire Lieutenant, Fire Captain, and Chief Fire Officer who receive and maintain a State of Florida Fire Officer I certification shall receive a pay supplement of \$50 per pay period.	Flat Rate	FRFO1 (F1)							X				
<b>Florida Fire Officer 2 Certification</b>	Firefighting personnel in the classification of Fire Lieutenant, Fire Captain, and Chief Fire Officer who receive and maintain a State of Florida Fire Officer II certification shall receive a pay supplement of \$100 per pay period.	Flat Rate	FRFO2 (F2)							X				
<b>Florida State Certified Real Estate Appraiser</b>	Employees in the Office of Property Appraiser in the classifications listed in Appendix B who possess a current certification in good standing of Florida State Certified (Residential or General) Real Estate Appraiser shall receive one (1) pay step. Employees are eligible up to the maximum number of pay supplements delineated in appendix B of the Pay Plan.	1 Step	FLAPPR (ZP\$)				X		X					X
<b>Forensic Artist IAI Certified</b>	Miami-Dade Police Department employees in the MDPD Forensic Artist Classification, who are assigned to the Crime Scene Investigations Bureau and possess and maintain current a Forensic Artist Certification through the International Association for Identification (IAI), will receive the equivalent of one (1) pay step.	1 Step	INACTIVE (1J)								X			

TITLE	DESCRIPTION	TYPE OF SUPPLEMENT	CODE INFORMS	AFSCME 121 Water & Sewer	AFSCME 1542 Aviation	AFSCME 3292 Solid Waste	AFSCME 199 General	GSAF Professional	GSAF Supervisors	IAFF	PBA Rank & File	PBA Supervisors	Transport Workers Union	Non-Bargaining
<b>Forensic Health Care Unit</b>	Employees with permanent status in the classifications of Correctional Officer, Correctional Corporal, Correctional Sergeant and Correctional Lieutenant, who are assigned full-time to any Forensic Health Care Unit in the Miami-Dade Corrections and Rehabilitation Department (including but not limited to the Pre-Trial Detention Center, the Woman's Annex and Ward D) and who meet all , training requirements shall receive a one (1) pay step supplement.	1 Step	FRHCR (1S)								X	X		
<b>Forensic Investigator Certification</b>	Employees of the Medical Examiner Department in the Forensic Investigator, Manager, Forensic Investigator, Forensic Investigations Assistant, and Medical Examiner Case Facilitator classifications, who obtain and maintain current a Forensic Investigator Certification, upon authorization by the Medical Examiner Department and review by the Human Resources Department, will receive the equivalent of one (1) pay step. Employees will not be eligible for multiple Forensic Investigator Certification supplements. Employees will become eligible for this pay supplement effective the beginning of the next pay period following the receipt of all required documentation by the Human Resources Department.	1 Step	INACTIVE (ZG)				X							

TITLE	DESCRIPTION	TYPE OF SUPPLEMENT	CODE INFORMS	AFSCME 121 Water & Sewer	AFSCME 1542 Aviation	AFSCME 3292 Solid Waste	AFSCME 199 General	GSAF Professional	GSAF Supervisors	IAFF	PBA Rank & File	PBA Supervisors	Transport Workers Union	Non-Bargaining
<b>Forensic Photographer IAI Certified</b>	Miami-Dade Police Department employees in the MDPD Photographer classification, who are assigned to the Crime Scene Investigations Bureau and possess and maintain current a Forensic Photographer Certification through the International Association for Identification (IAI), may be eligible to receive the equivalent of one (1) pay step. Employees of the Medical Examiner Department in the Forensic Photographer and Forensic Photographer Supervisor classifications, who obtain and maintain current a Forensic Photography Certification through the International Association for Identification (IAI) may be eligible to receive the equivalent of one (1) pay step.	1 Step	FRPIAI (1H)				X		X		X			
<b>Forensic Technician - Embalmers</b>	Employees in the classification of Forensic Technician who receive and maintain embalming licensure from the State of Florida shall receive the equivalent of one (1) pay step.	1 Step	INACTIVE (0D)				X							
<b>Forensic Toxicology Certification</b>	Employees of the Medical Examiner Department in the Toxicologist 1, 2, and 3 classifications, who obtain and maintain current a Forensic Toxicology Certification, may be eligible to receive the equivalent of one (1) pay step for Toxicologist 1 and 5% for Toxicologist 2 and 3. Employees will not be eligible for multiple Forensic	1 Step	FRTOX (1W)											X

TITLE	DESCRIPTION	TYPE OF SUPPLEMENT	CODE INFORMS	AFSCME 121 Water & Sewer	AFSCME 1542 Aviation	AFSCME 3292 Solid Waste	AFSCME 199 General	GSAF Professional	GSAF Supervisors	IAFF	PBA Rank & File	PBA Supervisors	Transport Workers Union	Non-Bargaining
	Toxicology Certification supplements.													
<b>Half Step</b>	All non-bargaining unit employees and all other employees covered by collective bargaining agreement whose agreement explicitly specifies this benefit who are on the maximum of a pay step range, L1, or L2 and whose pay anniversary date is greater than two (2) years, may be eligible for a one-half (½) pay step, as long as there is a current satisfactory or above evaluation on file.	½ Step	HRSTP (HS)	X	X	X	X	X	X	X	X	X	X	X
<b>Hazardous Duty PBA</b>	Sworn bargaining unit employees, as defined by Chapter 943 Florida Statutes, shall receive hazardous duty pay in the amount of \$125.00 biweekly. <b><u>Effective April 4, 2022, this pay supplement shall increase to \$150.00.</u></b>	Flat Rate	HZDPBA (43)								X	X		
<b>Hazardous Duty Water &amp; Sewer</b>	Employees in the classifications listed in Appendix I, who are performing duties under hazardous or unusual working conditions within specified departmental areas may be eligible to receive the equivalent of one (1) additional pay step depending on their position location.	1 Step	HZRDWS (HZ)	X					X					
<b>Hazardous Duty Water &amp; Sewer</b>	Employees in the classifications listed in Appendix J, who are performing duties under hazardous or unusual working conditions within specified departmental areas may be eligible to receive the equivalent of two (2) additional pay steps.	2 Step	HZD2WS (27)	X					X					

TITLE	DESCRIPTION	TYPE OF SUPPLEMENT	CODE INFORMS	AFSCME 121 Water & Sewer	AFSCME 1542 Aviation	AFSCME 3292 Solid Waste	AFSCME 199 General	GSAF Professional	GSAF Supervisors	IAFF	PBA Rank & File	PBA Supervisors	Transport Workers Union	Non-Bargaining
<b>Hazardous Materials - Fire</b>	Fire personnel assigned full-time duties on "haz/mat" units will receive the equivalent of one (1) pay step. Employees, who are otherwise eligible but are at maximum or longevity steps of the salary range, will receive 5% above their regular rate.	1 Step	HZRDFR (0L)							X				
<b>Hazardous Materials Responder</b>	Effective June 14, 2010, the County shall provide a 1% pay supplement to those employees in the Treatment Plant Supervisor, W&S Plant Electrical Supervisor, and W&S Plant Maintenance Supervisor classifications in the Water and Sewer Department who directly supervise those AFSCME Local 121 employees who receive a two (2) pay step supplement as Plant Electricians, Plant Mechanics and Treatment Plant Operators 1 and 2 assigned to Water Production and Wastewater Plants.	Percent	INACTIVE (HK)					X						
<b>Hazmat Specialist - Fire</b>	Firefighting personnel who are certified by the Department and assigned full time duties in the Hazardous Materials Bureau or on hazmat units shall be paid at one step above their regular rate of pay. Those bargaining unit personnel who are duly certified as Hazmat Specialist in accordance with rules, regulations and protocols established and maintained by the Miami-Dade Fire Rescue Department and assigned full time duties on a Hazardous	1 Step	HZSP (ZD) HZMT (HA)							X				



TITLE	DESCRIPTION	TYPE OF SUPPLEMENT	CODE INFORMS	AFSCME 121 Water & Sewer	AFSCME 1542 Aviation	AFSCME 3292 Solid Waste	AFSCME 199 General	GSAF Professional	GSAF Supervisors	IAFF	PBA Rank & File	PBA Supervisors	Transport Workers Union	Non-Bargaining
	<p>Materials Specialty Unit (e.g. Hazmat 45) or to the Hazardous Materials Bureau, prior to ratification of this agreement by both parties, shall be paid at one step above their regular rate of pay in addition to the hazmat assignment pay supplement. Employees at the maximum step of the pay range shall receive 5% above their regular rate. All firefighting personnel who achieve Hazmat Specialist certification after ratification of this agreement by both parties, shall be paid 5% above their regular rate of pay for all hours worked on a Hazardous Material Specialty Unit (e.g. Hazmat 45) or if assigned full time duties in the Hazardous Materials Bureau.</p>													
<p><b>Heavy Equipment Tech. Auto Mechanic</b></p>	<p>Employees in the classification of W &amp; S Utility Equipment Technician Heavy Equipment Technicians, and employees in the Internal Services Department in the classifications of Heavy Equipment Technician, Welder, Maintenance Repairer Automotive, and Heavy Truck Tire Repairer, who are performing automotive mechanic related duties on construction, quarry and landfill and garbage/sanitation type equipment shall be eligible to receive the equivalent of one (1) pay step.</p>	<p>1 Step</p>	<p>HEAUTO (1E)</p>	<p>X</p>	<p>X</p>		<p>X</p>							

TITLE	DESCRIPTION	TYPE OF SUPPLEMENT	CODE INFORMS	AFSCME 121 Water & Sewer	AFSCME 1542 Aviation	AFSCME 3292 Solid Waste	AFSCME 199 General	GSAF Professional	GSAF Supervisors	IAFF	PBA Rank & File	PBA Supervisors	Transport Workers Union	Non-Bargaining
<b>Honor Guard</b>	Members of the Honor Guard shall receive a \$50 biweekly supplement.	Flat Rate	HNRGRD (HG)							X	X			
<b>HUD Site Manager - Class 1</b>	Public Housing and Community Development employees in the classification of Site Manager, who are assigned by the Department to Class 1 Project Groupings as defined by established criteria for evaluating project management difficulty may be eligible to receive \$100 biweekly.	Flat Rate	INACTIVE (5E)						X					
<b>Independent Adjuster - Workers' Compensation</b>	Risk Management Division, Internal Services Department, employees in the Legal Claims Adjuster, Liability Claims Adjuster, Liability Claims Investigator, Workers' Compensation Claims Adjuster, and Liability Legal Claims Investigator classifications who are licensed by the Florida Department of Insurance as an Independent Adjuster-Workers' Compensation or as a 5-20 Independent Adjuster may be eligible to receive the equivalent of two (2) pay steps. This pay supplement will replace pay exception code 24 previously received by these employees.	2 Step	FLAINS (29)				X							
<b>Landfill Superintendent</b>	Employees in the Landfill Superintendent shall be eligible to receive the equivalent of one (1) pay step.	1 Step	LNSPR (LS)						X					
<b>Leadworker (Temporary)</b>	Temporary Leadworker assignment.	1 Step	TMLPW (1T)	X	X	X	X	X	X	X	X	X	X	X

TITLE	DESCRIPTION	TYPE OF SUPPLEMENT	CODE INFORMS	AFSCME 121 Water & Sewer	AFSCME 1542 Aviation	AFSCME 3292 Solid Waste	AFSCME 199 General	GSAF Professional	GSAF Supervisors	IAFF	PBA Rank & File	PBA Supervisors	Transport Workers Union	Non-Bargaining
<b>Leadworker</b>	<p>When recommended by the concerned departmental appointing authority and approved by the Human Resources Department, an employee may be designated as a leadworker if the following conditions exist: A leadworker is assigned responsibility by the appointing authority to supervise one or more employees who are ordinarily classified the same as the leadworker. Leadworkers perform their tasks under the direction of a supervisor of a higher level. Supervisors usually cannot be present to give constant supervision to the work because of duties and assignments which take them to other areas. Leadworker designations may also be authorized by the Human Resources Department, for certain positions where extraordinary duties and responsibilities are required. An employee designated as a leadworker shall receive the equivalent of one (1) pay step. A leadworker pay provision does not affect the employee's pay anniversary date. Leadworker pay provisions may be assigned and removed at the sole discretion of the County.</p>	1 Step	LEAD (01)	X	X	X	X	X	X	X	X	X	X	X
<b>Librarian 1 Trainee</b>	Upon successful completion of the Librarian internship, the employees of the Librarian 1 classification will be eligible for a pay supplement equivalent to	Flat Rate	LIBTRN (LT)					X						

TITLE	DESCRIPTION	TYPE OF SUPPLEMENT	CODE INFORMS	AFSCME 121 Water & Sewer	AFSCME 1542 Aviation	AFSCME 3292 Solid Waste	AFSCME 199 General	GSAF Professional	GSAF Supervisors	IAFF	PBA Rank & File	PBA Supervisors	Transport Workers Union	Non-Bargaining
	the difference between the Librarian internship pay rate and the trainee rate of Librarian 1. This supplement will be adjusted as wage adjustments are implemented.													
<b>Lifeguard 1 &amp; 2 EMT</b>	Employees in the Ocean Lifeguard 1, Ocean Lifeguard 2, Recreation Specialist 1, Recreation Specialist 2, Aquatics Coordinator, MDRF Lifeguard 1, and MDRF Ocean Rescue Administrator classifications who possess and maintain current an Emergency Medical Technician Certification from the State of Florida shall receive the equivalent of one (1) pay step.	1 Step	LIFGRD (0A)				X	X	X					
<b>Beach Safety Manager &amp; MDRF Lifeguard 2 EMT</b>	Employees in the Beach Safety Manager, MDRF Lifeguard 2 classifications who possess and maintain current an Emergency Medical Technician Certification from the State of Florida shall receive 5% above their regular rate.	Percent	ETPRCT (EP)						X					
<b>Logistical Services Fire</b>	Fire personnel assigned full-time duties in the Logistical Services Division or the Facilities and Construction Division will receive the equivalent of one (1) pay step. Employees, who are otherwise eligible but are at maximum or longevity steps will receive 5% above their regular rate.	1 Step	LOGIS (0M)							X				
<b>DTPW Supervisor Instructor for Rail</b>	DTPW Rail Supervisory employees, who are designated by the Department to regularly function as instructors for Rail training, shall be eligible to receive the	1 Step	TRNIST (Z4)						X					

TITLE	DESCRIPTION	TYPE OF SUPPLEMENT	CODE INFORMS	AFSCME 121 Water & Sewer	AFSCME 1542 Aviation	AFSCME 3292 Solid Waste	AFSCME 199 General	GSAF Professional	GSAF Supervisors	IAFF	PBA Rank & File	PBA Supervisors	Transport Workers Union	Non-Bargaining
	equivalent of one (1) pay step.													
<b>Medical Examiner's Office</b>	Full time bargaining unit employees in the Medical Examiner's Office in the classification of Forensic Evidence Technician, Forensic Evidence Recovery Supervisor, Forensic Photographer, Forensic Photographer Supervisor, Medicolegal Investigator, Manager Morgue Bureau Operations, Manager of Forensic Bureau Operations, Medical Examiner Case Investigator, Forensic Technician, and Senior Forensic Technician, Building Management Assistant, Console Security Specialist, and Maintenance Mechanic, shall receive a one (1) pay step hazardous supplement.	1 Step	MEDEX (ME)				X		X					
<b>Medical Surveillance Hazardous Pay</b>	Employees in W&S Treatment Plant Supervisor, W&S Plant Diesel Maintenance Supervisor, W&S Plant Maintenance Supervisor, W&S Plant Electrical Supervisor, and W&S Instrument Technician Supervisor classifications who complete and maintain competency in the courses as outlined in the settlement agreement; participate in and pass the appropriate medical surveillance program and participate in leak investigation actions immediately after receiving a chemical alarm as directed by the Treatment Plant in charge, shall receive supplemental compensation in the amount of 5% for all hours worked.	Percent	INACTIVE (MS)						X					

TITLE	DESCRIPTION	TYPE OF SUPPLEMENT	CODE INFORMS	AFSCME 121 Water & Sewer	AFSCME 1542 Aviation	AFSCME 3292 Solid Waste	AFSCME 199 General	GSAF Professional	GSAF Supervisors	IAFF	PBA Rank & File	PBA Supervisors	Transport Workers Union	Non-Bargaining
	Employees receiving this supplement shall not be eligible to receive the two (2) pay steps hazardous duty pay supplement (27).													
<b>Mosquito Control Inspector Certification</b>	Employees in the classification of Mosquito Control Inspector, who have obtained the Miami-Dade Code Enforcement Officer Certification may be eligible to receive the equivalent of two (2) pay steps.	2 Step	MSQCRT (24)				X							
<b>Mosquito Control Inspector</b>	Full time bargaining unit employees in the Solid Waste Management Department in the classification of Mosquito Control Inspector shall receive a three percent (3%) pay supplement.	Percent	(MC)				X							
<b>Motorcycle Patrol Duty</b>	Law enforcement personnel assigned to full-time motorcycle patrol duty shall receive one (1) pay step.	1 Step	MTRCPD (54)								X	X		
<b>Mass Appraisal Specialist</b>	Employees in the Office of the Property Appraiser in Classifications listed in Appendix B of the County Pay Plan who possess a current certification in good standing of Mass Appraisal Specialist (MAS) issued by the International Association of Assessing Officers (IAAO) will receive one (1) pay step. Employees are eligible up to the maximum number delineated in appendix B of the Pay Plan.	1 Step	INACTIVE (MP)						X					

TITLE	DESCRIPTION	TYPE OF SUPPLEMENT	CODE INFORMS	AFSCME 121 Water & Sewer	AFSCME 1542 Aviation	AFSCME 3292 Solid Waste	AFSCME 199 General	GSAF Professional	GSAF Supervisors	IAFF	PBA Rank & File	PBA Supervisors	Transport Workers Union	Non-Bargaining
<b>Neighborhood Compliance</b>	Full time bargaining unit employees in the Department of Regulatory and Economic Resources in the classifications of RER Compliance Officer, RER Support Specialist, RER Contractor Licensing Investigator, Lien Collection Representative, Support Compliance Representative, RER Service Representative, and RER Enforcement Information Specialist while assigned in the Code Compliance Division shall receive a three (3%) percent supplement for neighborhood and licensed contractor code enforcement and code compliance support services.	Percent	NCMP (NL)				X							
<b>NFPA Plan Examiner 1 Certification</b>	Employees assigned full time to the Fire Prevention division who have attained and maintain Fire Prevention Inspector 1 Certification and NFPA Plan Examiner 1 Certification shall receive an additional pay supplement of 2% above their regular rate of pay.	Percent	PLNEX1 (8G)						X					
<b>Night Differential</b>	Employees may be eligible to receive a night shift differential of one (1) pay step who are assigned to work shifts which are equally divided before and after 6:00 p.m.	1 Step	NGT1S (05)	X	X	X	X	X	X	X				X
<b>Night Differential</b>	Employees covered by collective bargaining agreement whose agreement explicitly provides for this benefit are eligible to receive a night shift differential of two (2) pay steps for shifts that have the	2 Step	NGT2 (21)	X	X	X	X	X	X	X	X	X		X

TITLE	DESCRIPTION	TYPE OF SUPPLEMENT	CODE INFORMS	AFSCME 121 Water & Sewer	AFSCME 1542 Aviation	AFSCME 3292 Solid Waste	AFSCME 199 General	GSAF Professional	GSAF Supervisors	IAFF	PBA Rank & File	PBA Supervisors	Transport Workers Union	Non-Bargaining
	majority of work hours between 6:00 p.m. and 6:00 a.m.													
<b>Night Differential (TWU)</b>	Transport Workers Union bargaining unit employees shall receive night shift differential of 8% per hour in accordance with the Collective Bargaining Agreement.	Flat Rate	INACTIVE (45)										X	
<b>Non-Sworn Support</b>	Bargaining unit employees, who are not eligible for the hazardous duty pay specified in pay supplement (43), shall receive a non-sworn law enforcement support specialty pay supplement of two (2) pay steps. Employees on trainee status or in the Commission on Ethics are not eligible. <b><u>Effective April 4, 2022, this pay supplement shall convert to eleven percent (11%).</u></b>	2 Steps	NSWORN (5U)							X	X	X		
<b>Observers in Aircraft</b>	Law enforcement personnel assigned to full-time duties as Observers in Aircraft shall receive 5% above their regular rate.	Percent	AIROBS (48)								X	X		
<b>On Call Programmer 2</b>	Information Technology Department employees or appropriate computer center employees of other departments who are officially placed on regularly scheduled 24 hour on-call duty to respond to emergencies, shall receive the equivalent of two (2) pay steps. On-call duty must be rotated and under no circumstances shall an employee receive the on-call supplement for more than two (2) consecutive pay periods without the approval of the Human Resources Department.	2 Step	ONCA (25)	X	X		X		X					



TITLE	DESCRIPTION	TYPE OF SUPPLEMENT	CODE INFORMS	AFSCME 121 Water & Sewer	AFSCME 1542 Aviation	AFSCME 3292 Solid Waste	AFSCME 199 General	GSAF Professional	GSAF Supervisors	IAFF	PBA Rank & File	PBA Supervisors	Transport Workers Union	Non-Bargaining
<b>On Call Water &amp; Sewer Department</b>	Employees, who are officially placed on regularly scheduled 24 hour on-call duty to respond to emergencies, may be eligible to receive the equivalent of two (2) additional pay steps.	2 Step	ONCAWS (26)	X				X	X					
<b>OSHA Training</b>	Full time bargaining unit employees in the Miami-Dade Corrections and Rehabilitation Department in the position classification of Custodial Worker 2 who have completed the departmental training program (40 hours of chemical control, sanitation, and OSHA) shall receive two (2) pay steps.	2 Step	OSHA (OS)				X							
<b>Paralegal/Legal Assistant Certification</b>	Employees in the JA Legal Secretary 1, Legal Secretary 1, JA Legal Secretary 2, Legal Secretary 2 and Imaging Records Technician classifications who obtain a Paralegal or Legal Assistant Certification shall receive the equivalent of one (1) pay step.	1 Step	PRLCL (ZC)				X							X
<b>Payment Card Industry Professional (PCIP)</b>	Employees in the Finance Department, as determined by the department and the Human Resources Department, who obtain and maintain in good standing the Payment Card industry Professional (PCIP) Qualification Certification, shall be eligible to receive the equivalent of one (1) pay step.	1 Step	INACTIVE (PI)											X

TITLE	DESCRIPTION	TYPE OF SUPPLEMENT	CODE INFORMS	AFSCME 121 Water & Sewer	AFSCME 1542 Aviation	AFSCME 3292 Solid Waste	AFSCME 199 General	GSAF Professional	GSAF Supervisors	IAFF	PBA Rank & File	PBA Supervisors	Transport Workers Union	Non-Bargaining
<b>Police assigned to MIA</b>	Law enforcement personnel in the classifications of Police Officer, Sergeant, Lieutenant and Police Captain with permanent status, who are assigned to the Miami International Airport and who meet protocols and attain certifications established and maintained by the Police Department, will be eligible to receive a one (1) pay step supplement.	1 Step	ARPTPC (1B)								X	X		
<b>Police Associate Arts Degree</b>	Law Enforcement personnel (Corrections), who meet the requirements defined in Section 943.22 (2) (b), Florida Statutes, with a "community college degree or equivalent", shall receive \$13.85 biweekly, effective July 1, 1985.	Flat Rate	PSDAA (52)								X	X		
<b>Police Baccalaureate Degree</b>	Law Enforcement personnel (Corrections), who meet the requirements defined in Section 943.22 (1) (b) and (2) (c), Florida Statutes, with a "Bachelor's degree "who are exempt from the County classified service and whose classification maximum pay rate exceeds the maximum pay rate for Police Captain, shall receive \$36.93 biweekly.	Flat Rate	PSDBA (53)								X	X		
<b>Police Canine (1) assigned one dog</b>	Law enforcement personnel in the classifications of Police Officer, Police Sergeant, Police Lieutenant, Correctional Officer, and Correctional Corporal who are assigned to the Canine Unit by the department as full-time dog handlers, will be eligible to receive one (1) hour of compensation	Flat rate	K9DOG (K9)								X	X		

TITLE	DESCRIPTION	TYPE OF SUPPLEMENT	CODE INFORMS	AFSCME 121 Water & Sewer	AFSCME 1542 Aviation	AFSCME 3292 Solid Waste	AFSCME 199 General	GSAF Professional	GSAF Supervisors	IAFF	PBA Rank & File	PBA Supervisors	Transport Workers Union	Non-Bargaining
	per day that is paid at the rate of one and one-half (1 ½) times of Pay Step 5 of the Animal Care Specialist classification (Occupational Code 1146) for the care and maintenance of their assigned dog.													
<b>Police Canine (2) assigned two dogs</b>	Police Officers, Police Sergeants, Correctional Officer, and Correctional Corporal assigned by the Department to the Canine Unit as full-time dog handlers will be eligible to receive one (1) hour of compensation per day that is paid at the rate of one and one-half (1 1/2) times of pay step 5 of the Animal Care Specialist classification (OCC Code 1146) for the care and maintenance of their assigned dog.	Flat Rate	K92DGS (K2)								X			
<b>Police Commission on Ethics and Public Trust Employees</b>	PBA Rank and File employees working for the Commission on Ethics and Public Trust, who are not eligible for non-sworn support pay supplement (5B), shall receive a six (6) percent pay supplement.	Percent	PCOEE (C6)								X			
<b>Police Dispatchers</b>	Police Dispatchers, Fire Rescue Dispatchers, Police Complaint Officers, and Police Communications Coordinator designated by the Department to train other employees in these classifications will receive the equivalent of one (1) pay step.	2 Step	TRAIN (0G)							X	X			
<b>Police Hostage Negotiators</b>	Police personnel who are certified as Hostage Negotiators and are assigned to a Hostage Negotiation Team will receive one (1) pay step.	1 Step	HSTNEG (HN)								X	X		

TITLE	DESCRIPTION	TYPE OF SUPPLEMENT	CODE INFORMS	AFSCME 121 Water & Sewer	AFSCME 1542 Aviation	AFSCME 3292 Solid Waste	AFSCME 199 General	GSAF Professional	GSAF Supervisors	IAFF	PBA Rank & File	PBA Supervisors	Transport Workers Union	Non-Bargaining
<b>Police Standards</b>	Law enforcement personnel, who meet the requirements for "basic certification" as defined in Sections 943.22(1) (b) and (2)(a), Florida Statutes, shall receive \$11.54 biweekly.	Flat Rate	PSPAY (49)								X	X		
<b>Positive Attitude Change Tool (PACT) Certification</b>	Employees in the Juvenile Assessment Counselor classification who are assigned to the Intake and Screening Section of the Juvenile Services Department (JSD) and who successfully complete State of Florida mandated Detention Screening training, obtain and maintain current Positive Attitude Change Tool (PACT) certification may be eligible to receive the equivalent of one (1) pay step.	1 Step	POSATT (ZJ)					X						
<b>Premium Pay</b>	Full-time non-bargaining unit employees may be eligible to receive a \$70.00 biweekly pay supplement unless otherwise specified by the elected official or executive officer responsible for the employee's appointment. Employees whose salaries have been red-circled and those receiving Executive Benefits Groups 1, 2, or 3 are not eligible for this supplement.	Flat Rate	PRMPAY (LC)											X
<b>Premium Pay</b>	Full-time GSAF bargaining unit employees are eligible to receive a \$70.00 biweekly pay supplement.	Flat Rate	PRMPAY (7C)					X	X					
<b>Premium Pay</b>	Full-time AFSCME bargaining unit employees and full-time and Part-time TWU bargaining unit employees are eligible to	Flat Rate	PRMPAY (3C)	X	X	X	X						X	

TITLE	DESCRIPTION	TYPE OF SUPPLEMENT	CODE INFORMS	AFSCME 121 Water & Sewer	AFSCME 1542 Aviation	AFSCME 3292 Solid Waste	AFSCME 199 General	GSAF Professional	GSAF Supervisors	IAFF	PBA Rank & File	PBA Supervisors	Transport Workers Union	Non-Bargaining
	receive a \$70.00 biweekly pay supplement.													
<b>Professional Engineer Certificate</b>	Employees in engineering, architectural, land surveying or construction management classifications, as enumerated in Appendix A, who possess a license from the State of Florida as a Professional Engineer, Registered Architect, Professional Land Surveyor, or Professional Landscape Architect may be eligible to receive the equivalent of one (1) pay step. An employee is eligible to receive supplemental payment for only one of the aforementioned licenses. Continued eligibility for this supplement is contingent upon maintaining current licensure. Employees will be required to present proof that current licensure has been maintained.	1 Step	PECERT (0B)				X	X	X					X
<b>Property Appraiser - Cert. FL Evaluator (CFE)</b>	Employees in the Office of the Property Appraiser Clerk classification and in the classifications listed in Appendix B, who possess a current Certification of Florida Evaluator (CFE) in good standing issued by the Florida Department of Revenue, shall receive one (1) pay step. Employees are eligible up to the maximum number of pay supplements delineated in appendix B of the Pay Plan.§.	1 Step	PAEVSL (Z5§)				X		X					X

TITLE	DESCRIPTION	TYPE OF SUPPLEMENT	CODE INFORMS	AFSCME 121 Water & Sewer	AFSCME 1542 Aviation	AFSCME 3292 Solid Waste	AFSCME 199 General	GSAF Professional	GSAF Supervisors	IAFF	PBA Rank & File	PBA Supervisors	Transport Workers Union	Non-Bargaining
<b>Public Service Aide</b>	Full time bargaining unit employees in the Miami Dade Police Department in the classification of Public Service Aide shall receive a one pay step pay supplement.	1 Step	PSA (PS)				X							
<b>Purchasing &amp; Contract Procurement Class</b>	Employees below the level of division director, as enumerated in Appendix F, whose primary job function is contract procurement and/or purchasing, and who obtain and maintain current either a National Institute of Government Purchasing (Certified Public Purchasing Officer, Certified Professional Public Buyer), State of Florida (Florida Certified Purchasing Agent, Florida Certified Purchasing Manager, Florida Certified Contract Manager, Florida Certified Contract Negotiator), or Institute for Supply Management (Certified Purchasing Manager or Certified Professional in Supply Management) purchasing certification may be eligible to receive the equivalent of one (1) pay step. An employee is eligible to receive supplemental payment for only one of the aforementioned certifications.	1 Step	PRCHCT (1Z)	X	X	X	X	X	X					X
<b>Rail Structure &amp; Inspection Special</b>	Department of Transportation and Public Works employees in the classifications of Rail Structural Inspection Specialist, Rail Structural Repairer and Rail Structure and Track Supervisor, who obtain and maintain a State of Florida Bridge Inspection Certification may be	1 Step	RLINSP (0X)						X				X	

TITLE	DESCRIPTION	TYPE OF SUPPLEMENT	CODE INFORMS	AFSCME 121 Water & Sewer	AFSCME 1542 Aviation	AFSCME 3292 Solid Waste	AFSCME 199 General	GSAF Professional	GSAF Supervisors	IAFF	PBA Rank & File	PBA Supervisors	Transport Workers Union	Non-Bargaining
	eligible to receive the equivalent of one (1) pay step.													
<b>Registered Geologist</b>	Employees in hydrogeological classifications and in the SWM Environmental Affairs Manager classification, who obtain certification as a Professional Geologist from the State of Florida, shall receive the equivalent of one (1) pay step.	1 Step	REGGEO (0J)					X	X					
<b>Registered Interior Design License</b>	Miami-Dade County employees in the Interior Design Specialist classification who possess and maintain a current certification for the Registered Interior Design license may be eligible to receive the equivalent of one (1) pay step. Continued eligibility for this supplement is contingent upon maintaining current licensure. Employees will be required to present proof that current licensure has been maintained.	1 Step	RGINTD (1Q)						X					
<b>Rescue Unit</b>	All personnel working on a three (3) person Rescue Transport Unit or Air Rescue shall receive a 5% above their regular rates as part of their full time regular salary if they are bid or assigned by Electronic Personnel Action Transfer (ePAT) on a Rescue Transport Unit or Air Rescue Unit. Any other personnel not bid/assigned by ePAT as described above will only receive the incentive for the hours worked on a Rescue Transport Unit or Air Rescue, including personnel bid not on Temporary Restricted	Percent	RSCU (RU)							X				

TITLE	DESCRIPTION	TYPE OF SUPPLEMENT	CODE INFORMS	AFSCME 121 Water & Sewer	AFSCME 1542 Aviation	AFSCME 3292 Solid Waste	AFSCME 199 General	GSAF Professional	GSAF Supervisors	IAFF	PBA Rank & File	PBA Supervisors	Transport Workers Union	Non-Bargaining
	Duty (TRD) on the date of ratification													
<b>Demolition &amp; Renovation</b>	Employees, who are required by their department to regularly, inspect demolition and renovation projects where there is a risk of exposure to asbestos fibers may be eligible to receive the equivalent of one (1) pay step.	1 Step	DEMARNV (0S)	X			X	X	X					X
<b>RER - Scuba/ Underwater</b>	Employees of Regulatory and Economic Resources (RER), who are regularly assigned by the Department to scuba diving or under-water environmental monitoring activities, may be eligible to receive the equivalent of one (1) pay step. This pay allowance replaces the leadworker supplement previously received by these employees. In no event shall an employee be eligible for both pay supplements.	1 Step	SCBUND (0T)				X	X	X					X
<b>Safety Training</b>	Full-time bargaining unit employees who successfully complete an OSHA introductory training course as established by the department and meet the criteria listed below would be eligible to receive a five percent (5%) pay supplement for working at a Water or Wastewater Treatment Plant. Employees permanently assigned to Alexander Orr, Hialeah/Preston, Blackpoint, Virginia Key, or Interama Treatment Plants must work a full shift at one of these plants to be eligible to receive this pay supplement. Employees	Percent	WSST (ST)	X					X					



TITLE	DESCRIPTION	TYPE OF SUPPLEMENT	CODE INFORMS	AFSCME 121 Water & Sewer	AFSCME 1542 Aviation	AFSCME 3292 Solid Waste	AFSCME 199 General	GSAF Professional	GSAF Supervisors	IAFF	PBA Rank & File	PBA Supervisors	Transport Workers Union	Non-Bargaining
	already receiving a one or two pay step supplement for Hazardous Duty pay are not eligible for this pay supplement.													
<b>Seaport Department Classifications</b>	Full time bargaining unit employees in the Seaport Department in the classifications of: Seaport Enforcement Specialist, Seaport Hydraulic Mechanic, Custodial Worker 2, Laborer, Semi-Skilled Laborer, Maintenance Mechanic, and Seaport Passenger Boarding Bridge Technician shall receive a five percent (5%) pay supplement.	Percent	SPD (SP)				X							
<b>Seaport Department Trades Classifications</b>	Full time bargaining unit employees in the Seaport Department in the classifications of: Electrician, Plumber, Welder, Refrigeration AC Mechanic, Carpenter, Mason, Automotive Equipment Operator 1, Painter and Automotive Equipment Operator 2, shall receive a fifty (\$50) biweekly pay supplement.	Flat Rate	SPTRD (SD)				X							
<b>Sergeant-At-Arms</b>	Employees in the bargaining unit classification of Police Officer and Police Sergeant, who are assigned full-time duties as a Sergeant-at-Arms for the Miami-Dade County Board of County Commissioners, will be eligible to receive a seven (7%) pay supplement.	Percent	SRGARM (8N)								X			

TITLE	DESCRIPTION	TYPE OF SUPPLEMENT	CODE INFORMS	AFSCME 121 Water & Sewer	AFSCME 1542 Aviation	AFSCME 3292 Solid Waste	AFSCME 199 General	GSAF Professional	GSAF Supervisors	IAFF	PBA Rank & File	PBA Supervisors	Transport Workers Union	Non-Bargaining
<b>Service Excellence Supplement</b>	Full time Miami-Dade Aviation Department employees who obtain a Service Excellence Certification will receive one (1) pay step increase bi-weekly. Personnel Currently receiving the Aircraft Operating Area Proficiency Allowance (AOA) pay shall not be eligible for (SE) supplement. Personnel that receive the Trades Proficiency Allowance shall not be eligible to receive the (SE) supplement. Employees of Miami-Dade Aviation Department will only be eligible to receive a maximum adjustment of no more than a three (3) pay step increase.	1 Step	SRVEXC (SE)		X				X					
<b>HR Certification Institute/ Society Human Resource Mgmt. Certificate</b>	Employees in the Personnel Administration classifications, below the level of division director, who obtain and maintain current HR Certification Institute Professional in Human Resources (PHR), Senior Professional in Human Resources (SPHR), Society of Human Resources Management Certified Professional (SHRM-CP), or Senior Certified Professional (SHRM-SCP) certifications may be eligible to receive the equivalent of one (1) pay step. An employee is eligible to receive supplemental payment for only one of the aforementioned certifications.	1 Step	SHRMC (1G)		X			X	X					X

TITLE	DESCRIPTION	TYPE OF SUPPLEMENT	CODE INFORMS	AFSCME 121 Water & Sewer	AFSCME 1542 Aviation	AFSCME 3292 Solid Waste	AFSCME 199 General	GSAF Professional	GSAF Supervisors	IAFF	PBA Rank & File	PBA Supervisors	Transport Workers Union	Non-Bargaining
<b>Solid Waste Training Program</b>	Employees of the Solid Waste Management Department when undergoing a training program for the purpose of providing promotional opportunities for employees in the bargaining unit will receive the equivalent of one (1) pay step for the duration of their participation in the program.	1 Step	SWTRNP (01)			X								
<b>Special Investigative Duty</b>	Law enforcement personnel classified as Police Officers assigned to special investigative duties in the Internal Review Section, or as authorized by the Director, Miami-Dade Police Department, shall receive \$10.00 biweekly.	Flat Rate	SPCINV (41)								X			
<b>Special Investigator</b>	Firefighting personnel assigned full-time duties to the Miami-Dade Fire Rescue Fire Chief's Office, the Division of Professional Standards, or the Operations Administrative Division shall receive 5%	Percent	SPINV% (86)							X				

TITLE	DESCRIPTION	TYPE OF SUPPLEMENT	CODE INFORMS	AFSCME 121 Water & Sewer	AFSCME 1542 Aviation	AFSCME 3292 Solid Waste	AFSCME 199 General	GSAF Professional	GSAF Supervisors	IAFF	PBA Rank & File	PBA Supervisors	Transport Workers Union	Non-Bargaining
<b>Special Operations; Fire</b>	Firefighting personnel who are assigned full-time to the Special Operations Division, shall be eligible to receive the equivalent of one (1) pay step in accordance with rules, regulations and protocols established and maintained by the department. The Mayor and the Fire Chief, Miami-Dade Fire Rescue Department shall retain the authority and discretion to determine the number of employees who will receive this pay supplement. This supplement does not apply to employees covered by Articles 6.6, 6.11, 6.12, 6.14, 6.19 and 6.20 of the Dade County Association of Fire Fighters, Local 1403, collective bargaining agreement. Employees, who are otherwise eligible but are at maximum or longevity steps will receive 5% above their regular rate.	1 Step	SPCOPS (ZA)							X				
<b>Special Operations; Lifeguard &amp; Beach Safety</b>	MDFR Lifeguard 1, MDFR Lifeguard 2, and Beach Safety Manager assigned to the Special Operations Division shall receive 2.5% above their regular rate of pay.	Percent	SPCOP% (SO)						X					
<b>Special Projects - Fire Chief</b>	Firefighting personnel, Dispatchers, Dispatchers Supervisors who are assigned to special projects as defined and approved by the Fire Department Director, shall receive 5%.	Percent	SPFRCF (8A)							X				
<b>Special Response Team</b>	Police personnel who are certified and assigned to the Miami-Dade Police Department Special Response Teams or the Warrants Bureau shall receive two (2) pay step.	2 Step	SPCRT (42)								X	X		

TITLE	DESCRIPTION	TYPE OF SUPPLEMENT	CODE INFORMS	AFSCME 121 Water & Sewer	AFSCME 1542 Aviation	AFSCME 3292 Solid Waste	AFSCME 199 General	GSAF Professional	GSAF Supervisors	IAFF	PBA Rank & File	PBA Supervisors	Transport Workers Union	Non-Bargaining
<b>Split Shift</b>	Employees required to work an eight (8) hour shift, with interim time off which consumes more than one (1) hour, may be eligible to receive the equivalent of one (1) pay step in addition to the normal pay rate.	1 Step	INACTIVE (04)				X							
<b>State Certified Instructors</b>	Fire personnel assigned full-time to the Training Division, who possess and maintain a State Certified Instructors Certification as a condition of their bid; or during any department assigned training approved by the division, shall receive an additional 2.5% above their regular rate.	Percent	INSTC (8B)							X				
<b>State Certified Paramedics with Protocol Certification</b>	Firefighting personnel, who are State Certified Paramedics and have passed Department Paramedic Protocol Certification, shall be paid at a rate of 24% above their regular rate of pay.	Percent	FIRPRM (PC)							X				
<b>Stenographic Reporter - Certified</b>	Employees in the classification of Stenographic Reporter Supervisor and Stenographic Reporter who maintain current certification as Registered Professional Reporter shall receive the equivalent of one (1) pay step.	1 Step	INACTIVE (0C)				X							
<b>Substance Abuse Professional Certificate</b>	Professional employees in the Employee Support Services Section of the Human Resources Department, who obtain and maintain current the certification as a Substance Abuse Professional (SAP), may be eligible to receive the equivalent of one (1) pay step.	1 Step	SBABPC (1U)						X					X

TITLE	DESCRIPTION	TYPE OF SUPPLEMENT	CODE INFORMS	AFSCME 121 Water & Sewer	AFSCME 1542 Aviation	AFSCME 3292 Solid Waste	AFSCME 199 General	GSAF Professional	GSAF Supervisors	IAFF	PBA Rank & File	PBA Supervisors	Transport Workers Union	Non-Bargaining
<b>Survey Technician Certification</b>	Employees in the classifications of Engineering Survey Technician 1, Engineering Survey Technician 2, W&S Engineering Survey Technician 1, W & S Engineering Survey Technician 2 and Engineering Survey Technician Supervisor, who obtain and maintain current the Survey Technician Certification through the National Society of Professional Surveyors (NSPS), may be eligible to receive the equivalent of one (1) pay step. Employees will not be eligible for multiple Survey Technician Certification supplements.	1 Step	SRVTCH (1X)	X			X		X					
<b>Solid Waste Management Truck Wash</b>	Full time bargaining unit employees the Solid Waste Management Department in the classifications of Welder, Waste Plant Mechanic, Maintenance Mechanic, Maintenance Repairer, Environmental Technician 2 and (Semi-Skilled Laborer assigned to Truck Wash), shall receive a \$50 bi-weekly pay supplement.	Flat Rate	SWMTW (SW)				X							
<b>Tax Collection - Certified</b>	Finance Department employees in the classifications listed in Appendix E, who possess a current certification in good standing as a Florida Collector Assistant issued by the Florida Department of Revenue, shall receive the equivalent of one (1) pay step.	1 Step	ATXCLR (0E)				X	X	X					X

TITLE	DESCRIPTION	TYPE OF SUPPLEMENT	CODE INFORMS	AFSCME 121 Water & Sewer	AFSCME 1542 Aviation	AFSCME 3292 Solid Waste	AFSCME 199 General	GSAF Professional	GSAF Supervisors	IAFF	PBA Rank & File	PBA Supervisors	Transport Workers Union	Non-Bargaining
<b>Track Equipment Operator</b>	Department of Transportation and Public Works employees in the classification of Track Equipment Operator, who are required by their department to perform major mechanical repair work on specialized equipment, shall receive the equivalent of one (1) pay step for each pay period in which a majority of the hours is involved in the performance of such work.	1 Step	INACTIVE (OH)										X	
<b>TR/Technical Response Truck</b>	Firefighting personnel certified by the Department as Marine Firefighters and assigned full time duties on a marine firefighting unit (Port of Miami) shall be paid at a rate one step above the regular rate of pay except employees at the maximum step of the pay range who shall receive 5% above their regular rate, in accordance with rules, regulations, and protocols established and maintained by the Department. The County Mayor and the Director of the Miami-Dade Fire Rescue Department shall retain the authority and discretion to determine the number of employees who will receive this pay supplement. This supplement does not apply to employees covered by Article 6.18.	1 Step	TECTK (ZF)							X				
<b>TR – Technical Rescue</b>	Firefighting personnel who are certified by the Department as Technical Rescue Technicians and assigned full time duties on a Technical Rescue Unit shall be paid at a rate one step above their regular rate of pay	1 Step	FRTRS (TR)							X				

TITLE	DESCRIPTION	TYPE OF SUPPLEMENT	CODE INFORMS	AFSCME 121 Water & Sewer	AFSCME 1542 Aviation	AFSCME 3292 Solid Waste	AFSCME 199 General	GSAF Professional	GSAF Supervisors	IAFF	PBA Rank & File	PBA Supervisors	Transport Workers Union	Non-Bargaining
	<p>except employees at the maximum step of the pay range who shall receive 5% above their regular rate, in accordance with rules, regulations, and protocols established and maintained by the Department. This supplement does not apply to employees covered by Article 6.18. Upon ratification of this agreement by both parties, all firefighting personnel who are duly certified as Technical Rescue Specialist in accordance with rules, regulations and protocols established and maintained by the Fire Department, shall also be paid 5% above their regular rate of pay for all hours worked on a Technical Rescue Specialty Unit (e.g. Squad 69) or if assigned full time duties in the Technical Rescue Bureau (except only those bargaining unit employees currently assigned to the bureau prior to ratification shall be paid one step above their regular rate of pay).</p>													
<b>Trades Allowance</b>	<p>Employees with permanent status in classifications designated in the Collective Bargaining Agreement (For AFSCME 1542 please refer to Article 65 of the contract) &amp; (For AFSCME 199 please refer to Article 45 of the contract) will receive a Trade Allowance equivalent of one (1) additional pay step.</p>	1 Step	TRDS (07)		X		X							



TITLE	DESCRIPTION	TYPE OF SUPPLEMENT	CODE INFORMS	AFSCME 121 Water & Sewer	AFSCME 1542 Aviation	AFSCME 3292 Solid Waste	AFSCME 199 General	GSAF Professional	GSAF Supervisors	IAFF	PBA Rank & File	PBA Supervisors	Transport Workers Union	Non-Bargaining
<b>Trades Allowance Non-Union</b>	Employees with permanent status in journeyman trades classifications, who are approved by the Human Resources Department, shall receive a Trades Allowance the equivalent of one (1) pay step.	1 Step	INACTIVE (18)											X
<b>Trades Allowance - Water &amp; Sewer</b>	Employees in classifications designated in the Collective Bargaining Agreement whose pay rates are "over maximum" will receive a Trades Allowance of \$20.00 biweekly. Employees who previously earned the trade proficiency allowance, and who take a lateral or promotional position to a classification designated in the Collective Bargaining Agreement, will maintain the allowance uninterrupted.	Flat Rate	INACTIVE (62)	X										
<b>Trades Allowance Water &amp; Sewer</b>	Employees with permanent status in classifications designated in the Collective Bargaining Agreement whose pay rates are not "over maximum" will receive a Trades Allowance of one (1) pay step. Employees who previously earned the trade proficiency allowance, and who take a lateral or promotional position to a classification designated in the Collective Bargaining Agreement, will maintain the allowance uninterrupted.	1 Step	WSTRDA (11)	X										
<b>Trades Supervisor Contractor</b>	Employees who regularly qualify as a contractor by obtaining permits in a particular trade, and who are in classifications with salary ranges that are below pay grade 05 or in	1 Step	NANTRC (0Q)				X		X					X

TITLE	DESCRIPTION	TYPE OF SUPPLEMENT	CODE INFORMS	AFSCME 121 Water & Sewer	AFSCME 1542 Aviation	AFSCME 3292 Solid Waste	AFSCME 199 General	GSAF Professional	GSAF Supervisors	IAFF	PBA Rank & File	PBA Supervisors	Transport Workers Union	Non-Bargaining
	pay step ranges below the level of Construction Manager 2, may be eligible to receive the equivalent of one (1) pay step.													
<b>Trash Truck Driver 1 - Roll Off Vehicle</b>	Full-time employees of the Solid Waste Management Department in the classification of Trash Truck Driver 1 who are regularly assigned to operate roll-off vehicles shall receive the equivalent of one (1) pay step.	1 Step	TTDRV1 (0V)			X								
<b>Marine Unit</b>	Firefighting personnel, who have been certified by the Miami-Dade Fire Rescue Department as Technical Rescue Technicians or Marine Firefighters and are assigned full-time duties on a technical response truck (TRT) or Marine Fire Fighting Unit (Port of Miami), shall be eligible to receive the equivalent of one (1) pay step. The Mayor and the Fire Chief, Miami-Dade Fire Rescue Department shall retain the authority and discretion to determine the number of employees who will receive this pay supplement. This supplement does not apply to employees covered by Article 6.19 of the Dade County Association of Fire Fighters, Local 1403, collective bargaining agreement. Employees, who are otherwise eligible but are at maximum or longevity steps of the salary range, will receive 5% above their regular rate.	1 Step	FRMRN (ZB)						X					

TITLE	DESCRIPTION	TYPE OF SUPPLEMENT	CODE INFORMS	AFSCME 121 Water & Sewer	AFSCME 1542 Aviation	AFSCME 3292 Solid Waste	AFSCME 199 General	GSAF Professional	GSAF Supervisors	IAFF	PBA Rank & File	PBA Supervisors	Transport Workers Union	Non-Bargaining
<b>Traffic Signal</b>	Employees in the classifications of Traffic Signal Technicians 1, 2, and Traffic Signal Technician Supervisor who are assigned duties as Bench Technicians may be eligible to receive the equivalent of one (1) pay step.	1 Step	TRFTCH (0P)				X		X					
<b>Transfer Station Superintendent</b>	Full time Bargaining Unit Employees in the Solid Waste Management Department in the classification of Transfer Station Superintendent shall receive one (1) pay step.	1 step	TRNSPT (TS)					X						
<b>Transit Clerk Allowance</b>	Employees in the bargaining unit classifications of Control Clerk, Stock Clerk, Maintenance Clerk, Service Clerk, and Procurement Clerk, shall be entitled to receive a forty dollar (\$40) bi-weekly pay allowance.	Flat Rate	TPCALW (CR)										X	
<b>Transit Operations Support Allowance</b>	Employees in the bargaining unit classifications of Track Equipment Operator, Rail Structural Repairer, Track Repairer, Maintenance Worker, DTPW Welder, and those designated as Technicians, shall be entitled to receive a one and one-half percent (1.5%) operations support pay allowance.	Percent	SPD (SP)										X	
<b>TWU Allowance</b>	Employees in the bargaining unit classification of Bus Operator, Train Operator and Guideway Inspection Specialist shall be entitled to receive a four percent (4%) allowance. Effective April 3, 2023, this pay allowance shall increase to 5%.	Percent	TWUALW (TU)										X	

TITLE	DESCRIPTION	TYPE OF SUPPLEMENT	CODE INFORMS	AFSCME 121 Water & Sewer	AFSCME 1542 Aviation	AFSCME 3292 Solid Waste	AFSCME 199 General	GSAF Professional	GSAF Supervisors	IAFF	PBA Rank & File	PBA Supervisors	Transport Workers Union	Non-Bargaining
<b>Underground Dry Wells - Pump Station Division</b>	GSAF employees in the Miami-Dade Water & Sewer Department Pump Station Division and SCADA Section supervising employees entering and performing work inside underground dry wells shall receive two (2) percent as supplemental compensation.	Percent	INACTIVE (UD)						X					
<b>Underwater Search &amp; Recovery</b>	Law enforcement personnel in the classifications of Police Lieutenant and Police Sergeant, who maintain Police Diver Certification and are assigned to the Special Patrol, Marine Patrol Unit, or Underwater Recovery Unit whose duties include underwater search and recovery shall receive a one (1) step supplement.	1 Step	UDRWSR (44)								X	X		
<b>Venom Response</b>	Firefighting personnel permanently assigned to the Anti-Venom Response Team who possess and maintain a Venomous Reptile License (VRL) shall be eligible to receive one (1) pay step above regular rate of pay or 5%.	1 Step	VENOM (ZV)							X				
<b>Veterinarian Masters in Public Health</b>	Animal Services Department employees in the Veterinarian classification who possess a Master's in Public Health may be eligible to receive the equivalent of one (1) pay step.	1 Step	INACTIVE (1Y)											X
<b>Victim Crime Advocates</b>	Employees in the classification of Victim Crime Act Specialist 1 and Victim Crime Act Specialist 2, who are assigned to the Advocates for Victims Program, shall receive the equivalent of one (1) pay step.	1 Step	VICADV (0R)					X						

TITLE	DESCRIPTION	TYPE OF SUPPLEMENT	CODE INFORMS	AFSCME 121 Water & Sewer	AFSCME 1542 Aviation	AFSCME 3292 Solid Waste	AFSCME 199 General	GSAF Professional	GSAF Supervisors	IAFF	PBA Rank & File	PBA Supervisors	Transport Workers Union	Non-Bargaining
<b>Videographer/ Editor Non-Linear Editing Pay</b>	Community Information and Outreach employees in the Videographer/Editor classification who are assigned to perform non-linear editing shall be eligible to receive an equivalent of one (1) pay step increase.	1 Step	INACTIVE (ZE)						X					
<b>WASD License, Certification, Degree</b>	Full time bargaining unit employees who obtain licenses, certifications, or degrees above the ones they are required to possess for their classification shall receive a five percent (5%) pay supplement. Such licenses, certifications, or degrees must be obtained from an accredited institution, and must be directly related to the work performed by the employee's current classification as determined by the department and approved by the Department Director or its designee. Personnel that are currently receiving a pay supplement for a license, certification or degree related to their current classification shall not be eligible to receive this pay supplement, to include the Welder 6G Level Certification (WC), ASE Certifications, Water Distribution System Operator License (WD), and Water/Wastewater Treatment Plant Operator License (1N).	Percent	WSLIC (CL)	X										
<b>WASD Commercial Driver's License (CDL)</b>	Full-time bargaining unit employees who obtain a Commercial Driver's License (CDL) above the one they are required to possess for their classification, shall	Percent	WSCDL (WL)	X										

TITLE	DESCRIPTION	TYPE OF SUPPLEMENT	CODE INFORMS	AFSCME 121 Water & Sewer	AFSCME 1542 Aviation	AFSCME 3292 Solid Waste	AFSCME 199 General	GSAF Professional	GSAF Supervisors	IAFF	PBA Rank & File	PBA Supervisors	Transport Workers Union	Non-Bargaining
	receive a one and a half percent (1.5%) pay supplement. Personnel that are currently receiving a pay supplement for a license, certification or degree related to their current classification shall not be eligible to receive this pay supplement, to include the Welder 6G Level Certification (WC), ASE Certifications, Water Distribution System Operator License (WD), and Water/Wastewater Treatment Plant Operator License (1N).													
<b>WASD Customer Service Excellence Training</b>	Full-time WASD employees who obtain a Customer Service Excellence Certification will receive a five percent (5%) pay supplement. Full-time WASD employees will be required to be recertified every two (2) years. Personnel that are currently receiving the Hazardous Duty Pay shall not be eligible to receive the Customer Service Excellence supplement. Personnel that receive the Safety Training Supplement shall not be eligible to receive the Customer Service Excellence supplement.	Percent	WSCSEX (CE)	X										
<b>Waste Attendant Landfill</b>	Full time employees in the classification of Waste Attendant 1 assigned to Landfill should receive a \$100 biweekly pay supplement.	Flat Rate	WSTLND (WA)			X								
<b>W&amp;S Civil Violation Notices</b>	Employees in the classifications of W&S Customer Service Representative 1, W&S Customer Service Representative 2, and W&S Meter Readers,	1 Step	WSCVL (CV)	X										

TITLE	DESCRIPTION	TYPE OF SUPPLEMENT	CODE INFORMS	AFSCME 121 Water & Sewer	AFSCME 1542 Aviation	AFSCME 3292 Solid Waste	AFSCME 199 General	GSAF Professional	GSAF Supervisors	IAFF	PBA Rank & File	PBA Supervisors	Transport Workers Union	Non-Bargaining
	who are assigned to the Field Operations Unit within the Retail Customer Service Division, shall receive the equivalent of one (1) pay step for issuing civil violation notices to retail customers. Additionally, full-time bargaining unit employees in the classifications of W&S Backflow Enforcement Specialist and W&S Senior Meter Technician that issue civil citations will receive a one (1) pay step supplement.													
<b>W&amp;S Customer Service Rep. 2 Call Center</b>	Employees in the bargaining unit classification of W&S Customer Service Representative 2 assigned to the Customer Service Unit within the Retail Customer Service Division shall be eligible to receive a one (1) pay step supplement for duties performed within the Call Center.	1 Step	WSCCTR (WS)	X										
<b>Water Distribution System Operator License</b>	Employees who obtain a Water Distribution System Operator License higher than the license they are required to possess for their classification, shall receive the equivalent of one (1) pay step.	1 Step	WDSOPL (WD)	X										
<b>Waste Equipment Operator</b>	Waste Equipment Operators, who are certified Solid Waste Landfill Operators in accordance with the Florida Solid Waste Act may be eligible to receive \$20.00 biweekly.	Flat Rate	WSTEQO (4D)			X								
<b>Waste Equipment Operator Landfill</b>	Full time employees in the classification of Waste Equipment Operator, Landfills System Mechanic, or Trash Truck Driver 1 assigned to Landfill shall	Flat Rate	INACTIVE (WE)			X								

TITLE	DESCRIPTION	TYPE OF SUPPLEMENT	CODE INFORMS	AFSCME 121 Water & Sewer	AFSCME 1542 Aviation	AFSCME 3292 Solid Waste	AFSCME 199 General	GSAF Professional	GSAF Supervisors	IAFF	PBA Rank & File	PBA Supervisors	Transport Workers Union	Non-Bargaining
	receive a \$200.00 biweekly.													
<b>Waste Operations/ Environments</b>	Full time employees who work in Waste Operations/Environments , in operational classifications: Waste Collector, Trash Truck Driver 1, Trash Truck Driver 2, Trash Crane Operator, Waste Truck Driver, Waste Attendant 1 & Waste Equipment Operator, shall receive a five percent (5%) Waste Collection Disposal Pay.	Percent	WSTENV (WO)			X								
<b>Waste Supervisor 1 &amp; 2 Garbage Division</b>	Waste Supervisor 1 & 2 assigned to the Garbage Division shall be paid at a rate two (2) pay steps above the regular rate of pay.	2 Step	INACTIVE (2B)						X					
<b>Water/ Wastewater License Supplement</b>	Employees in the Treatment Operator 1 classification, who attain and maintain either the A-Level or B-Level State of Florida water/wastewater plant operator license, shall receive the equivalent of one (1) pay step. Employees in the Treatment Plant Operator 2 classification, who attain and maintain the A-level State of Florida water/wastewater plant operator license, shall receive the equivalent of one (1) pay step.	1 Step	WWTPL (1N)	X										
<b>Welder's Pay</b>	Employees in the Welder, DTPW Welder, Airport Welder and W&S Welder classification who possess and maintain a current 6G Level Welding Certification may be eligible to receive the equivalent of one (1) pay step.	1 Step	WLDR6G (WC)	X	X		X						X	



**XXVIII. PAY ADJUSTMENTS (ONE TIME, NON-RECURRING)**

<b>One-time non-recurring adjustments are not considered part of an employee's base or adjusted pay.</b>		
<b>TITLE</b>	<b>DESCRIPTION</b>	<b>EARNINGS CODE</b>
Fire Life Safety Plans Review	Employees in the Fire Plans Processor classification or other classifications as determined by the Fire Chief, Miami-Dade Fire Rescue Department and the Human Resources Department, who wish to work on the Life Safety Plans review process "Plus Time and Optional Plan Review Project", will be assigned to review a work bundle of plans outside scheduled work hours. The employees will be required to complete the work bundle outside of the required work schedule. Completion of this assigned work package will entitle the employee to a money adjustment in the amount of \$55.00 per work bundle, not to exceed a total of \$2,000.	FLS
Notice of Acceptance Review Process	Employees in the Product Control Examiner, Senior Product Control Examiner, or related classifications as determined by the Director, Permitting, Environmental Regulatory Affairs and reviewed by the Human Resources Department, will become eligible for this money adjustment, effective the beginning of the next pay period following receipt of all required documentation by the Human Resources Department, who wish to work on product approval application for issuance of Notice of Application (NOA) on Expedited Review, will be assigned a work file unit to review and process outside scheduled work hours. Completion of the assigned work file unit will entitle the employee to a money adjustment of \$75 per file unit, not to exceed \$2,400 per pay period. These employees will be required to complete their work file units outside of the required work schedule on Friday after the close of business through Sunday prior to the beginning of work on Monday. This compensation shall not be considered as part of the employee's base pay.	NAR
Optional Plans Review Program	Employees in the classifications of Building Plans Processor, Electrical Plans Processor, Mechanical Plans Processor, Plumbing Plans Processor, Structural Plans Processor, RER Senior Code Officer, Engineer 1, Engineer 2, Engineer 3, Biologist 1, Biologist 2 or a related classification, as determined by the Director, Building Department, who wish to work in the Optional Plan Review Program will be assigned a work unit of plans for review. The employee will be required to complete the work unit outside of the employee's required work schedule. The work unit must be completed within one workday, Monday through Friday or prior to the beginning of the work day on Monday if the work is assigned for the weekend. Completion of work units will entitle the employee to a money adjustment of a minimum of \$40 to a maximum of \$2,000 biweekly.	OPR
Structural Plans Review Process (Plus Time Project)	Employees in the Structural Plans Processor classification or related classifications, as determined by the Director, Permitting, Environmental Regulatory Affairs, who wish to work on the Structural Plans Review Process "PLUS TIME PROJECT" will be assigned a work package which requires approximately eight (8) hours of work. This employee will be required to complete the package outside of the required work schedule on Friday, after the close of business, through Sunday prior to the beginning of the workday on Monday. All work must be completed within one pay period. Completion of this assigned work package will entitle the employee to a money adjustment in the amount of \$325 for one work package or \$650 for two work packages.	-PTP
Temporary Money Adjustment Police	Employees in the Police Dispatch Supervisor 2, Police Complaint Supervisor 2 and Police Communication Coordinator classifications, who are required by the department to work extended shifts for 15 hours or more beyond their 80 hour pay period, or in the capacity of covering regular or extended shifts in the absence of employees in the Police Dispatch Supervisor 1, or Police Complaint Supervisor 1 classifications upon approval by the Human Resources Department, shall receive a temporary \$700 biweekly money adjustment. This temporary pay supplement shall remain in existence only until such time that staffing levels are at capacity resulting in relief from the current staffing shortages and overtime needs. In addition, if assigned to special project that involve the introduction of new communications technology initiatives to include configuration, deployment, troubleshooting; training that requires work in excess of 15 hours; beyond their 80 hours pay period; those in the classifications will qualify to receive the temporary pay supplement, until the completion of each assigned project.	TPS

APPENDIX A  
(Professional Engineer Certificate – PECERT)

Classifications that have been approved

0291	Manager, ISD Architectural & Engineering Services
0886	Quality Assurance Engineer 1
1020	Engineer 1
1021	Engineer 2
1022	Engineer 3
1023	Engineer 4
1027	Senior Construction Specifications Writer
1032	Architect 1
1033	Architect 2
1034	Architect 3
1043	Road Construction Engineer
1094	Traffic Engineer 1
1095	Traffic Engineer 2
1096	Traffic Engineer 3
1744	ITD Infrastructure Systems Engineer
1746	ITD Senior Infrastructure Systems Engineer
1748	ITD Infrastructure Systems Manager
2167	Building Plans Processor
2168	Electrical Plans Processor
2169	Mechanical Plans Processor
2170	Plumbing Plans Processor
2172	Roofing Plans Processor
2186	Building Trade Section Supervisor
5016	Section Chief, Aviation
5018	Senior Section Chief, Aviation
5135	Chief, Aviation Planning
5282	Airport Engineer
5349	Aviation Senior Infrastructure Systems Engineer
5589	SCADA Operations Specialist
5605	Water/Wastewater Ops Manager
5966	W & S Plant Electrical Supervisor
6601	Construction Field Representative
6610	Construction Manager 1
6611	Construction Manager 2
6612	Construction Manager 3
6616	DTPW Infrastructure Manager
7357	Landscape Architect 1
7358	Landscape Architect 2
8358	DTPW Field Test Engineer
8916	Cultural Affairs Construction Projects Manager

Employees in engineering, architectural, land surveying or construction management classifications, as enumerated in Appendix A, who possess a license from the State of Florida as a Professional Engineer, Registered Architect, Professional Land Surveyor, or Professional Landscape Architect shall receive the equivalent of one (1) pay step. Employees will become eligible for this supplement effective the beginning of the next pay period following receipt of required documentation by the Human Resources Department. An employee is eligible to receive supplemental payment for only one of the aforementioned licenses. Continued eligibility for this supplement is contingent upon maintaining current licensure. Employees will be required to present proof that current licensure has been maintained.

\* Other directly related professional job classifications which contain the same or highly comparable duties and responsibilities and in which the employee possesses the Professional Engineer, Registered Architect, Professional Land Surveyor or Professional Landscape Architect License must be reviewed and approved by the Human Resources Department.

APPENDIX B  
 (Property Appraiser Certificate of Florida Evaluators – FLEVAL, FLAPPR, PAEVAL)

---

Classifications that have been approved \*

0102	Property Appraiser Clerk 1
0103	Property Appraiser Clerk 2
0104	Realty Change Clerk
0107	Property Appraiser Field Evaluator
0110	Real Estate Evaluator 1
0111	Real Estate Evaluator 2
0119	PA Quality Control Specialist
0120	Income Evaluation Specialist
0122	Property Evaluation Specialist
0131	Personal Property Evaluator 1
0132	Personal Property Evaluator 2
0133	Property Appraiser Tax Roll Coordinator
0137	Property Appraiser Legal Specialist 1
0139	PA Computer Operations Specialist
0140	Property Appraiser Supervisor 1
0141	Property Appraiser Supervisor 2
0157	Property Appraiser Tax Roll Manager
0158	PA Senior System Administrator
0159	Property Exemptions Clerk
0160	Senior Property Exemptions Clerk
0161	Property Exemptions Evaluator 1
0162	Property Exemptions Evaluator 2
0163	Property Exemptions Specialist

Employees who joined the Office of the Property Appraiser and were certified prior to October 1, 2014 will be eligible to receive a maximum adjustment of no more than the equivalent of three pay steps for any combination of the above (FLEVAL, FLAPPR, PAEVAL) certifications. Employees who joined the Office of the Property Appraiser who were certified after October 1, 2014 will be eligible to receive a maximum adjustment of no more than the equivalent of two pay steps for any combination of the above (FLEVAL, FLAPPR, PAEVAL) certifications. Employees in the Office of the Property Appraiser in the classifications listed in Appendix B who possess a current certification in good standing from the American Society of Appraisers (ASA-Uban or ASA-Real Estate), or the American Institute of Real Estate Appraisers (M.A.I.), or the Society of Real Estate Appraisers (SRPA), or the International Association of Assessing Officers (CAE), shall receive two (2) pay steps. Employees in the Office of the Property Appraiser in Classifications listed in Appendix B of the County Pay Plan who possess a current certification in good standing of Mass Appraisal Specialist (MAS) issued by the International Association of Assessing Officers (IAAO) will receive one (1) pay step. Employees in the Office of the Property Appraiser in the classifications listed in Appendix B who possess a current certification in good standing from the American Institute of Real Estate Appraisers (RM), or the Society of Real Estate Appraisers (SRA), or the American Society of Appraisers (ASA – Ad Valorem, ASA – Residential), or the International Association of Assessing Officers (PPS or RES) shall receive one (1) pay step. Employees in the Office of Property Appraiser in the classifications listed in Appendix B who possess a current certification in good standing of Florida State Certified (Residential or General) Real Estate Appraiser shall receive one (1) pay step. Employees in the Office of the Property Appraiser Clerk classification and in the classifications listed in Appendix B, who possess a current certification of Florida Evaluator in good standing issued by the Florida Department of Revenue, shall receive one (1) pay step.

\* Other directly related professional job classifications which contain the same or highly comparable duties and responsibilities and in which the employee possesses the American Institute of Real Estate Appraisers (M.A.I.), Society of Real Estate Appraisers (SRPA), American Society of Appraisers (ASA-Real Estate), International Association of Assessing Officers (CAE), American Institute of Real Estate Appraisers (RM), Society of Real Estate Appraisers (SRA), American Society of Appraisers (ASA-Ad Valorem), (ASA-Residential), or the International Association of Assessing Officers (PPS or RES), Certification of Florida Evaluator (CFE) issued by the State of Florida Department of Revenue, certifications must be reviewed and approved by the Human Resources Department.

APPENDIX C  
(Certified Public Accountant – CPA)

---

Classifications that have been approved\*

0315	Accountant 1
0316	Accountant 2
0317	Accountant 3
0318	Accountant 4
0353	Finance Section Assistant Manager
0354	Finance Section Manager
0374	Manager, Financial Reporting
0375	Assistant Controller
0378	Finance Auditing & Reporting Administrator
0379	Finance Chief
0383	Senior Finance Analyst
0841	Budget Administrator
0849	Departmental Assistant Controller
1758	Manager ITD Finance & Budget
3526	Manager, PHCD Accountant Administrator
4009	Courts Financial Operations Officer
4059	Courts Accountant 4
5237	Airport Revenue Control Analyst 1
5238	Airport Revenue Control Analyst 2
5239	Airport Revenue Control Analyst 3
5339	Airport Accountant 1
8656	BCC Associate Auditor
8658	BCC Audit Manager
8666	BCC Financial Analyst 1
8667	BCC Financial Analyst 2
8668	BCC Senior Financial Analyst
8688	BCC Financial Analyst 3
8689	BCC Financial Coordinator
8690	BCC Financial Manager

Employees in accounting classifications listed in Appendix C, who obtain and maintain current a valid license from the State of Florida as a Certified Public Accountant (CPA), upon authorization by the Department and review by the Human Resources Department, shall receive the equivalent of one (1) pay step. Employees will become eligible for this supplement effective the beginning of the next pay period following the receipt of all required documentation by the Human Resources Department.

- \* Other directly related professional job classifications which contain the same or highly comparable duties and responsibilities and in which the employees possess the Certified Public Accountant license must be reviewed and approved by the Human Resources Department.

APPENDIX D  
(Certified Employee Benefit Specialist - INACTIVE &  
Certified Compensation Professional – INACTIVE)

---

Classifications that have been approved \*

0449	Assistant Chief, HR Compensation and Job Analysis
0543	HR Personnel Services Specialist 2
0553	HR Compensation and Job Analyst
1937	Senior Employee Benefits Specialist
1938	Benefits Supervisor

Employees in the classifications listed in Appendix D, who obtain and maintain current the Certified Employee Benefit Specialist certification, upon authorization by the Department and review by the Human Resources Department, shall receive the equivalent of one (1) pay step. Employees will become eligible for this supplement effective the beginning of the next pay period following the receipt of all required documentation by the Human Resources Department.

Employees in the classifications listed in Appendix D, who obtain and maintain current the Certified Compensation Professional certification, upon authorization by the Department and review by the Human Resources Department, shall receive the equivalent of one (1) pay step. Employees will become eligible for this supplement effective the beginning of the next pay period following the receipt of all required documentation by the Human Resources Department.

\*Other directly related professional job classifications which contain the same or highly comparable duties and responsibilities and in which the employee possesses the Certified Employee Benefit Specialist, or the Certified Compensation Professional certification must be reviewed and approved by Human Resources Department.

APPENDIX E  
(Certified Tax Collection – ATXCLR)

---

Classifications that have been approved

0305	Paralegal Collection Specialist
0306	Paralegal Supervisor
0315	Accountant 1
0316	Accountant 2
0317	Accountant 3
0318	Accountant 4
0338	Convention/Tourist Tax Examiner
0348	Finance Collection & Enforcement Officer
0352	Tax Collector Revenue Specialist
0359	Tax Collector Manager
0360	Tax Collector Supervisor 1
0361	Tax Collector Supervisor 2
0362	Tax Collector Manager
0370	Assistant Tax Collector
0379	Finance Chief (AD Valorem Taxes)
0810	Administrative Officer 1 (Finance)
0811	Administrative Officer 2 (Finance)
0812	Administrative Officer 3 (Finance)
1832	Network Manager 1
0351	Senior Tax Records Specialist
0349	Tax Records Specialist 1
0350	Tax Records Specialist 2
0341	Tax System Manager
0832	Special Projects Administrator 2 (as approved by HR)

Finance Department employees in the classifications listed in Appendix E, who possess a current certification in good standing as a Florida Collector Assistant issued by the Florida Department of Revenue, shall receive the equivalent of one (1) pay step.

APPENDIX F  
(Certified Purchasing & Contract Professional – PRCHCT)

---

Classifications that have been approved\*

0134	Property Appraiser Procurement Manager
0168	Procurement Vendor Services Specialist
0171	Procurement Contracting Associate
0176	Manager, Procurement Vendor Services
0181	Procurement Contracting Manager
0187	Procurement Contracting Officer 3
0188	Procurement Contracting Officer 1
0189	Procurement Contracting Officer 2
0190	Procurement Analyst
0197	Procurement Policies & Training Coordinator
0260	Manager, ISD (Procurement)
0265	Construction Contracts Specialist
0270	Buyer
0660	IT Contracts & Procurement Officer
0661	IT Contracts & Procurement Supervisor
0811	Administrative Officer 2 (Procurement)
0812	Administrative Officer 3 (Procurement)
0831	Special Projects Administrator 1 (Procurement)
0834	Manager, Fiscal Resources
0890	Warehousing & Stores Superintendent
1463	Manager Seaport Contracts and Procurement
1712	IT Contracts & Procurement Specialist
1713	IT Senior Contracts and Procurement Officer
3820	Contracts Officer
4011	Courts Procurement Officer
4012	Courts Senior Procurement Officer
4086	Courts Procurement Manager
4176	Manager, MDRF Purchasing Services
5277	Aviation Warehouse & Purchasing Supervisor
5295	Airport Purchasing Specialist
5297	Aviation Senior Procurement Contract Officer
5756	W&S Utility Supply Specialist 2
5760	W&S Purchasing Specialist
5918	Utilities Supply Supervisor
5931	A/E Professional Services Manager
5988	Cf, W&S Intgov Aff & A/E Ctrcs
6136	Fleet Contracts & Procurement Manager
6348	Manager, Procurement & Contracts
7272	Purchasing Specialist
7281	Manager, PROS Contracts Administration
8120	DTPW Purchasing & Stores Supervisor
8465	Departmental Contracts and Procurement Manager

Employees below the level of division director, as enumerated in Appendix F, whose primary job function is contract procurement and/or purchasing, and who obtain and maintain current either a National Institute of Government Purchasing (Certified Public Purchasing Officer, Certified Professional Public Buyer), State of Florida (Florida Certified Purchasing Agent, Florida Certified Purchasing Manager, Florida Certified Contract Manager, Florida Certified Contract Negotiator), or Institute for Supply Management (Certified Purchasing Manager or Certified Professional in Supply Management) purchasing certification, upon authorization of the department and review by the Human Resources Department, shall receive the equivalent of one (1) pay step. Employees will become eligible for this supplement effective the beginning of the next pay period following receipt of required documentation by the Human Resources Department. An employee is eligible to receive supplemental payment for only one of the aforementioned certifications.

\* Other directly related job classifications which contain the same or highly comparable duties and responsibilities and in which the employee possesses the referenced certification(s) must be reviewed and approved by the Human Resources Department.

APPENDIX G  
(Corrections Department Trades – CRTRD)

---

Classifications that have been approved

6101	Maintenance Mechanic
6501	Maintenance Repairer
6506	Locksmith
6508	Carpenter
6510	Electrician
6525	Plasterer
6527	Plumber
6532	Refrigeration/AC Mechanic
6560	Welder
6573	Electronic-Electrical Equipment Technician 2
7253	Maintenance Technician

Corrections and Rehabilitation Department employees in trade classifications listed in Appendix G, who are designated by the Department to work in the jail facilities, shall be eligible to receive the equivalent of two (2) pay steps.



APPENDIX H  
(Correctional Officer Maintenance Supervisor – COMNSP)

---

Classifications that have been approved

4557	C&R Trade Superintendent
4558	C&R Facilities Manager
4559	C&R Facilities Superintendent
6468	Maintenance Supervisor
6512	Electrician Supervisor
6528	Plumber Supervisor
6533	Refrigeration/AC Mechanic Supervisor
6553	Security Alarm Systems Supervisor

Corrections and Rehabilitation Department employees in trade supervisory classifications listed in Appendix H, who are designated by the department to work in the jail facilities, shall be eligible to receive the equivalent of two (2) pay steps.

APPENDIX I  
(Hazardous Duty – HZRDWS)

---

Classifications that have been approved

1966	W&S Safety Officer
5526	W&S Structural Maintenance Supervisor (General Maintenance)
5541	Pipefitter Supervisor (Water Transmission & Distribution)
5546	W&S Instrument Technician Supervisor (Meter Installation)
5574	W&S Service Technician Supervisor (Water Transmission & Distribution)
5603	Water Distribution Supervisor (Water Transmission & Distribution)
5631	W&S Env Compliance Spec 1
5632	W&S Env Compliance Spec 2
5762	W&S Laboratory Technician 1 (Laboratory)
5765	W&S Laboratory Technician 2 (Laboratory)
5802	W&S Semi-Skilled Laborer (Meter Installation, Water Transmission & Distribution)
5803	W&S Maintenance Repairer (Meter Installation, Water Transmission & Distribution)
5804	W&S Maintenance Mechanic (Meter Installation, Water Transmission & Distribution, Wastewater Collection & Transmission Line)
5805	W&S Welder (Water Transmission & Distribution)
5828	W&S Automotive Equipment Operator 2 (Water Transmission & Distribution)
5830	W&S Heavy Equipment Operator (General Maintenance, Meter Installation, Water Transmission & Distribution, Procurement & Stores)
5837	W & S Service Technician 1
5838	W&S Service Technician 2 (All divisions)
5846	W&S Plant Mechanic (Water Transmission & Distribution)
5848	W&S Pipefitter (Water Transmission & Distribution)
5850	W&S Instrument Technician (Meter Installation)
5858	W&S Flow Meter Technician (Meter Installation)
5866	W&S Valve Exercise Technician (Water Transmission & Distribution)
5872	W&S Structural Maintenance Worker (All divisions)
5880	W&S Electrician (Meter Installation)
5882	W&S Plumber (General Maintenance)
5895	W&S Projects Inspector 1 (All divisions except Pump Stations and Wastewater Collection and Transmission Line)
5923	W & S Senior Microbiologist (Laboratory)
5925	W & S Microbiologist (Laboratory)
5926	W & S Environmental Chemist 1 (Laboratory)
5927	W & S Environmental Chemist 2 (Laboratory)
5973	Leak Detection Field Supervisor (Water Transmission & Distribution)
6046	Public Works Supervisor 1 (Water Transmission & Distribution)
5945	W&S Meter Repair Supervisor (Meter Installation)
6610	Construction Manager 1 (Construction Management Section, Utility Plant Engineering and Construction)
	Construction Manager 2 (Priority Projects Program, Construction Management Section, Utility Plant Engineering and Construction)
6611	W&S Construction Projects Supervisor 1 (Priority Projects Program, Construction M Utility Plant Engineering and Construction)
5579	W&S Construction Projects Supervisor 1 (Priority Projects Program, Construction Management Section, Donations Construction Inspection Section) Management Section, Donations Construction Inspection Section)

Water & Sewer Department employees in the classifications listed in Appendix I, who are designated by the department to who work in hazardous or unusual working conditions within specified departmental areas, shall be eligible to receive the equivalent of one (1) pay step.

APPENDIX J  
(Hazardous Duty Pay – HZD2WS)

---

Classifications that have been approved

5526	W&S Structural Maintenance Supervisor (Water Production & Maintenance, Pump Station, Wastewater Treatment)
5539	W&S Sewer Collection System Supervisor (Wastewater Collection & Transmission Line)
5541	Pipefitter Supervisor (Wastewater Collection and Transmission Line)
5546	W&S Instrument Technician Supervisor (SCADA/Telemetry, Water Production, Wastewater Treatment)
5555	Treatment Plant Supervisor (Water Production, Wastewater Treatment)
5559	Lime Production Plant Supervisor (Water Production)
5603	Water Distribution Supervisor (Wastewater Collection & Transmission Line)
5802	W&S Semi-Skilled Laborer (Water Production & Maintenance, Wastewater Collection & Transmission Line, Wastewater Treatment & Maintenance)
5803	W&S Maintenance Repairer (Water Production & Maintenance, Pump Station Maintenance, Wastewater Collection & Transmission Line)
5804	W&S Maintenance Mechanic (Water Production & Maintenance, Pump Station Maintenance)
5806	Sewer Inspection Technician 1 (Wastewater Collection & Transmission Line)
5807	Sewer Inspection Technician 2 (Wastewater Collection & Transmission Line)
5817	W&S Utility Equipment Technician (General Maintenance)
5825	W&S Septic Waste Attendant (Wastewater Treatment & Maintenance)
5827	W&S Automotive Equipment Operator 1 (General Maintenance)
5828	W&S Automotive Equipment Operator 2 (General Maintenance, Wastewater Collection & Transmission Line, Wastewater Treatment & Maintenance)
5830	W&S Heavy Equipment Operator (Water Production & Maintenance, Wastewater Collection & Transmission Line, Wastewater Treatment & Maintenance)
5840	W&S Plant Electrician (Water Production & Maintenance, Wastewater Treatment & Maintenance, Telemetry/SCADA – Water and Wastewater Plants Only, Pump Station Maintenance, General Maintenance)
5842	W&S Power Plant Operator 1 (Water Production & Maintenance)
5843	W&S Power Plant Operator 2 (Wastewater Treatment & Maintenance)
5841	W & S Plant Electrical Projects Specialist (Water Production and Maintenance)
5844	W&S Plant Diesel Mechanic (Water Production & Maintenance, Wastewater Treatment & Maintenance, Pump Station Maintenance)
5846	W&S Plant Mechanic (Water Production & Maintenance, Wastewater Treatment & Maintenance, Pump Station Maintenance)

APPENDIX J  
(Hazardous Duty Pay – HZD2WS)

---

Classifications that have been approved

5848	W&S Pipefitter (Wastewater Collection & Transmission Line)
5850	W&S Instrument Technician (Water Production & Maintenance, Wastewater Treatment & Maintenance, Telemetry/SCADA – Water and Wastewater Plants Only)
5852	W&S Treatment Plant Operator 1 (Water Production & Maintenance, Wastewater Treatment & Maintenance)
5853	W&S Treatment Plant Operator 2 (Water Production & Maintenance, Wastewater Treatment & Maintenance)
5855	W&S Sludge Dewatering Operator 1 (Wastewater Treatment & Maintenance)
5856	W&S Sludge Dewatering Operator 2 (Wastewater Treatment & Maintenance)
5858	W&S Flow Meter Technician (Wastewater Collection & Transmission Line)
5860	W&S Lime Production Plant Operator 1 (Water Production & Maintenance)
5861	W&S Lime Production Plant Operator 2 (Water Production & Maintenance)
5866	W&S Valve Exercise Technician (Wastewater Collection & Transmission Line)
5867	W&S Sewer Lateral Repairer (Wastewater Collection & Transmission Line)
5872	W&S Structural Maintenance Worker (Wastewater Treatment & Maintenance, Pump Station Maintenance, Water Production & Maintenance)
5878	W&S Refrigeration/AC Mechanic (General Maintenance)
5880	W&S Electrician (General Maintenance)
5895	W & S Projects Inspector 1 (Pump Stations Maintenance and Wastewater Collection & Transmission Line)
5899	W&S CCTV Equipment Inspection Technician (Wastewater Collection & Transmission Line)
5966	W&S Plant Electrical Supervisor (General Maintenance, Water Production, SCADA/Telemetry, Pump Stations, Wastewater Treatment)
5969	W&S Operations & Maintenance Supervisor (Pump Stations)
5970	W&S Plant Diesel Maintenance Supervisor (Water Production, Pump Station, Wastewater Treatment)
5972	W&S Plant Maintenance Supervisor (Water Production, Pump Stations, Wastewater Treatment)
6046	Public Works Supervisor 1 (General Maintenance, Water Production & Maintenance, Wastewater Collection and Transmission Line, Wastewater Treatment)
6116	Utility Equipment Technician Supervisor (General Maintenance)
6533	Refrigeration/Air-Conditioning Mechanic Supervisor (General Maintenance)

Water & Sewer Department employees in the classifications listed in Appendix J, who are designated by the department to who work in hazardous or unusual working conditions within specified departmental areas, shall be eligible to receive the equivalent of two (2) pay steps.

APPENDIX K  
(Airfield Proficiency Allowance – AIRFLD)

---

Classifications that have been approved

0230	Records Center Supervisor
5202	Airport Operations Supervisor
5203	Airport Senior Operations Agent
5204	Airport Operations Agent
5205	Airport Operations Specialist
5208	Airport Telecommunications Installer
5213	Airport Telecommunications Technician
5214	Airport Senior Telecommunications Technician
5253	Airport Noise & Wildlife Officer
5262	Airport Maintenance Supervisor
5265	Airport Plant Maintenance Supervisor
5268	Airport Load Bridge Maintenance Supervisor 2
5271	Facilities Maintenance Contracts Specialist
5272	Airport Facilities Superintendent
5274	Airport Lighting Supervisor
5276	Airport Fire Suppress Systems Supervisor
5277	Aviation Warehouse & Purchasing Supervisor
5279	Aviation APM Systems Supervisor
5291	Airport Security Compliance Officer
5318	Airport Inventory Clerk
5320	Airport Inventory Control Specialist
5322	Airport Record Center Clerk 2
5330	Airport Compliance Specialist
5331	Airport Compliance Senior Specialist
5343	Airport Driver-Messenger
5358	Airport Elevator Contract Specialist
5374	Airport Attendant
5372	Auxiliary Airport Specialist
5377	Airport APM Technician
5390	Landside Operations Equipment Specialist
5401	Airport Auto Support Specialist
5402	Airport Semi-Skilled Laborer
5403	Airport Maintenance Repairer
5404	Airport Maintenance Mechanic
5406	Airport Service Equipment Maintenance Mechanic
5407	Airport Heavy Truck Tire Repairer
5416	Airport Light Equipment Technician
5417	Airport Motorcycle Mechanic
5418	Airport Hydraulics Mechanic
5419	Airport Construction Equipment Mechanic
5420	Airport Waste Plant Electrician
5421	Airport Plant Mechanic
5427	Airport Automotive Equipment Operator 1
5428	Airport Automotive Equipment Operator 2
5429	Airport Automotive Equipment Operator 3
5438	Airport Carpenter/Roofer
5440	Airport Tree Trimmer
5442	Airport Carpenter
5444	Airport Electrician
5446	Airport Locksmith
5448	Airport Painter
5450	Airport Machinist
5452	Airport Plumber
5454	Airport Mason
5456	Airport Refrigeration/AC Mechanic

APPENDIX K  
(Airfield Proficiency Allowance – AIRFLD)

---

Classifications that have been approved

5458	Airport Sign Painter
5460	Airport Welder
5461	Sprayer
5462	Airport Waste Plant Operator
5463	Airport Lighting Technician
5464	Airport Heavy Equipment Technician
5466	Airport Environmental Inspector
5472	Airport Electronic-Electrical Equipment Technician 1
5474	Airport Electronic-Electrical Equipment Technician 2
5479	Airport Fire Suppression Systems Technician
6131	Fleet Management Facility Supervisor
6472	Elevator Contract Coordinator
6512	Electrician Supervisor
6518	Painter Supervisor
6528	Plumber Supervisor
6533	Refrigeration/AC Mechanic Supervisor
6574	Electronic/Electrical Equip Supervisor

Full-time Aviation Department maintenance employees, who have completed 13 pay periods in classifications listed in Appendix K, are eligible to receive an Airfield Operating Area Proficiency Allowance equivalent to two (2) pay steps. Personnel that are currently receiving the supplement shall not be eligible to receive the Service Excellence Supplement.

APPENDIX L  
(Code Enforcement FACE - CEL)

---

Classifications that have been approved

2208	RER Compliance Officer
2203	RER Contractor License Investigator
2108	Roofing Inspector
2135	Plumbing Inspector
2145	Mechanical Inspector
2125	Electrical Inspector
2105	Building Inspector

Full time bargaining unit employees in the Department of Regulatory and Economic Resources in the classifications listed in Appendix L in the Code Compliance Division are eligible for pay supplement(s) based on various levels of certification with the Florida Association of Code Enforcement (“FACE”) and meeting other requirements.

To be eligible for the FACE supplement, employees in these classifications must meet FACE’s certification criteria, responsible for maintaining the FACE certification including paying of FACE’s annual membership fees and completing recertification and refresher courses.

The FACE pay supplements are calculated by using a percentage of base pay and are based on the level of certification as follows:

- 1 percent pay supplement upon obtaining level one (1) certification **(CEL1)**;
- 1.5 percent additional pay supplement upon obtaining level two (2) certification **(CEL2)**;
- 1.5 percent additional pay supplement upon obtaining level three (3) certification **(CEL3)**;
- and 2 percent additional pay supplement upon obtaining level four (4) certification **(CEL4)**. (To the cumulative maximum of 6.0 percent)

Employees in these classifications that seek certification will be eligible for paid educational leave during regular work hours. Failure to renew membership or identification of membership lapse as well as failure to complete refresher courses or recertification(s) will result in suspension of the pay supplement(s) until certification status is restored by FACE.

**XXX. PAY GRADE RANGES**

(Table 1A) Mayoral Pay Grade Ranges – (00-18) Applies to Bargaining Units E, G, K, M, and P — Includes 3% COLA applied in October 2022 per CBA.

Pay Grade	Post 11/91 Minimum*		Pre 11/91 Minimum**		Maximum	
	Biweekly	Annual	Biweekly	Annual	Biweekly	Annual
00	\$1,859.96	\$48,358.90	\$2,176.16	\$56,580.16	\$3,324.94	\$86,448.59
01	\$2,181.81	\$56,726.97	\$2,552.72	\$66,370.72	\$3,643.93	\$94,742.29
02	\$2,336.46	\$60,747.90	\$2,733.64	\$71,074.75	\$3,928.94	\$102,152.36
03	\$2,502.21	\$65,057.45	\$2,927.61	\$76,117.83	\$4,241.05	\$110,267.12
04	\$2,678.92	\$69,651.99	\$3,134.34	\$81,492.99	\$4,573.55	\$118,912.41
05	\$2,866.70	\$74,534.31	\$3,354.06	\$87,205.54	\$4,933.19	\$128,262.80
06	\$3,272.43	\$85,083.21	\$3,599.63	\$93,590.59	\$5,326.81	\$138,497.17
07	\$3,513.27	\$91,344.86	\$3,864.60	\$100,479.62	\$5,761.06	\$149,787.40
08	\$3,777.66	\$98,219.12	\$4,155.43	\$108,041.18	\$6,236.02	\$162,136.61
09	\$4,053.82	\$105,399.57	\$4,459.21	\$115,939.27	\$6,738.21	\$175,193.36

\* Minimum pay rate for those employees hired on or after November 1, 1991

\*\* Minimum pay rate for those employees hired prior to November 1, 1991



(Table 2A) Mayoral Pay Grade Ranges – (00-18) Applies to Non-Bargaining Unit L— Includes 3% COLA applied in October 2022.

Pay Grade	Post 11/91 Minimum*		Pre 11/91 Minimum**		Maximum	
	Biweekly	Annual	Biweekly	Annual	Biweekly	Annual
00	\$1,841.54	\$47,880.35	\$2,154.62	\$56,019.96	\$3,292.02	\$85,592.67
01	\$2,160.21	\$56,165.32	\$2,527.44	\$65,713.59	\$3,607.85	\$93,804.25
02	\$2,313.33	\$60,146.43	\$2,706.58	\$70,371.04	\$3,890.03	\$101,140.88
03	\$2,477.44	\$64,413.31	\$2,898.63	\$75,364.19	\$4,199.05	\$109,175.38
04	\$2,652.39	\$68,962.36	\$3,103.32	\$80,686.13	\$4,528.27	\$117,735.06
05	\$2,838.32	\$73,796.35	\$3,320.85	\$86,342.11	\$4,884.34	\$126,992.87
06	\$3,240.03	\$84,240.81	\$3,564.00	\$92,663.95	\$5,274.07	\$137,125.91
07	\$3,478.47	\$90,440.45	\$3,826.34	\$99,484.77	\$5,704.02	\$148,304.35
08	\$3,740.26	\$97,246.66	\$4,114.28	\$106,971.46	\$6,174.28	\$160,531.25
09	\$4,013.69	\$104,356.01	\$4,415.05	\$114,791.36	\$6,671.50	\$173,458.77
10	\$4,321.94	\$112,370.36	\$4,754.15	\$123,607.84	\$7,235.87	\$188,132.58
11	\$4,659.31	\$121,141.88	\$5,125.22	\$133,255.68	\$7,853.89	\$204,201.29
12	\$5,019.99	\$130,519.96	\$5,522.03	\$143,572.70	\$8,525.75	\$221,669.59
13	\$5,409.68	\$140,651.90	\$5,950.66	\$154,717.22	\$10,029.31	\$260,761.88
14	\$6,338.15	\$164,791.78	\$7,004.36	\$182,113.33	\$11,806.67	\$306,973.45

(Table 3A) – Executive Salary Ranges — Includes 3% COLA applied in October 2022.

Pay Grade	Post 11/91 Minimum*		Pre 11/91 Minimum**		Maximum	
	Biweekly	Annual	Biweekly	Annual	Biweekly	Annual
E1	\$5,409.68	\$140,651.90	\$5,950.66	\$154,717.22	\$15,309.84	\$398,055.77
E2	\$5,020.00	\$130,519.96	\$5,522.03	\$143,572.70	\$13,640.25	\$354,646.40

\* Minimum pay rate for those employees hired on or after November 1, 1991

\*\* Minimum pay rate for those employees hired prior to November 1, 1991

(Table 1B) Non-Mayoral Pay Grade Ranges – (20-37) Applies to Bargaining Units — Includes 3% COLA applied in October 2022 per CBA.

Pay Grade	Post 11/91 Minimum*		Pre 11/91 Minimum**		Maximum	
	Biweekly	Annual	Biweekly	Annual	Biweekly	Annual
20	\$1,915.75	\$49,809.52	\$2,241.43	\$58,277.34	\$3,424.70	\$89,042.29
21	\$2,247.27	\$58,429.17	\$2,629.30	\$68,361.83	\$3,753.25	\$97,584.49
22	\$2,406.55	\$62,570.45	\$2,815.66	\$73,207.11	\$4,046.79	\$105,216.53
23	\$2,577.27	\$67,008.98	\$3,015.43	\$78,401.18	\$4,368.27	\$113,574.86
24	\$2,759.30	\$71,741.70	\$3,228.37	\$83,937.65	\$4,710.77	\$122,480.06
25	\$2,952.71	\$76,770.30	\$3,454.68	\$89,821.79	\$5,081.19	\$132,110.71
26	\$3,370.61	\$87,635.95	\$3,707.63	\$96,398.52	\$5,486.60	\$142,651.82
27	\$3,618.66	\$94,085.09	\$3,980.54	\$103,493.99	\$5,933.89	\$154,281.09
28	\$3,890.97	\$101,165.24	\$4,280.08	\$111,282.32	\$6,423.08	\$167,000.22
29	\$4,175.43	\$108,561.30	\$4,592.98	\$119,417.49	\$6,940.36	\$180,449.22

\* Minimum pay rate for those employees hired on or after November 1, 1991

\*\* Minimum pay rate for those employees hired prior to November 1, 1991

(Table 2B) Non-Mayoral Pay Grade Ranges – (20-37) Applies to Non-Bargaining Unit L— Includes 3% COLA applied in October 2022.

Pay Grade	Post 11/91 Minimum*		Pre 11/91 Minimum**		Maximum	
	Biweekly	Annual	Biweekly	Annual	Biweekly	Annual
20	\$1,896.79	\$49,316.36	\$2,219.25	\$57,700.33	\$3,390.79	\$88,160.69
21	\$2,225.03	\$57,850.66	\$2,603.26	\$67,684.98	\$3,716.09	\$96,618.31
22	\$2,382.73	\$61,950.94	\$2,787.78	\$72,482.28	\$4,006.72	\$104,174.78
23	\$2,551.75	\$66,345.52	\$2,985.58	\$77,624.93	\$4,325.01	\$112,450.35
24	\$2,731.97	\$71,031.40	\$3,196.41	\$83,106.58	\$4,664.13	\$121,267.38
25	\$2,923.47	\$76,010.20	\$3,420.48	\$88,932.47	\$5,030.87	\$130,802.69
26	\$3,337.24	\$86,768.27	\$3,670.93	\$95,444.08	\$5,432.28	\$141,239.42
27	\$3,582.82	\$93,153.55	\$3,941.13	\$102,469.29	\$5,875.14	\$152,753.56
28	\$3,852.45	\$100,163.60	\$4,237.71	\$110,180.51	\$6,359.49	\$165,346.77
29	\$4,134.09	\$107,486.44	\$4,547.50	\$118,235.14	\$6,871.65	\$178,662.65
30	\$4,451.60	\$115,741.60	\$4,896.77	\$127,316.15	\$7,452.94	\$193,776.42
31	\$4,799.09	\$124,776.27	\$5,278.99	\$137,253.62	\$8,089.50	\$210,327.01
32	\$5,170.60	\$134,435.70	\$5,687.69	\$147,879.85	\$8,781.51	\$228,319.39
33	\$5,571.96	\$144,871.06	\$6,129.18	\$159,358.69	\$10,330.18	\$268,584.53
34	\$6,528.29	\$169,735.55	\$7,214.48	\$187,576.50	\$12,160.85	\$316,182.17
35	\$7,791.57	\$202,580.76	\$8,610.54	\$223,874.04	\$13,380.43	\$347,891.22
36	\$8,181.14	\$212,709.39	\$9,041.08	\$235,068.22	\$14,049.45	\$365,285.59
37	\$8,570.72	\$222,838.84	\$9,471.61	\$246,261.83	\$14,718.45	\$382,679.68

\* Minimum pay rate for those employees hired on or after November 1, 1991

\*\* Minimum pay rate for those employees hired prior to November 1, 1991

(Table 2C) Non-Mayoral Pay Grade Ranges – (20-37) Applies to Non-Bargaining Unit L— Includes 3% COLA applied in October 2021 and does not include 1% COLA applied in April 2020.

Pay Grade	Post 11/91 Minimum*		Pre 11/91 Minimum**		Maximum	
	Biweekly	Annual	Biweekly	Annual	Biweekly	Annual
20	\$1,841.54	\$47,879.96	\$2,154.61	\$56,019.74	\$3,292.03	\$85,592.90
21	\$2,160.22	\$56,165.69	\$2,527.44	\$65,713.57	\$3,607.85	\$93,804.18
22	\$2,313.33	\$60,146.54	\$2,706.58	\$70,371.15	\$3,890.02	\$101,140.56
23	\$2,477.43	\$64,413.13	\$2,898.62	\$75,364.01	\$4,199.04	\$109,175.10
24	\$2,652.40	\$68,962.52	\$3,103.31	\$80,686.00	\$4,528.28	\$117,735.32
25	\$2,838.32	\$73,796.31	\$3,320.85	\$86,342.20	\$4,884.34	\$126,992.90
26	\$3,240.04	\$84,241.04	\$3,564.01	\$92,664.16	\$5,274.06	\$137,125.65
27	\$3,478.47	\$90,440.34	\$3,826.34	\$99,484.75	\$5,704.02	\$148,304.43
28	\$3,740.24	\$97,246.21	\$4,114.28	\$106,971.37	\$6,174.26	\$160,530.84
29	\$4,013.68	\$104,355.77	\$4,415.05	\$114,791.40	\$6,671.50	\$173,458.88
30	\$4,321.94	\$112,370.49	\$4,754.15	\$123,607.91	\$7,235.86	\$188,132.45
31	\$4,659.31	\$121,142.01	\$5,125.23	\$133,255.94	\$7,853.88	\$204,200.98
32	\$5,020.00	\$130,520.10	\$5,522.03	\$143,572.67	\$8,525.74	\$221,669.31
33	\$5,409.67	\$140,651.51	\$5,950.66	\$154,717.17	\$10,029.30	\$260,761.68
34	\$6,338.15	\$164,791.80	\$7,004.35	\$182,113.11	\$11,806.65	\$306,972.98
35	\$7,564.63	\$196,680.35	\$8,359.75	\$217,353.44	\$12,990.71	\$337,758.47
36	\$7,942.85	\$206,513.97	\$8,777.75	\$228,221.57	\$13,640.24	\$354,646.20
37	\$8,321.09	\$216,348.39	\$9,195.74	\$239,089.16	\$14,289.76	\$371,533.67

\* Minimum pay rate for those employees hired on or after November 1, 1991

\*\* Minimum pay rate for those employees hired prior to November 1, 1991

C) Sworn Pay Grade Ranges – (77-81) Applies to Non-Bargaining Unit L – Includes 3% COLA applied in October 2022.

---

Pay Grade	Post 11/91 Minimum*		Pre 11/91 Minimum**		Maximum	
	Biweekly	Annual	Biweekly	Annual	Biweekly	Annual
77	\$3,826.34	\$99,484.77	\$4,208.96	\$109,433.00	\$5,704.02	\$148,304.35
78	\$4,114.32	\$106,972.52	\$4,525.72	\$117,668.58	\$6,174.27	\$160,530.98
79	\$4,415.05	\$114,791.36	\$4,856.56	\$126,270.66	\$6,671.50	\$173,458.77
80	\$4,754.15	\$123,607.84	\$5,229.55	\$135,968.23	\$7,235.87	\$188,132.58
81	\$5,125.22	\$133,255.68	\$5,637.75	\$146,581.49	\$7,853.89	\$204,201.29

\* Minimum pay rate for those employees hired on or after November 1, 1991

\*\* Minimum pay rate for those employees hired prior to November 1, 1991

(Table 1D)- Clerical Salary Ranges –(A series) Applies to Bargaining Units G, K, and M — Includes 3% COLA applied in October 2022 per CBA.

Pay Grade	Post 11/91 Minimum*		Pre 11/91 Minimum**		Maximum	
	Biweekly	Annual	Biweekly	Annual	Biweekly	Annual
A1	\$1,351.40	\$35,136.63	\$1,605.48	\$41,742.60	\$2,507.16	\$65,186.16
A2	\$1,564.13	\$40,667.23	\$1,885.30	\$49,018.05	\$2,765.01	\$71,890.48
A3	\$1,719.08	\$44,696.23	\$2,070.39	\$53,830.17	\$3,034.74	\$78,903.19
A4	\$1,629.16	\$42,358.29	\$2,249.47	\$58,486.28	\$4,017.12	\$104,445.11
A5	\$1,885.30	\$49,018.05	\$2,281.95	\$59,330.70	\$3,340.19	\$86,845.03
A6	\$2,197.06	\$57,123.69	\$2,597.08	\$67,524.10	\$3,761.28	\$97,793.43
A7	\$1,517.63	\$39,458.42	\$1,821.16	\$47,350.11	\$2,872.69	\$74,690.05
A8	\$2,133.08	\$55,459.94	\$2,559.67	\$66,551.53	\$3,651.72	\$94,944.83
A9	\$1,950.56	\$50,714.67	\$2,225.80	\$57,870.88	\$4,284.70	\$111,402.12
A0	\$2,431.89	\$63,229.03	\$2,918.24	\$75,874.35	\$4,284.70	\$111,402.12
AA	\$1,017.87	\$26,464.59	\$1,176.78	\$30,596.12	\$1,608.13	\$41,811.42

\*Minimum pay rate for those employees hired on or after November 1, 1991

\*\* Minimum pay rate for those employees hired prior to November 1, 1991

(Table 2D)- Clerical Salary Ranges – (A series) Applies to Non-Bargaining Unit L– Includes 3% COLA applied in October 2022.

Pay Grade	Post 11/91 Minimum*		Pre 11/91 Minimum**		Maximum	
	Biweekly	Annual	Biweekly	Annual	Biweekly	Annual
A1	\$1,338.03	\$34,788.73	\$1,589.59	\$41,329.32	\$2,482.34	\$64,540.75
A2	\$1,548.64	\$40,264.60	\$1,866.64	\$48,532.71	\$2,737.64	\$71,178.69
A3	\$1,702.06	\$44,253.70	\$2,049.90	\$53,297.20	\$3,004.70	\$78,121.98
A4	\$1,613.03	\$41,938.90	\$2,227.20	\$57,907.21	\$3,977.35	\$103,410.99
A5	\$1,866.64	\$48,532.71	\$2,259.36	\$58,743.26	\$3,307.12	\$85,985.18
A6	\$2,175.31	\$56,558.10	\$2,571.36	\$66,855.54	\$3,724.05	\$96,825.18
A7	\$1,502.61	\$39,067.75	\$1,803.13	\$46,881.29	\$2,844.25	\$73,950.54
A8	\$2,111.95	\$54,910.82	\$2,534.34	\$65,892.60	\$3,615.57	\$94,004.78
A9	\$1,931.25	\$50,212.54	\$2,203.77	\$57,297.89	\$4,242.27	\$110,299.13
A0	\$2,407.81	\$62,603.01	\$2,889.35	\$75,123.11	\$4,242.27	\$110,299.13
AA	\$1,007.79	\$26,202.57	\$1,165.13	\$30,293.20	\$1,592.20	\$41,397.44

\*Minimum pay rate for those employees hired on or after November 1, 1991

\*\* Minimum pay rate for those employees hired prior to November 1, 1991

1E) - Clerical Salary Ranges – (D series) – Includes 3% COLA applied in October 2022.

Pay Grade	Post 11/91 Minimum*		Pre 11/91 Minimum**		Maximum	
	Biweekly	Annual	Biweekly	Annual	Biweekly	Annual
D1	\$1,338.02	\$34,788.61	\$1,589.58	\$41,329.04	\$2,364.15	\$61,467.75
D2	\$1,548.65	\$40,264.71	\$1,866.64	\$48,532.68	\$2,607.28	\$67,789.36
D3	\$1,702.06	\$44,253.71	\$2,049.90	\$53,297.42	\$2,861.61	\$74,401.74
D4	\$1,613.04	\$41,938.96	\$2,227.20	\$57,907.18	\$3,787.95	\$98,486.72
D5	\$1,510.52	\$39,273.41	\$2,154.61	\$56,019.78	\$3,135.27	\$81,516.93

2E) - Clerical Salary Ranges – (D series) – Does not include 3% COLA applied in October 2022.

Pay Grade	Post 11/91 Minimum*		Pre 11/91 Minimum**		Maximum	
	Biweekly	Annual	Biweekly	Annual	Biweekly	Annual
D1	\$1,299.05	\$33,775.35	\$1,543.28	\$40,125.28	\$2,295.29	\$59,677.43
D2	\$1,503.54	\$39,091.95	\$1,812.27	\$47,119.11	\$2,531.34	\$65,814.91
D3	\$1,652.49	\$42,964.77	\$1,990.19	\$51,745.07	\$2,778.26	\$72,234.70
D4	\$1,566.06	\$40,717.44	\$2,162.33	\$56,220.56	\$3,677.62	\$95,618.17
D5	\$1,466.52	\$38,129.52	\$2,091.85	\$54,388.14	\$3,043.95	\$79,142.65

(1F) Other Salary Ranges – (B series) – Includes 3% COLA applied in October 2022.

Pay Grade	Post 11/91 Minimum*		Pre 11/91 Minimum**		Maximum	
	Biweekly	Annual	Biweekly	Annual	Biweekly	Annual
B1	\$2,600.89	\$67,623.29	\$3,043.05	\$79,119.41	\$4,440.34	\$115,448.94
B2	\$2,600.89	\$67,623.29	\$3,043.05	\$79,119.41	\$6,054.39	\$157,414.14
B3	\$4,568.83	\$118,789.61	\$5,025.70	\$130,668.19	\$7,701.38	\$200,235.94
B4	\$4,922.52	\$127,985.60	\$5,414.80	\$140,784.88	\$8,360.20	\$217,365.32
B5	\$6,215.07	\$161,591.94	\$6,868.35	\$178,577.15	\$11,577.42	\$301,012.80

\*Minimum pay rate for those employees hired on or after November 1, 1991

\*\* Minimum pay rate for those employees hired prior to November 1, 1991



(2F) Other Salary Ranges – (B series) – Does not include 3% COLA applied in October 2022.

Pay Grade	Post 11/91 Minimum*		Pre 11/91 Minimum**		Maximum	
	Biweekly	Annual	Biweekly	Annual	Biweekly	Annual
B1	\$2,525.14	\$65,653.68	\$2,954.42	\$76,814.96	\$4,311.01	\$112,086.35
B2	\$2,525.14	\$65,653.68	\$2,954.42	\$76,814.96	\$5,878.05	\$152,829.26
B3	\$4,435.76	\$115,329.72	\$4,879.32	\$126,862.32	\$7,477.07	\$194,403.83
B4	\$4,779.15	\$124,257.86	\$5,257.09	\$136,684.35	\$8,116.70	\$211,034.29
B5	\$6,034.05	\$156,885.38	\$6,668.30	\$173,375.87	\$11,240.21	\$292,245.44

(Table 1G)- Property Appraiser/ Office of Inspector General/County Attorney Ranges – (P series) – Applies to Bargaining Units E and P – Includes 3% COLA applied in October 2022 per CBA.

Pay Grade	Post 11/91 Minimum*		Pre 11/91 Minimum**		Maximum	
	Biweekly	Annual	Biweekly	Annual	Biweekly	Annual
P1	\$2,866.72	\$74,534.88	\$3,354.02	\$87,204.69	\$4,241.04	\$110,266.85
P2	\$2,176.14	\$56,579.60	\$2,546.48	\$66,208.31	\$3,844.09	\$99,946.39
P3	\$2,813.78	\$73,158.35	\$3,571.34	\$92,854.83	\$4,545.35	\$118,179.15
P4	\$3,030.23	\$78,785.92	\$3,917.65	\$101,858.92	\$5,045.34	\$131,178.93
P5	\$3,010.04	\$78,261.05	\$3,512.02	\$91,312.54	\$5,179.85	\$134,675.99
P6	\$2,812.87	\$73,134.67	\$3,291.06	\$85,567.68	\$4,802.24	\$124,858.12
P7	\$3,436.05	\$89,337.32	\$3,779.62	\$98,270.11	\$5,593.16	\$145,422.14
P8	\$3,534.39	\$91,893.96	\$4,261.58	\$110,801.19	\$5,894.93	\$153,267.85
P9	\$1,854.83	\$48,225.72	\$2,234.74	\$58,103.23	\$3,651.73	\$94,945.11
P0	\$1,950.56	\$50,714.67	\$2,350.09	\$61,102.27	\$4,284.70	\$111,402.12

\*Minimum pay rate for those employees hired on or after November 1, 1991

\*\* Minimum pay rate for those employees hired prior to November 1, 1991

(Table 2G)- Property Appraiser/ Office of Inspector General/County Attorney Ranges – (P series) – Applies to Non-Bargaining Unit L – Includes 3% COLA applied in October 2022.

Pay Grade	Post 11/91 Minimum*		Pre 11/91 Minimum**		Maximum	
	Biweekly	Annual	Biweekly	Annual	Biweekly	Annual
P1	\$2,838.34	\$73,796.90	\$3,320.82	\$86,341.28	\$4,199.04	\$109,175.10
P2	\$2,154.60	\$56,019.40	\$2,521.26	\$65,552.77	\$3,806.04	\$98,956.83
P3	\$2,785.92	\$72,434.01	\$3,535.98	\$91,935.47	\$4,500.35	\$117,009.06
P4	\$3,000.23	\$78,005.86	\$3,878.87	\$100,850.43	\$4,995.39	\$129,880.02
P5	\$2,980.23	\$77,486.18	\$3,477.25	\$90,408.46	\$5,128.56	\$133,342.56
P6	\$2,785.02	\$72,410.57	\$3,258.48	\$84,720.49	\$4,754.69	\$123,621.91
P7	\$3,402.03	\$88,452.80	\$3,742.20	\$97,297.14	\$5,537.78	\$143,982.31
P8	\$3,499.39	\$90,984.12	\$4,219.40	\$109,704.15	\$5,836.56	\$151,750.35
P9	\$1,836.47	\$47,748.25	\$2,212.62	\$57,528.26	\$3,615.58	\$94,005.05
P0	\$1,931.25	\$50,212.54	\$2,326.82	\$60,497.30	\$4,242.27	\$110,299.13

\*Minimum pay rate for those employees hired on or after November 1, 1991

\*\* Minimum pay rate for those employees hired prior to November 1, 1991

(Table 3G)- Property Appraiser/ Office of Inspector General/County Attorney Ranges – (P series) – Applies to Non-Bargaining Unit L – Does not include 3% COLA applied in October 2022.

Pay Grade	Post 11/91 Minimum*		Pre 11/91 Minimum**		Maximum	
	Biweekly	Annual	Biweekly	Annual	Biweekly	Annual
P1	\$2,755.67	\$71,647.48	\$3,224.10	\$83,826.49	\$4,076.74	\$105,995.24
P2	\$2,091.84	\$54,387.77	\$2,447.83	\$63,643.47	\$3,695.18	\$96,074.59
P3	\$2,704.78	\$70,324.28	\$3,432.99	\$89,257.74	\$4,369.27	\$113,601.03
P4	\$2,912.84	\$75,733.84	\$3,765.89	\$97,913.04	\$4,849.89	\$126,097.11
P5	\$2,893.43	\$75,229.30	\$3,375.97	\$87,775.20	\$4,979.18	\$129,458.80
P6	\$2,703.90	\$70,301.52	\$3,163.57	\$82,252.90	\$4,616.20	\$120,021.27
P7	\$3,302.94	\$85,876.50	\$3,633.20	\$94,463.24	\$5,376.49	\$139,788.65
P8	\$3,397.47	\$88,334.10	\$4,096.50	\$106,508.88	\$5,666.56	\$147,330.44
P9	\$1,782.98	\$46,357.52	\$2,148.17	\$55,852.68	\$3,510.27	\$91,267.04
P0	\$1,875.00	\$48,750.04	\$2,259.05	\$58,735.24	\$4,118.71	\$107,086.53

H) Medical Examiner Pay Grade Ranges – (M series) Applies to Non-Bargaining Unit L – Includes 3% COLA applied in October 2022.

Pay Grade	Post 11/91 Minimum*		Pre 11/91 Minimum**		Maximum	
	Biweekly	Annual	Biweekly	Annual	Biweekly	Annual
M1	\$6,338.15	\$164,791.78	\$7,004.36	\$182,113.33	\$11,806.67	\$306,973.45
M2	\$7,564.62	\$196,680.13	\$8,359.76	\$217,353.61	\$12,990.69	\$337,757.91

\*Minimum pay rate for those employees hired on or after November 1, 1991

\*\* Minimum pay rate for those employees hired prior to November 1, 1991

(Table 11) – Information Technology Salary Ranges – (I series) – Applies to Bargaining Units—  
Includes 3% COLA applied in October 2022 per CBA.

Pay Grade	Post 11/91 Minimum*		Pre 11/91 Minimum**		Maximum	
	Biweekly	Annual	Biweekly	Annual	Biweekly	Annual
IA	\$1,345.26	\$34,977.00	\$1,566.10	\$40,718.50	\$2,190.28	\$56,947.34
IB	\$1,626.93	\$42,300.07	\$1,917.31	\$49,850.20	\$2,721.42	\$70,756.88
IC	\$1,479.16	\$38,458.28	\$1,773.90	\$46,121.24	\$2,582.39	\$67,142.15
ID	\$1,853.20	\$48,183.11	\$2,241.43	\$58,277.34	\$3,281.07	\$85,307.73
IE	\$2,234.95	\$58,108.52	\$2,674.12	\$69,526.90	\$3,861.73	\$100,404.96
IF	\$2,560.32	\$66,568.53	\$3,070.13	\$79,823.39	\$4,409.35	\$114,642.98
IG	\$2,918.61	\$75,883.82	\$3,533.38	\$91,867.78	\$4,882.80	\$126,952.58
IH	\$2,678.92	\$69,651.95	\$3,134.34	\$81,492.95	\$4,573.55	\$118,912.32
II	\$2,136.98	\$55,561.62	\$2,560.32	\$66,568.53	\$3,223.64	\$83,814.51
IJ	\$2,336.92	\$60,759.88	\$2,799.53	\$72,787.82	\$4,030.51	\$104,793.34
IK	\$3,366.07	\$87,517.83	\$4,058.65	\$105,524.93	\$5,614.21	\$145,969.43
IL	\$3,430.48	\$89,192.18	\$4,121.85	\$107,168.07	\$5,978.26	\$155,435.02
IM	\$1,554.69	\$40,422.07	\$1,853.20	\$48,183.11	\$2,709.01	\$70,434.27
IN	\$3,704.63	\$96,320.51	\$4,447.86	\$115,644.24	\$6,447.65	\$167,638.76
IO	\$3,104.63	\$80,720.45	\$3,743.42	\$97,328.74	\$5,178.14	\$134,631.42
IP	\$3,596.74	\$93,515.09	\$4,318.31	\$112,276.06	\$6,259.86	\$162,756.15
IQ	\$3,268.03	\$84,968.71	\$3,940.44	\$102,451.49	\$5,450.68	\$141,717.70
IR	\$2,268.84	\$58,989.97	\$2,717.99	\$70,667.73	\$3,913.11	\$101,741.08
IS	\$1,436.08	\$37,338.06	\$1,722.22	\$44,777.87	\$2,507.16	\$65,186.16
IT	\$1,799.22	\$46,779.83	\$2,176.16	\$56,580.16	\$3,185.51	\$82,823.28
IU	\$2,169.84	\$56,415.79	\$2,596.23	\$67,501.81	\$3,749.24	\$97,480.30
IV	\$2,485.75	\$64,629.52	\$2,980.71	\$77,498.26	\$4,280.93	\$111,304.05
IW	\$2,833.58	\$73,673.18	\$3,430.48	\$89,192.18	\$4,740.56	\$123,254.76

\* Minimum pay rate for those employees hired on or after November 1, 1991

\*\* Minimum pay rate for those employees hired prior to November 1, 1991

(Table 2I) – Information Technology Salary Ranges (I series) Applies to Non-Bargaining Units L – Includes 3% COLA applied in October 2022.

Pay Grade	Post 11/91 Minimum*		Pre 11/91 Minimum**		Maximum	
	Biweekly	Annual	Biweekly	Annual	Biweekly	Annual
IA	\$1,331.94	\$34,630.68	\$1,550.59	\$40,315.34	\$2,168.59	\$56,383.51
IB	\$1,610.82	\$41,881.25	\$1,898.33	\$49,356.63	\$2,694.47	\$70,056.32
IC	\$1,464.52	\$38,077.50	\$1,756.34	\$45,664.60	\$2,556.82	\$66,477.37
ID	\$1,834.85	\$47,706.05	\$2,219.25	\$57,700.33	\$3,248.58	\$84,463.13
IE	\$2,212.81	\$57,533.18	\$2,647.64	\$68,838.52	\$3,823.49	\$99,410.85
IF	\$2,534.97	\$65,909.43	\$3,039.74	\$79,033.06	\$4,365.69	\$113,507.90
IG	\$2,889.71	\$75,132.50	\$3,498.40	\$90,958.19	\$4,834.45	\$125,695.63
IH	\$2,652.39	\$68,962.32	\$3,103.32	\$80,686.09	\$4,528.27	\$117,734.97
II	\$2,115.83	\$55,011.51	\$2,534.97	\$65,909.43	\$3,191.72	\$82,984.66
IJ	\$2,313.78	\$60,158.29	\$2,771.81	\$72,067.15	\$3,990.61	\$103,755.78
IK	\$3,332.74	\$86,651.33	\$4,018.46	\$104,480.13	\$5,558.62	\$144,524.05
IL	\$3,396.51	\$88,309.08	\$4,081.04	\$106,107.00	\$5,919.08	\$153,896.06
IM	\$1,539.30	\$40,021.86	\$1,834.85	\$47,706.05	\$2,682.19	\$69,736.90
IN	\$3,667.95	\$95,366.85	\$4,403.82	\$114,499.25	\$6,383.81	\$165,978.97
IO	\$3,073.89	\$79,921.24	\$3,706.35	\$96,365.09	\$5,126.87	\$133,298.44
IP	\$3,561.12	\$92,589.20	\$4,275.55	\$111,164.41	\$6,197.87	\$161,144.71
IQ	\$3,235.67	\$84,127.44	\$3,901.42	\$101,437.13	\$5,396.72	\$140,314.55
IR	\$2,246.38	\$58,405.92	\$2,691.08	\$69,968.05	\$3,874.38	\$100,733.75
IS	\$1,421.86	\$36,968.38	\$1,705.18	\$44,334.53	\$2,482.34	\$64,540.75
IT	\$1,781.41	\$46,316.67	\$2,154.62	\$56,019.96	\$3,153.97	\$82,003.24
IU	\$2,148.35	\$55,857.21	\$2,570.52	\$66,833.48	\$3,712.12	\$96,515.14
IV	\$2,461.14	\$63,989.63	\$2,951.19	\$76,730.95	\$4,238.54	\$110,202.03
IW	\$2,805.52	\$72,943.75	\$3,396.51	\$88,309.08	\$4,693.64	\$122,034.48

\* Minimum pay rate for those employees hired on or after November 1, 1991

\*\* Minimum pay rate for those employees hired prior to November 1, 1991

## XXXI. PAY PLAN GUIDE

### Pay Plan Guide for Employees Hired Prior To November 1, 1991

---

Step 4	Trainee rate. This step shall not be considered as part of the base pay range for that classification.
Steps 5 through 7	Pay rates for a three (3) salary range.
Steps 8, 9, 10 (L1, L2, L3)	Premium rates for a three (3) salary range for payment of longevity 1 (L1), longevity 2 (L2), longevity 3 (L3) and additional salary allowances and exceptions. These steps shall not be considered as part of the base pay range for that classification.
Steps 5 through 10	Pay rates for a six (6) salary range.
Steps 11, 12, 13 (L1, L2, L3)	Premium rates for a six (6) salary range for payment of longevity 1 (L1), longevity 2 (L2), longevity 3 (L3) and additional salary allowances and exceptions. These steps shall not be considered as part of the pay range for that classification.

### Pay Plan Guide for Employees Hired On or After November 1, 1991, Unless Otherwise Specified In a Collective Bargaining Agreement

---

Steps 1 through 7	Pay rates for a three (3) salary range.
Steps 8, 9, 10 (L1, L2, L3)	Premium rates for a three (3) salary range for payment of longevity 1 (L1), longevity 2 (L2), longevity 3 (L3) and additional salary allowances and exceptions. These steps shall not be considered as part of the base pay range for that classification.
Steps 1 through 10	Pay rates for a six (6) salary range.
Steps 11, 12, 13 (L1, L2, L3)	Premium rates for a six (6) salary range for payment of longevity 1 (L1), longevity 2 (L2), longevity 3 (L3) and additional salary allowances and exceptions. These steps shall not be considered as part of the base pay range for that classification.
Trainee Rate	Trainee rate for employees hired on or after November 1, 1991. The trainee rate is calculated by reducing step one by an amount equivalent to the percentage difference between pay steps 4 and 5 of the subject classification.

## Pay Plan Guide for Employees Covered Under the TWU Collective Bargaining Agreement

---

### Employees Hired Prior To October 14, 1986

---

Step 4	Trainee Rate.
Steps 5 through 9	Five (5) salary range
Steps 10, 11, 12 (L1, L2, L3)	Premium rates for a five (5) salary range for payment of longevity 1 (L1), longevity 2 (L2), longevity 3 (L3) and additional salary allowances and exceptions. These steps shall not be considered as part of the base pay range for that classification.

### Employees Hired On or After October 14, 1986 - October 12, 1992

---

Step 1	Trainee Rate.
Steps 2 through 9	Eight (8) salary range.
Steps 10, 11, 12 (L1, L2, L3)	Premium rates for an eight (8) salary range for payment of longevity 1 (L1), longevity 2 (L2), longevity 3 (L3) and additional salary allowances and exceptions. These steps shall not be considered as part of the base pay range for that classification.

### Employees Hired On or After October 13, 1992

---

Steps 1 through 9	Eight (8) salary range.
Steps 10, 11, 12 (L1, L2, L3)	Premium rates for an eight (8) salary range for payment of longevity 1 (L1), longevity 2 (L2), longevity 3 (L3) and additional salary allowances and exceptions. These steps shall not be considered as part of the base pay range for that classification.
Trainee Rate	Trainee rate. The trainee rate is calculated by reducing pay step 1 by an amount equivalent to the percentage difference between pay steps 1 and 2 of the subject classification.

### DTPW Revenue Collectors (8042) Hired Prior to October 13, 1992

---

Step 4	Trainee Rate.
Steps 5 through 10	Pay Rates for a six (6) salary range.
Step 11,12, 13 (L1, L2, L3)	Premium rates for a six (6) salary range for payment of longevity 1 (L1), longevity 2 (L2), longevity 3 (L3) and additional salary allowances and exceptions. These steps shall not be considered as part of the base pay range for that classification.

DTPW Revenue Collectors (8042) Hired On or After October 13, 1992

---

Steps 1 through 10 Pay Rates for a six (6) salary range

Steps 11, 12, 13 (L1, L2, L3) Premium rates for a six (6) salary range for payment of longevity 1 (L1), longevity 2 (L2), longevity 3 (L3) and additional salary allowances and exceptions. These steps shall not be considered as part of the base pay range for that classification.

Trainee Rate Trainee rates for employees hired on or after October 13, 1992. The trainee rate is calculated by reducing step 1 by an amount equivalent to the percentage difference between pay steps 4 and 5 of the subject classification.

**XXXII. TRAINEE RATE FOR TWU BARGAINING UNIT EMPLOYEES HIRED ON OR AFTER OCTOBER 13, 1992**

---

9243	DTPW Facilities Equipment Technician	\$23.11
9244	DTPW Revenue Collector	\$16.27
9245	Bus Operator	\$16.43
9246	Guideway Inspection Specialist	\$17.87
9251	Track Repairer	\$16.62
9253	Track Equipment Operator	\$17.87
9256	Train Operator	\$17.53
9257	Metromover Technician	\$23.10

The Human Resources Department may establish additional classifications with trainee rates of pay as deemed necessary.



XXXIII. BIWEEKLY PAY PERIODS & COUNTY HOLIDAYS 2022 MEMORANDUM

Memorandum



Date: August 18, 2021

To: Department Directors

From: *Arleene Cuellar*  
Arleene Cuellar, Director  
Human Resources Department

Subject: Bi-weekly Pay Periods and County Holidays – 2022

The following bi-weekly pay periods and paydays for the year 2022 are to be used for leave accrual purposes and to establish employee leave and pay anniversary dates.

PP#	Pay Period Begin	Pay Period End	Pay Day		PP#	Pay Period Begin	Pay Period End	Pay Day
1	12/27/2021	1/9/2022	1/14/2022		14	6/27/2022	7/10/2022	7/15/2022
2	1/10/2022	1/23/2022	1/28/2022		15	7/11/2022	7/24/2022	7/29/2022
3	1/24/2022	2/6/2022	2/11/2022		16	7/25/2022	8/7/2022	8/12/2022
*4	2/7/2022	2/20/2022	2/25/2022		17	8/8/2022	8/21/2022	8/26/2022
5	2/21/2022	3/6/2022	3/11/2022		*18	8/22/2022	9/4/2022	9/9/2022
6	3/7/2022	3/20/2022	3/25/2022		19	9/5/2022	9/18/2022	9/23/2022
7	3/21/2022	4/3/2022	4/8/2022		20	9/19/2022	10/2/2022	10/7/2022
8	4/4/2022	4/17/2022	4/22/2022		21	10/3/2022	10/16/2022	10/21/2022
9	4/18/2022	5/1/2022	5/6/2022		22	10/17/2022	10/30/2022	11/4/2022
10	5/2/2022	5/15/2022	5/20/2022		23	10/31/2022	11/13/2022	11/18/2022
*11	5/16/2022	5/29/2022	6/3/2022		24	11/14/2022	11/27/2022	12/2/2022
12	5/30/2022	6/12/2022	6/17/2022		25	11/28/2022	12/11/2022	12/16/2022
13	6/13/2022	6/26/2022	7/1/2022		*26	12/12/2022	12/25/2022	12/30/2022

\* Revised schedule for time collection (ePARs) due to holiday

The following are the County observed holidays for the year 2022:

New Year's Day, Friday, December 31, 2022  
 Martin Luther King's Birthday, Monday, January 17  
 President's Day, Monday, February 21  
 Memorial Day, Monday, May 30  
 Juneteenth Day, Monday, June 20  
 Independence Day, Monday, July 4  
 Labor Day, Monday, September 5  
 Columbus Day, Monday, October 10

Veteran's Day, Friday, November 11  
 Thanksgiving Day, Thursday, November 24  
 Friday after Thanksgiving, Friday, November 25  
 Christmas Day, Monday, December 26  
 Employee's Birthday  
 Floating Holiday(s) – in accordance with the employee's collective bargaining agreement

***\*Juneteenth, Monday, June 20, 2022: Per Resolution 1124-20, the Juneteenth holiday is granted to all non-bargaining unit employees whose agreements provide for this holiday.***

The Floating Holiday(s) is to be taken at the mutual convenience of the employee and the department. This holiday is not compensable and cannot be accrued or transferred from one fiscal year to the next. Only career employees having more than nine (9) pay periods of County service are eligible to use this holiday. The employee earns this holiday(s) at the beginning of each fiscal year (October 1st).

The Birthday Holiday is also taken at the mutual convenience of the employee and the department and must be taken within six months of occurrence or it is forfeited. Neither the Birthday Holiday nor the Floating Holiday(s) is paid out at separation.

Employees who are out of pay status for any portion of the day before or after a holiday will not be eligible to be paid for, or bank, the holiday.

- c: Office of the Mayor Senior Staff
- Departmental Personnel Representatives
- Human Resources Senior Staff
- Union Presidents

**XXXIV. BIWEEKLY PAY PERIODS & COUNTY HOLIDAYS 2023 MEMORANDUM**

**Memorandum**



**Date:** August 3, 2022  
**To:** Department Directors  
**From:** Arleene Cuellar, Director *Arleene Cuellar*  
 Human Resources Department  
**Subject:** Bi-weekly Pay Periods and County Holidays – 2023- revised

Below is a list of pay period dates and paydays for 2023. When entering time and attendance, employees are encouraged to enter hours scheduled to work for the two-week period. Hours worked and absence requests are entered on the INFORMS Employee Self Service system or via a timekeeper in various departments. Hours not paid or approved in the current payroll cycle will be paid, upon completion by the department, as an adjustment in the following paycheck. Miami-Dade Fire Rescue and Bus and Rail Operators use a different system for time collection. Early time collection cutoff dates will be communicated to Departmental Personnel Representatives as needed.

PP #	Week 1 Beginning	Week 2 Beginning	Pay Period Ending	Payday
1	12/26/2022	1/2/2023	1/8/2023	1/13/2023
2	1/9/2023	1/16/2023	1/22/2023	1/27/2023
3	1/23/2023	1/30/2023	2/5/2023	2/10/2023
4	2/6/2023	2/13/2023	2/19/2023	2/24/2023
5	2/20/2023	2/27/2023	3/5/2023	3/10/2023
6	3/6/2023	3/13/2023	3/19/2023	3/24/2023
7	3/20/2023	3/27/2023	4/2/2023	4/7/2023
8	4/3/2023	4/10/2023	4/16/2023	4/21/2023
9	4/17/2023	4/24/2023	4/30/2023	5/5/2023
10	5/1/2023	5/8/2023	5/14/2023	5/19/2023
11	5/15/2023	5/22/2023	5/28/2023	6/2/2023
12	5/29/2023	6/5/2023	6/11/2023	6/16/2023
13	6/12/2023	6/19/2023	6/25/2023	6/30/2023
14	6/26/2023	7/3/2023	7/9/2023	7/14/2023
15	7/10/2023	7/17/2023	7/23/2023	7/28/2023
16	7/24/2023	7/31/2023	8/6/2023	8/11/2023
17	8/7/2023	8/14/2023	8/20/2023	8/25/2023
18	8/21/2023	8/28/2023	9/3/2023	9/8/2023
19	9/4/2023	9/11/2023	9/17/2023	9/22/2023
20	9/18/2023	9/25/2023	10/1/2023	10/6/2023
21	10/2/2023	10/9/2023	10/15/2023	10/20/2023
22	10/16/2023	10/23/2023	10/29/2023	11/3/2023
23	10/30/2023	11/6/2023	11/12/2023	11/17/2023
24	11/13/2023	11/20/2023	11/26/2023	12/1/2023
25	11/27/2023	12/4/2023	12/10/2023	12/15/2023
26	12/11/2023	12/18/2023	12/24/2023	12/29/2023

The following are the County holidays for 2023:

	Holiday	Date
1	New Year's Day	Monday, January 2, 2023
2	Martin Luther King's Birthday	Monday, January 16, 2023
3	President's Day	Monday, February 20, 2023
4	Law Enforcement Appreciation Day*	Friday, May 12, 2023
5	Memorial Day	Monday, May 29, 2023
6	Juneteenth Day	Monday, June 19, 2023
7	Independence Day	Tuesday, July 4, 2023
8	Labor Day	Monday, September 4, 2023
9	Columbus Day	Monday, October 9, 2023
10	Veteran's Day	Friday, November 10, 2023
11	Thanksgiving Day	Thursday, November 23, 2023
12	Friday after Thanksgiving	Friday, November 24, 2023
13	Christmas Day	Monday, December 25, 2023
14	Employee's Birthday	
15	Floating Holiday	
16	Floating Holiday	
17	Floating Holiday*	

\*Law Enforcement Appreciation Day, third floating holiday, additional floating holiday or other holiday observances are in accordance with collective bargaining agreements.

The Floating Holidays are to be taken at the mutual convenience of the employee and the department. This holiday is not compensable and cannot be accrued or transferred from one fiscal year to the next. Only career employees having more than nine (9) pay periods of County service are eligible to use this holiday. The employee earns these holidays at the beginning of each fiscal year (October 1st).

The Birthday Holiday is also taken at the mutual convenience of the employee and the department and must be taken within six months of the actual birthday, or it is forfeited. Neither the Birthday Holiday nor the Floating Holidays are paid out at separation.

Employees who are out of pay status for any portion of the day before or after a County observed holiday will not be eligible to be paid for, or bank, the holiday.

- c: Office of the Mayor Senior Staff  
Departmental Personnel Representatives  
Human Resources Staff  
Union Presidents

MIAMI DADE COUNTY  
FY 2022-2023 PAY PLAN EFFECTIVE 2022-10-03

JOB CODE NUMBER	JOB TITLE		01	02	03	04	05	06	07	08	09	10
			←-----									
			11	12	13	14	15	16	17	18	19	20
000010	Clerk 1	6	873.34 1257.73	907.54 1303.40	941.78 1356.65	979.81 1406.17	1006.52 1455.65	1048.41 1516.57	1082.68 1577.50	1124.49 1642.23	1162.53 1710.75	1212.09 1783.11
000011	Clerk 2	6	1236.00 1880.37	1284.67 1969.52	1341.37 2050.55	1394.10 2143.76	1454.90 2249.19	1515.57 2346.38	1580.52 2455.86	1657.45 2569.29	1726.42 2686.82	1803.31 2808.39
000012	Clerk 3	6	1339.00 2058.55	1397.06 2159.79	1455.34 2253.11	1517.69 2339.59	1591.57 2432.53	1657.82 2542.26	1731.77 2656.37	1805.66 2749.33	1921.14 2874.77	1968.99 2965.68
000013	Clerk 4	6	1455.33 2253.11	1517.69 2358.24	1591.57 2467.17	1657.80 2580.02	1731.64 2696.76	1805.62 2825.11	1891.23 2961.41	1969.04 3097.58	2058.55 3241.50	2159.79 3393.37
000015	Data Entry Specialist 1	6	1124.49 1642.23	1162.53 1710.75	1212.09 1783.11	1257.73 1855.41	1303.40 1933.02	1356.65 2015.32	1406.17 2101.73	1455.65 2199.65	1516.57 2293.71	1577.50 2395.73
000016	Data Entry Specialist 2	6	1257.73 1855.41	1303.40 1933.02	1356.65 2015.32	1406.17 2101.73	1455.65 2199.65	1516.57 2293.71	1577.50 2395.73	1642.23 2505.51	1710.75 2619.14	1783.11 2736.84
000018	Data Entry Supervisor	6	1391.94 2101.73	1442.87 2199.65	1505.62 2293.71	1568.39 2395.73	1635.06 2505.51	1705.61 2619.14	1780.17 2736.84	1854.61 2858.29	1933.02 2987.74	2015.32 3128.88
000021	Office Support Specialist 2	6	1124.49 1642.23	1162.53 1710.75	1212.09 1783.11	1257.73 1855.41	1303.40 1933.02	1356.65 2015.32	1406.17 2101.73	1455.65 2199.65	1516.57 2293.71	1577.50 2395.73
000022	Office Support Specialist 3	6	1239.00 1854.61	1286.08 1933.02	1340.92 2015.32	1391.94 2101.73	1442.87 2199.65	1505.62 2293.71	1568.39 2395.73	1635.06 2505.51	1705.61 2619.14	1780.17 2736.84
000031	Secretary	6	1303.40 1933.02	1356.65 2015.32	1406.17 2101.73	1455.65 2199.65	1516.57 2293.71	1577.50 2395.73	1642.23 2505.51	1710.75 2619.14	1783.11 2736.84	1855.41 2858.29
000032	Recording Specialist	6	1455.33 2253.11	1517.69 2358.24	1591.57 2467.17	1657.80 2580.02	1731.64 2696.76	1805.62 2825.11	1891.23 2961.41	1969.04 3097.58	2058.55 3241.50	2159.79 3393.37
000035	Stenographic Reporter	6	1505.21 2270.22	1566.10 2372.18	1626.99 2478.11	1695.58 2591.82	1764.03 2709.40	1840.10 2830.92	1917.31 2960.31	1999.69 3097.56	2086.00 3238.70	2180.06 3383.75
000037	Stenographic Reporter Sup	6	1695.58 2591.82	1764.03 2709.40	1840.10 2830.92	1917.31 2960.31	1999.69 3097.56	2086.00 3238.70	2180.06 3383.75	2270.22 3536.01	2372.18 3695.12	2478.11 3861.42
000040	Electronic Document Tech	6	1236.00 1880.37	1284.67 1969.52	1341.37 2050.55	1394.10 2143.76	1454.90 2249.19	1515.57 2346.38	1580.52 2455.86	1657.45 2569.29	1726.42 2686.82	1803.31 2808.39
000053	Word Processing Operator 3	6	1334.78 2132.50	1400.85 2241.43	1467.11 2350.40	1544.91 2459.42	1611.06 2580.02	1688.89 2712.35	1770.65 2836.95	1852.37 2976.93	1941.86 3124.82	2031.32 3276.57
000054	Administrative Support Spec	6	1470.03 2275.87	1533.02 2382.05	1607.62 2492.07	1674.52 2606.05	1749.10 2723.98	1823.85 2853.64	1910.33 2991.33	1988.91 3128.86	2079.34 3274.24	2181.58 3427.62
000055	Asst Property		MIN 3740.26		MIN2 4114.28		MAX 6174.28		PAY GRADE...G08			

MIAMI DADE COUNTY  
FY 2022-2023 PAY PLAN EFFECTIVE 2022-10-03

JOB CODE NUMBER	JOB TITLE										
		01	02	03	04	05	06	07	08	09	10
		←----->									
		11	12	13	14	15	16	17	18	19	20
	Appraiser, Admin										
000056	Director, Pa Human Resources	MIN 3436.05		MIN2 3779.62		MAX 5593.16		PAY GRADE..P07			
000057	Pa Human Resources Coordinator	MIN 2560.32		MIN2 3070.13		MAX 4409.35		PAY GRADE..Z08			
000058	Pa Human Resources Officer	MIN 2176.16		MIN2 2633.36		MAX 3830.90		PAY GRADE..G78			
000059	Pa Human Resources Generalist	MIN 2160.21		MIN2 2527.44		MAX 3607.85		PAY GRADE..G01			
000060	Pa Hr Support Specialist	MIN 1941.86		MIN2 2350.40		MAX 3436.07		PAY GRADE..G75			
000075	Records Center Technician 1	6 1074.96	1109.22	1154.96	1200.64	1246.23	1291.97	1345.26	1394.77	1440.42	1505.20
		1566.10	1626.93	1695.58	1764.03	1840.10	1917.31	1999.69	2086.00	2180.06	2270.22
000076	Records Center Technician 2	6 1200.64	1246.23	1291.97	1345.26	1394.77	1440.42	1505.20	1566.10	1626.93	1695.58
		1764.03	1840.10	1917.31	1999.69	2086.00	2180.06	2270.22	2372.18	2478.11	2591.83
000077	Micrographics Supervisor	6 1513.76	1583.84	1661.61	1739.46	1828.98	1914.51	2004.15	2101.41	2198.70	2303.77
		2420.57	2533.31	2657.81	2790.09	2922.44	3066.50	3218.22	3369.93	3537.34	3700.72
000078	Cadd Technician	MIN 2136.98		MIN2 2560.32		MAX 3223.64		PAY GRADE..GII			
000084	Telephone Console Operator 1	6 1236.00	1288.18	1340.28	1396.50	1456.84	1517.07	1585.21	1653.54	1721.83	1802.16
		1882.43	1964.33	2059.58	2150.50	2253.87	2357.29	2464.80	2580.65	2700.60	2828.74
000087	Secretary To Sr Deputy Clerk	MIN 1595.11		MIN2 1922.64		MAX 2819.78		PAY GRADE..D02			
000088	Exec Secretary To Clerk	MIN 1753.12		MIN2 2111.40		MAX 3094.83		PAY GRADE..D03			
000089	Senior Exec Secretary To Clerk	MIN 1661.43		MIN2 2294.02		MAX 4096.67		PAY GRADE..D04			
000094	Administrative Secretary	MIN 1351.40		MIN2 1605.48		MAX 2507.16		PAY GRADE..A01			
000095	Executive Secretary	MIN 1548.64		MIN2 1866.64		MAX 2737.64		PAY GRADE..A02			
000096	Senior Executive Secretary	MIN 1702.06		MIN2 2049.90		MAX 3004.70		PAY GRADE..A03			
000098	Sr Executive Sec, Mayor Off	SALARY TO BE DETERMINED BY THE MAYOR									
000099	Pa Computer Technician 1	6 1564.13	1639.69	1719.08	1798.41	1885.30	1972.16	2070.39	2176.16	2281.95	2387.77
		2504.87	2633.36	2754.33	2890.22	3033.81	3181.14	3335.98	3498.50	3661.02	3830.90
000100	Pa Computer Technician 2	6 1941.86	2031.32	2132.50	2241.43	2350.40	2459.42	2580.02	2712.35	2836.95	2976.93
		3124.82	3276.57	3436.07	3603.46	3770.83	3945.82	4128.79	4315.55	4517.96	4735.89
000101	Senior Prop Appraiser Clerk	6 1557.21	1623.93	1702.97	1773.85	1852.85	1932.01	2023.62	2106.88	2202.64	2310.97
		2410.83	2523.31	2639.87	2760.62	2885.52	3022.87	3168.71	3314.42	3468.41	3630.90

MIAMI DADE COUNTY  
FY 2022-2023 PAY PLAN EFFECTIVE 2022-10-03

JOB CODE NUMBER	JOB TITLE		←-----										→
			01	02	03	04	05	06	07	08	09	10	
			11	12	13	14	15	16	17	18	19	20	
000102	Property Appraiser Clerk 1	6	1243.91 1830.50	1296.95 1907.92	1345.78 1985.29	1394.64 2068.33	1451.62 2156.39	1504.59 2248.85	1557.54 2353.62	1622.73 2454.26	1687.92 2563.43	1757.19 2680.89	
000103	Property Appraiser Clerk 2	6	1394.64 2068.33	1451.62 2156.39	1504.59 2248.85	1557.55 2353.62	1622.73 2454.26	1687.92 2563.43	1757.19 2680.89	1830.50 2801.55	1907.92 2927.56	1985.29 3059.32	
000104	Realty Change Clerk	6	1394.64 2068.33	1451.62 2156.39	1504.59 2248.85	1557.55 2353.62	1622.73 2454.26	1687.92 2563.43	1757.19 2680.89	1830.50 2801.55	1907.92 2927.56	1985.29 3059.32	
000105	Pa Personnel Specialist 1	6	1410.27 2259.36	1485.05 2364.13	1548.64 2480.06	1623.46 2607.28	1702.06 2727.06	1780.60 2861.61	1866.64 3003.78	1952.63 3149.65	2049.90 3302.96	2154.62 3463.86	
000106	Pa Personnel Specialist 2	6	1798.41 2890.22	1885.30 3033.81	1972.16 3181.14	2070.39 3335.98	2176.16 3498.50	2281.95 3661.02	2387.77 3830.90	2504.87 4008.53	2633.36 4189.84	2754.33 4386.37	
000107	PA Property Evaluator 1	6	1470.03 2275.87	1533.02 2382.05	1607.62 2492.07	1674.52 2606.05	1749.10 2723.98	1823.85 2853.64	1910.33 2991.33	1988.91 3128.86	2079.34 3274.24	2181.58 3427.62	
000108	Pa Personnel Support Spec	6	1544.91 2459.42	1611.06 2580.02	1688.89 2712.35	1770.65 2836.95	1852.37 2976.93	1941.86 3124.82	2031.32 3276.57	2132.50 3436.07	2241.43 3603.46	2350.40 3770.83	
000109	Pa Personnel Specialist 3	6	2176.16 3498.50	2281.95 3661.02	2387.77 3830.90	2504.87 4008.53	2633.36 4189.84	2754.33 4386.37	2890.22 4597.95	3033.81 4813.24	3181.14 5039.98	3335.98 5281.77	
000110	Real Estate Evaluator 1	6	1773.90 2836.95	1853.20 2976.93	1941.86 3124.82	2031.32 3276.57	2132.50 3436.07	2241.43 3603.46	2350.40 3770.83	2459.42 3945.82	2580.02 4128.79	2712.35 4315.55	
000111	Real Estate Evaluator 2	6	2132.50 3436.07	2241.43 3603.46	2350.40 3770.83	2459.42 3945.82	2580.02 4128.79	2712.35 4315.55	2836.95 4517.96	2976.93 4735.89	3124.82 4957.63	3276.57 5191.18	
000112	Pa Sr Admin Support Specialist		MIN 1941.86		MIN2 2350.40		MAX 3436.07		PAY GRADE..G75				
000113	Pa Administrative Secretary		MIN 1351.40		MIN2 1605.48		MAX 2507.16		PAY GRADE..Z01				
000114	Pa Executive Secretary		MIN 1548.64		MIN2 1866.64		MAX 2737.64		PAY GRADE..A02				
000115	Pa Senior Exec Secretary		MIN 1702.06		MIN2 2049.90		MAX 3004.70		PAY GRADE..A03				
000116	Pa Administrative Support Spec	6	1688.89 2712.35	1770.65 2836.95	1852.37 2976.93	1941.86 3124.82	2031.32 3276.57	2132.50 3436.07	2241.43 3603.46	2350.40 3770.83	2459.42 3945.82	2580.02 4128.79	
000117	Ast To The Dep Prop Appraiser		MIN 2176.14		MIN2 2546.08		MAX 3844.09		PAY GRADE..P02				
000118	Senior Realty Change Clerk	6	1455.33 2253.11	1517.69 2358.24	1591.57 2467.17	1657.80 2580.02	1731.64 2696.76	1805.62 2825.11	1891.23 2961.41	1969.04 3097.58	2058.55 3241.50	2159.79 3393.37	
000119	Pa Quality Control Specialist	6	2435.07 3906.75	2554.46 4087.92	2685.50 4272.82	2808.86 4473.23	2947.46 4688.99	3095.12 4908.54	3244.14 5139.77	3402.05 5386.35	3567.78 5640.57	3733.50 5910.32	



MIAMI DADE COUNTY  
FY 2022-2023 PAY PLAN EFFECTIVE 2022-10-03

JOB CODE NUMBER	JOB TITLE		01	02	03	04	05	06	07	08	09	10
			11	12	13	14	15	16	17	18	19	20
000120	Income Evaluation Specialist	6	2350.40 3770.83	2459.42 3945.82	2580.02 4128.79	2712.35 4315.55	2836.95 4517.96	2976.93 4735.89	3124.82 4957.63	3276.57 5191.18	3436.07 5440.22	3603.46 5696.98
000121	Pa Information Tech Analyst 1		MIN 2336.92		MIN2 2799.53		MAX 4030.51		PAY GRADE..Z06			
000122	Property Evaluation Spec	6	2350.40 3770.83	2459.42 3945.82	2580.02 4128.79	2712.35 4315.55	2836.95 4517.96	2976.93 4735.89	3124.82 4957.63	3276.57 5191.18	3436.07 5440.22	3603.46 5696.98
000123	Pa It Analyst 2		MIN 2560.32		MIN2 3070.13		MAX 4409.35		PAY GRADE..Z08			
000124	Pa Sr Info Technology Analyst		MIN 3104.63		MIN2 3743.42		MAX 5178.14		PAY GRADE..Z13			
000125	Pa Information Service Manager		MIN 3534.39		MIN2 4261.58		MAX 5894.93		PAY GRADE..P08			
000126	Pa Communications Assistant	6	1688.89 2712.35	1770.65 2836.95	1852.37 2976.93	1941.86 3124.82	2031.32 3276.57	2132.50 3436.07	2241.43 3603.46	2350.40 3770.83	2459.42 3945.82	2580.02 4128.79
000127	Pa Const & Pub Relations Ast		MIN 1841.54		MIN2 2154.62		MAX 3292.02		PAY GRADE..G00			
000128	Exec Ast To Property Appraiser		MIN 1611.06		MIN2 1941.86		MAX 2847.97		PAY GRADE..Z03			
000129	Pa Special Projects Admin 1	6	2364.13 3792.98	2480.06 3968.85	2607.28 4148.37	2727.06 4342.93	2861.61 4552.42	3003.78 4765.58	3149.65 4990.07	3302.96 5229.47	3463.86 5476.28	3624.77 5738.16
000130	Realty Change Evaluator 1	6	1756.34 2808.86	1834.85 2947.46	1922.64 3093.89	2011.21 3244.14	2111.40 3402.05	2219.25 3567.78	2327.13 3733.50	2435.07 3906.75	2554.46 4087.92	2685.48 4272.82
000131	Personal Property Evaluator 1	6	1773.90 2836.95	1853.20 2976.93	1941.86 3124.82	2031.32 3276.57	2132.50 3436.07	2241.43 3603.46	2350.40 3770.83	2459.42 3945.82	2580.02 4128.79	2712.35 4315.55
000132	Personal Property Evaluator 2	6	2132.50 3436.07	2241.43 3603.46	2350.40 3770.83	2459.42 3945.82	2580.02 4128.79	2712.35 4315.55	2836.95 4517.96	2976.93 4735.89	3124.82 4957.63	3276.57 5191.18
000133	Pa Tax Roll Coordinator	6	2387.77 3830.90	2504.87 4008.53	2633.36 4189.84	2754.33 4386.37	2890.22 4597.95	3035.00 4813.24	3181.14 5039.98	3335.98 5281.77	3498.50 5531.05	3661.02 5795.55
000134	Pa Procurement Manager		MIN 2866.70		MIN2 3354.06		MAX 4933.18		PAY GRADE..Z10			
000135	Pa System Administrator		MIN 3073.89		MIN2 3706.35		MAX 5126.87		PAY GRADE..Z12			
000136	Pa Public Relations Officer		MIN 1841.54		MIN2 2154.62		MAX 3292.02		PAY GRADE..G00			
000137	Pa Legal Spec 1	6	2364.13 3792.98	2480.06 3968.85	2607.28 4148.37	2727.06 4342.93	2861.61 4552.42	3003.78 4765.58	3149.65 4990.07	3302.96 5229.47	3463.86 5476.28	3624.77 5738.16
000138	Pa Legal Spec 2		MIN 2678.92		MIN2 3134.34		MAX 4573.55		PAY GRADE..Z09			
000139	Pa Computer Operations Spec		MIN 2181.81		MIN2 2552.72		MAX 3643.93		PAY GRADE..Z05			

MIAMI DADE COUNTY  
FY 2022-2023 PAY PLAN EFFECTIVE 2022-10-03

JOB CODE NUMBER	JOB TITLE	←-----										→
		01	02	03	04	05	06	07	08	09	10	
		11	12	13	14	15	16	17	18	19	20	
000140	Property Appraiser Sup 1	6	2580.02	2712.35	2836.95	2976.93	3126.07	3276.57	3436.07	3603.46	3770.83	3945.82
			4128.79	4315.55	4517.96	4735.89	4957.63	5191.18	5440.22	5696.98	5969.42	6249.99
000141	Property Appraiser Sup 2	6	2836.95	2976.93	3124.82	3276.57	3436.07	3603.46	3770.83	3945.82	4128.79	4315.55
			4517.96	4735.89	4957.63	5191.18	5440.22	5696.98	5969.42	6253.46	6556.99	6865.16
000142	Property Appraiser Sup		MIN 2980.23		MIN2 3477.25		MAX 5128.56		PAY GRADE..P05			
	3											
000143	Pa Legal Services Assistant	6	1564.13	1639.69	1719.08	1798.41	1885.30	1972.16	2070.39	2176.16	2281.95	2387.77
			2504.87	2633.36	2754.33	2890.22	3033.81	3181.14	3335.98	3498.50	3661.02	3830.90
000144	Sr Property Appraiser Sup		MIN 3402.03		MIN2 3742.20		MAX 5537.78		PAY GRADE..Z18			
000145	Director, Pa Division		MIN 3436.05		MIN2 3779.62		MAX 5593.16		PAY GRADE..P07			
000146	Pa Human Resources Manager		MIN 2502.21		MIN2 2927.61		MAX 4241.04		PAY GRADE..Z07			
000147	Mgr, Pa Administration		MIN 3436.05		MIN2 3779.62		MAX 5593.16		PAY GRADE..P07			
000148	Dir Pa Technical Support Div		MIN 3240.03		MIN2 3564.00		MAX 5274.07		PAY GRADE..G06			
000149	Pa Human Resources Assistant		MIN 1595.11		MIN2 1922.64		MAX 2819.78		PAY GRADE..G69			
000150	Pa Legal Support Specialist		MIN 1479.16		MIN2 1773.90		MAX 2582.38		PAY GRADE..G67			
000151	Pa Staff Attorney		MIN 2866.72		MIN2 3354.02		MAX 4241.04		PAY GRADE..P01			
000152	Pa Senior Staff Attorney		MIN 2952.71		MIN2 3454.68		MAX 5081.18		PAY GRADE..Z11			
000153	Chief, Pa Info Services Div		MIN 4053.82		MIN2 4459.21		MAX 6738.21		PAY GRADE..Z14			
000154	Pa Legal Manager		MIN 3546.50		MIN2 4251.09		MAX 5361.08		PAY GRADE..Z25			
000155	Deputy, Property Appraiser		MIN 6401.52		MIN2 7074.40		MAX 11924.74		PAY GRADE..Z16			
000156	Property Appraiser		SALARY TO BE DETERMINED BY THE BOARD OF COUNTY COMMISSIONERS									
000157	Pa Tax Roll Manager	6	2712.35	2836.95	2976.93	3124.82	3276.57	3436.07	3603.46	3770.83	3945.82	4128.79
			4315.55	4517.96	4735.89	4957.63	5191.18	5440.22	5696.98	5969.42	6253.46	6556.99
000158	Pa Senior System Administrator		MIN 3366.07		MIN2 4058.65		MAX 5614.21		PAY GRADE..GIK			
000159	Property Exemptions Clerk	6	1243.91	1296.95	1345.78	1394.64	1451.62	1504.59	1557.54	1622.73	1687.92	1757.19
			1830.50	1907.92	1985.29	2068.33	2156.39	2248.85	2353.62	2454.26	2563.43	2680.89
000160	Senior Property Exemptions Clk	6	1394.64	1451.62	1504.59	1557.55	1622.73	1687.92	1757.19	1830.50	1907.92	1985.29
			2068.33	2156.39	2248.85	2353.62	2454.26	2563.43	2680.89	2801.55	2927.56	3059.32
000161	Property Exemptions Eval	6	1773.90	1853.20	1941.86	2031.32	2132.50	2241.43	2350.40	2459.42	2580.02	2712.35
	1											



MIAMI DADE COUNTY  
 FY 2022-2023 PAY PLAN EFFECTIVE 2022-10-03

JOB CODE NUMBER	JOB TITLE		01	02	03	04	05	06	07	08	09	10
			←-----									
			11	12	13	14	15	16	17	18	19	20
			2836.95	2976.93	3124.82	3276.57	3436.07	3603.46	3770.83	3945.82	4128.79	4315.55
000162	Property Exemptions Eval 2	6	2132.50 3436.07	2241.43 3603.46	2350.40 3770.83	2459.42 3945.82	2580.02 4128.79	2712.35 4315.55	2836.95 4517.96	2976.93 4735.89	3124.82 4957.63	3276.57 5191.18
000163	Property Exemptions Specialist	6	2350.40 3770.83	2459.42 3945.82	2580.02 4128.79	2712.35 4315.55	2836.95 4517.96	2976.93 4735.89	3124.82 4957.63	3276.57 5191.18	3436.07 5440.22	3603.46 5696.98
000164	Pa Communications Aide	6	1243.91 1830.50	1296.95 1907.92	1345.78 1985.29	1394.64 2068.33	1451.62 2156.39	1504.59 2248.85	1557.54 2353.62	1622.73 2454.26	1687.92 2563.43	1757.19 2680.89
000165	Pa Seasonal Appraiser		MIN 2160.21		MIN2 2527.44		MAX 3607.85		PAY GRADE..G01			
000166	Pa It Operations Manager		MIN 2976.93		MIN2 3603.46		MAX 5191.18		PAY GRADE..G87			
000167	Isd Records Custodian		MIN 1702.06		MIN2 2049.90		MAX 3004.70		PAY GRADE..A03			
000168	Procurement Vendor Svc Spec	6	2241.43 3603.46	2350.40 3770.83	2459.42 3945.82	2580.02 4128.79	2712.35 4315.55	2836.95 4517.96	2976.93 4735.89	3124.82 4957.63	3276.57 5191.18	3436.07 5440.22
000170	Procurement Contract Tech	6	1455.33 2253.11	1517.69 2358.24	1591.57 2467.17	1657.80 2580.02	1731.64 2696.76	1805.62 2825.11	1891.23 2961.41	1969.04 3097.58	2058.55 3241.50	2159.79 3393.37
000171	Procurement Contracting Assc	6	1455.33 2253.11	1517.69 2358.24	1591.57 2467.17	1657.80 2580.02	1731.64 2696.76	1805.62 2825.11	1891.23 2961.41	1969.04 3097.58	2058.55 3241.50	2159.79 3393.37
000172	Pa Property Evaluator 2	6	1642.23 2505.51	1710.75 2619.14	1783.11 2736.84	1855.41 2858.29	1933.02 2987.74	2015.32 3128.88	2101.64 3269.69	2199.69 3416.82	2293.71 3570.60	2395.73 3731.29
000174	Pa Senior Programmer		MIN 3104.63		MIN2 3743.42		MAX 5178.14		PAY GRADE..Z13			
000176	Mgr Procurement Vendor Svc		MIN 2838.32		MIN2 3320.85		MAX 4884.34		PAY GRADE..G05			
000181	Procurement Contracting Mgr		MIN 3478.47		MIN2 3826.34		MAX 5704.02		PAY GRADE..G07			
000182	Procurment Business Admin		MIN 3740.26		MIN2 4114.28		MAX 6174.28		PAY GRADE..G08			
000183	Ae Consultant Selection Coor		MIN 2838.32		MIN2 3320.85		MAX 4884.34		PAY GRADE..G05			
000184	Sr A/E Consultant Sel Coor		MIN 3478.47		MIN2 3826.34		MAX 5704.02		PAY GRADE..G07			
000185	Isd,Div Dir Acquis & Sourcing		MIN 3740.26		MIN2 4114.28		MAX 6174.28		PAY GRADE..G08			
000187	Procurement Contracting Ofc 3		MIN 3240.03		MIN2 3564.00		MAX 5274.07		PAY GRADE..G06			
000188	Procurement Contracting Ofc 1	6	2241.43 3603.46	2350.40 3770.83	2459.42 3945.82	2580.02 4128.79	2712.35 4315.55	2836.95 4517.96	2976.93 4735.89	3124.82 4957.63	3276.57 5191.18	3436.07 5440.22

MIAMI DADE COUNTY  
FY 2022-2023 PAY PLAN EFFECTIVE 2022-10-03

JOB CODE NUMBER	JOB TITLE										
		01	02	03	04	05	06	07	08	09	10
		←									→
		11	12	13	14	15	16	17	18	19	20
000189	Procurement Contracting Ofc 2	MIN 2838.32		MIN2 3320.85		MAX 4884.34		PAY GRADE..G05			
000190	Procurement Analyst	MIN 2502.21		MIN2 2927.61		MAX 4241.04		PAY GRADE..G03			
000191	Procurement Quality Ctrl Spec	6 2031.32	2132.50	2241.43	2350.40	2459.42	2580.02	2712.35	2836.95	2976.93	3124.82
		3276.57	3436.07	3603.46	3770.83	3945.82	4128.79	4315.55	4517.96	4735.89	4957.63
000192	Pa Administrative Officer	MIN 2241.43		MIN2 2976.93		MAX 3945.82		PAY GRADE..G79			
000196	Cf Neg/Erp Spec Developer	MIN 4013.69		MIN2 4415.05		MAX 6671.50		PAY GRADE..G09			
000197	Procure & Policies Trng Coor	MIN 3240.03		MIN2 3564.00		MAX 5274.07		PAY GRADE..G06			
000198	Cf Mdc Procurement Officer	MIN 5019.99		MIN2 5522.02		MAX 8525.75		PAY GRADE..G12			
000199	Isd Div Dir Proc Plcy & Train	MIN 3740.26		MIN2 4114.28		MAX 6174.28		PAY GRADE..G08			
000201	Stores Clerk	6 1236.00	1284.67	1341.37	1394.10	1454.90	1515.57	1580.52	1657.45	1726.42	1803.31
		1880.37	1969.52	2050.55	2143.76	2249.19	2346.38	2455.86	2569.29	2686.82	2808.39
000202	Inventory Clerk	6 1318.40	1370.31	1430.79	1487.05	1551.89	1616.61	1685.88	1767.94	1841.52	1923.54
		2005.72	2100.83	2187.26	2286.68	2399.14	2502.81	2619.58	2740.58	2865.93	2995.61
000206	Electronic Parts Specialist	6 1623.02	1695.61	1772.06	1860.14	1942.19	2036.74	2135.23	2237.65	2340.12	2458.29
		2576.41	2702.51	2832.55	2970.42	3116.20	3269.81	3427.40	3592.88	3758.38	3931.55
000207	Dept Personnel Rcrd Ofc	6 1455.33	1517.69	1591.57	1657.80	1731.64	1805.62	1891.23	1969.04	2058.55	2159.79
		2253.11	2358.24	2467.17	2580.02	2696.76	2825.11	2961.41	3097.58	3241.50	3393.37
000209	Mail Center Clerk 1	6 1236.00	1284.67	1341.37	1394.10	1454.90	1515.57	1580.52	1657.45	1726.42	1803.31
		1880.37	1969.52	2050.55	2143.76	2249.19	2346.38	2455.86	2569.29	2686.82	2808.39
000211	Mail Center Clerk 2	6 1318.40	1370.31	1430.79	1487.05	1551.89	1616.61	1685.88	1767.94	1841.52	1923.54
		2005.72	2100.83	2187.26	2286.68	2399.14	2502.81	2619.58	2740.58	2865.93	2995.61
000213	Mail Center Supervisor	6 1455.33	1517.69	1591.57	1657.80	1731.64	1805.62	1891.23	1969.04	2058.55	2159.79
		2253.11	2358.24	2467.17	2580.02	2696.76	2825.11	2961.41	3097.58	3241.50	3393.37
000220	Storekeeper	6 1467.11	1544.91	1611.06	1688.89	1770.65	1852.37	1941.86	2031.32	2132.50	2241.43
		2350.40	2459.42	2580.02	2712.35	2836.95	2976.93	3124.82	3276.57	3435.69	3602.54
000221	Warehouse Supply Supervisor	6 1852.37	1941.86	2031.32	2132.50	2241.43	2350.40	2459.42	2580.02	2712.35	2836.95
		2976.93	3124.82	3276.57	3436.07	3603.46	3770.83	3945.82	4128.79	4315.55	4517.96
000223	Capital Inventory Clerk	6 1303.41	1356.65	1406.17	1455.65	1516.57	1577.47	1642.23	1710.75	1783.11	1855.41
		1933.02	2015.32	2101.73	2199.65	2293.71	2395.73	2505.48	2619.15	2736.84	2858.29
000225	Isd Surplus Property Sup	6 1852.37	1941.86	2031.32	2132.50	2241.43	2350.40	2459.42	2580.02	2712.35	2836.95

MIAMI DADE COUNTY  
FY 2022-2023 PAY PLAN EFFECTIVE 2022-10-03

JOB CODE NUMBER	JOB TITLE											
		01	02	03	04	05	06	07	08	09	10	
		←									→	
		11	12	13	14	15	16	17	18	19	20	
		2976.93	3124.82	3276.57	3436.07	3603.46	3770.83	3945.82	4128.79	4315.55	4517.96	
000226	Isd Real Est & Dev Spc Advisor	MIN 5409.68		MIN2 5950.66		MAX 10029.30		PAY GRADE..G13				
000227	College Intern			\$15 FLAT HOURLY RATE								
000228	Records Center Clerk 1	6	1048.41 1516.57	1082.68 1577.50	1124.49 1642.23	1162.53 1710.75	1212.09 1783.11	1257.73 1855.41	1303.40 1933.02	1356.65 2015.32	1406.17 2101.64	1455.65 2199.69
000229	Records Center Clerk 2	6	1212.09 1783.11	1257.73 1855.41	1303.40 1933.02	1356.65 2015.32	1406.17 2101.64	1455.65 2199.69	1516.57 2293.71	1577.50 2395.73	1642.23 2505.51	1710.75 2619.14
000230	Records Center Supervisor	6	1852.37 2976.93	1941.86 3124.82	2031.32 3276.57	2132.50 3436.07	2241.43 3603.46	2350.40 3770.83	2459.42 3945.82	2580.02 4128.79	2712.35 4315.55	2836.95 4517.96
000231	Isd Inventory & Supply Spec	6	1391.94 2101.73	1442.87 2199.65	1505.62 2293.71	1568.35 2395.73	1635.06 2505.48	1705.61 2619.15	1780.17 2736.84	1854.61 2858.29	1933.02 2989.25	2015.32 3121.38
000233	Materials Management Sup	6	2031.32 3276.57	2132.50 3436.07	2241.43 3603.46	2350.40 3770.83	2459.42 3945.82	2580.02 4128.79	2712.35 4315.55	2836.95 4517.96	2976.93 4735.89	3124.82 4957.63
000234	Isd Parking Operations Sup	6	2241.43 3603.46	2350.40 3770.83	2459.42 3945.82	2580.02 4128.79	2712.35 4315.55	2836.95 4517.96	2976.93 4735.89	3124.82 4957.63	3276.57 5191.18	3436.07 5440.22
000240	Variable Data Printing Spec	6	1852.37 2976.93	1941.86 3124.82	2031.32 3276.57	2132.50 3436.07	2241.43 3603.46	2350.40 3770.83	2459.42 3945.82	2580.02 4128.79	2712.35 4315.55	2836.95 4517.96
000241	Isd Property & Materials Sup	6	2241.43 3603.46	2350.40 3770.83	2459.42 3945.82	2580.02 4128.79	2712.35 4315.55	2836.95 4517.96	2976.93 4735.89	3124.82 4957.63	3276.57 5191.18	3436.07 5440.22
000243	Graphics Typesetter	6	1425.23 2258.47	1490.00 2368.27	1566.10 2478.11	1630.75 2599.59	1706.94 2732.90	1786.92 2858.29	1866.84 2999.55	1956.54 3148.50	2046.69 3301.45	2148.68 3462.20
000244	Graphic Designer	6	2241.43 3603.46	2350.40 3770.83	2459.42 3945.82	2580.02 4128.79	2712.35 4315.55	2836.95 4517.96	2976.93 4735.89	3124.82 4957.63	3276.57 5191.18	3436.07 5440.22
000247	Lithographer	6	1442.87 2199.65	1505.62 2293.71	1568.39 2395.73	1635.06 2505.51	1705.61 2618.27	1780.17 2736.10	1854.61 2859.20	1933.02 2987.85	2015.32 3122.34	2101.73 3262.85
000249	Senior Lithographer	6	1642.23 2505.51	1710.75 2619.14	1783.11 2736.84	1855.41 2858.29	1933.02 2987.74	2015.32 3128.88	2101.64 3269.69	2199.69 3416.82	2293.71 3570.60	2395.73 3731.29
000251	Lithographic Imaging Tech	6	1642.23 2505.51	1710.75 2619.14	1783.11 2736.84	1855.41 2858.29	1933.02 2987.74	2015.32 3128.88	2101.64 3269.69	2199.69 3416.82	2293.71 3570.60	2395.73 3731.29
000252	Isd Services Clerk	6	1398.97 2165.83	1458.90 2266.88	1529.91 2371.58	1593.56 2480.06	1664.55 2592.27	1735.67 2715.67	1817.98 2846.69	1892.75 2977.59	1978.82 3115.95	2076.12 3261.91
000253	Warehouse & Purchasing Sup	6	2241.43	2350.40	2459.42	2580.02	2712.35	2836.95	2976.93	3124.82	3276.57	3436.07

MIAMI DADE COUNTY  
FY 2022-2023 PAY PLAN EFFECTIVE 2022-10-03

JOB CODE NUMBER	JOB TITLE		01	02	03	04	05	06	07	08	09	10
			←									→
			11	12	13	14	15	16	17	18	19	20
			3603.46	3770.83	3945.82	4128.79	4315.55	4517.96	4735.89	4957.63	5191.18	5440.22
000254	Graphics Manager	6	2797.89 4451.74	2934.19 4665.82	3078.03 4883.69	3229.85 5109.41	3385.55 5350.69	3549.00 5607.55	3712.46 5868.20	3883.57 6144.54	4066.54 6437.03	4257.18 6758.91
000255	Isd Graphics Service Mgr	6	2727.06 4342.93	2861.61 4552.42	3003.78 4765.58	3149.65 4990.07	3302.96 5229.47	3463.86 5476.28	3624.76 5738.16	3792.98 6011.21	3968.85 6302.97	4148.37 6598.52
000257	Isd Supply Supervisor	6	1852.37 2976.93	1941.86 3124.82	2031.32 3276.57	2132.50 3436.07	2241.43 3603.46	2350.40 3770.83	2459.42 3945.82	2580.02 4128.79	2712.35 4315.55	2836.95 4517.96
000258	Isd Real Estate Manager		MIN 3478.47		MIN2 3826.34		MAX 5704.02		PAY GRADE..G07			
000260	Manager Isd		MIN 3240.03		MIN2 3564.00		MAX 5274.07		PAY GRADE..G06			
000262	Automotive Services Specialist	6	1467.11 2350.40	1544.91 2459.42	1611.06 2580.02	1688.89 2712.35	1770.65 2836.95	1852.37 2976.93	1941.86 3124.82	2031.32 3276.57	2132.50 3436.07	2241.43 3603.46
000265	Construction Contracts Spec	6	2219.25 3567.78	2327.13 3733.50	2435.07 3906.75	2554.46 4087.92	2685.50 4272.82	2808.86 4473.23	2947.46 4688.99	3093.89 4908.54	3244.14 5139.77	3402.05 5386.35
000266	Constr Contracts Spec Sup	6	2607.28 4148.37	2727.06 4342.93	2861.61 4552.42	3003.78 4765.58	3149.65 4990.07	3302.96 5229.47	3463.86 5476.28	3624.77 5738.16	3792.98 6011.21	3968.85 6302.97
000268	Graphics Technician	6	1618.86 2595.56	1700.57 2724.03	1778.38 2852.36	1860.08 2992.50	1953.46 3140.40	2042.97 3292.13	2144.16 3451.69	2253.11 3619.03	2362.11 3786.32	2474.93 3965.29
000269	Graphic Designer Supervisor	6	2459.42 3945.82	2580.02 4128.79	2712.35 4315.55	2836.95 4517.96	2976.93 4735.89	3124.82 4957.63	3276.57 5191.18	3436.07 5440.22	3603.46 5696.98	3770.83 5969.42
000270	Buyer	6	1549.48 2466.46	1628.80 2580.83	1696.12 2707.39	1775.47 2846.26	1858.76 2976.95	1943.75 3123.93	2037.71 3279.14	2131.69 3438.41	2237.81 3593.10	2352.08 3754.81
000271	Ast To The Assistant Dir		MIN 2652.39		MIN2 3103.32		MAX 4528.27		PAY GRADE..G04			
000272	Departmental Admin Coord		MIN 1841.54		MIN2 2154.62		MAX 3292.02		PAY GRADE..G00			
000273	Cf, Isd Legislative & Bus Svc		MIN 4013.69		MIN2 4415.05		MAX 6671.50		PAY GRADE..G09			
000275	Cf,Isd Client Engagement Svc		MIN 4013.69		MIN2 4415.05		MAX 6671.50		PAY GRADE..G09			
000276	Isd Program Coordinator		MIN 4013.69		MIN2 4415.05		MAX 6671.50		PAY GRADE..G09			
000277	Business Resources Coordinator	6	2459.42 3945.82	2580.02 4128.79	2712.35 4315.55	2836.95 4517.96	2976.93 4735.89	3124.82 4957.63	3276.57 5191.18	3436.07 5440.22	3603.46 5696.98	3770.83 5969.42
000278	Mgr, Isd Finance & Budget		MIN 3478.47		MIN2 3826.34		MAX 5704.02		PAY GRADE..G07			
000279	Cf,Isd Program Mgmt Office		MIN 3740.26		MIN2 4114.28		MAX 6174.28		PAY GRADE..G08			

MIAMI DADE COUNTY  
FY 2022-2023 PAY PLAN EFFECTIVE 2022-10-03

JOB CODE NUMBER	JOB TITLE										
		01	02	03	04	05	06	07	08	09	10
		←									→
		11	12	13	14	15	16	17	18	19	20
000280	Isd Program Management Manager	MIN 3478.47		MIN2 3826.34		MAX 5704.02		PAY GRADE..G07			
000281	Isd Fiscal Manager	MIN 3478.47		MIN2 3826.34		MAX 5704.02		PAY GRADE..G07			
000282	Isd Program Mgmt Specialist	MIN 2838.32		MIN2 3320.85		MAX 4884.34		PAY GRADE..G05			
000283	Chief, Isd Policy & Office Ops	MIN 4013.69		MIN2 4415.05		MAX 6671.50		PAY GRADE..G09			
000284	Isd,Mgr Spc Strat Initatives	MIN 3240.03		MIN2 3564.00		MAX 5274.07		PAY GRADE..G06			
000286	Dir Ada Coordination	MIN 4013.69		MIN2 4415.05		MAX 6671.50		PAY GRADE..G09			
000287	Ast Dir,Internal Services Dept	MIN 5019.99		MIN2 5522.02		MAX 8525.75		PAY GRADE..G12			
000288	Director Isd	MIN 5409.68		MIN2 5950.66		MAX 15309.84		PAY GRADE..E01			
000289	Division Director 2,Isd	MIN 4321.94		MIN2 4754.15		MAX 7235.87		PAY GRADE..G10			
000290	Isd Operations Coordinator	MIN 2502.21		MIN2 2927.61		MAX 4241.04		PAY GRADE..G03			
000291	Mgr Isd Arch & Engineering Svc	MIN 3740.26		MIN2 4114.28		MAX 6174.28		PAY GRADE..G08			
000292	Division, Director, Fimd	MIN 4659.31		MIN2 5125.22		MAX 7853.89		PAY GRADE..G11			
000293	Div Dir, Isd Small Bus Dev	MIN 4659.31		MIN2 5125.22		MAX 7853.89		PAY GRADE..G11			
000295	Ast To The Deputy Director	MIN 2838.32		MIN2 3320.85		MAX 4884.34		PAY GRADE..G05			
000298	Assistant Division Dir, Isd	MIN 3740.26		MIN2 4114.28		MAX 6174.28		PAY GRADE..G08			
000299	Deputy Director, Isd	MIN 5020.00		MIN2 5522.02		MAX 13640.25		PAY GRADE..E02			
000301	Cashier 1	6 1094.01 1585.12	1135.84 1646.07	1170.17 1714.55	1215.84 1790.69	1265.30 1863.02	1311.06 1944.82	1360.53 2023.24	1417.55 2113.43	1470.97 2207.51	1524.15 2301.61
000302	Cashier 2	6 1318.40 2005.72	1370.31 2100.83	1430.79 2187.26	1487.05 2286.68	1551.89 2399.14	1616.61 2502.81	1685.88 2619.58	1767.94 2740.58	1841.52 2865.93	1923.54 2995.61
000304	Medical Billing Clerk	6 1318.40 2005.72	1370.31 2100.83	1430.79 2187.26	1487.05 2286.68	1551.89 2399.14	1616.61 2502.81	1685.88 2619.58	1767.94 2740.58	1841.52 2865.93	1923.54 2995.61
000305	Paralegal Collection Spec	6 1770.65 2836.95	1852.37 2976.93	1941.86 3124.82	2031.32 3276.57	2132.50 3436.07	2241.43 3603.46	2350.40 3770.83	2459.42 3945.82	2580.02 4128.79	2712.35 4315.55
000306	Paralegal Supervisor	6 2070.39 3245.45	2163.67 3397.17	2260.91 3552.77	2362.11 3720.13	2467.17 3887.54	2583.81 4062.72	2708.40 4245.50	2825.11 4444.05	2961.41 4642.40	3101.35 4852.58
000307	Hospital Account Clerk	6 1412.96 2187.47	1473.50 2289.54	1545.21 2395.28	1609.49 2504.86	1681.19 2618.19	1753.02 2742.82	1836.16 2875.13	1911.68 3007.35	1998.59 3147.09	2096.87 3294.51

MIAMI DADE COUNTY  
FY 2022-2023 PAY PLAN EFFECTIVE 2022-10-03

JOB CODE NUMBER	JOB TITLE		01	02	03	04	05	06	07	08	09	10
			11	12	13	14	15	16	17	18	19	20
000308	Finance Collection Specialist	6	1611.06 2580.02	1688.89 2712.35	1770.65 2836.95	1852.37 2976.93	1941.86 3124.82	2031.32 3276.57	2132.50 3436.07	2241.43 3603.46	2350.40 3770.83	2459.42 3945.82
000309	Credit & Collections Sup	6	2031.32 3276.57	2132.50 3436.07	2241.43 3603.46	2350.40 3770.83	2459.42 3945.82	2580.02 4128.79	2712.35 4315.55	2836.95 4517.96	2976.93 4735.89	3124.82 4957.63
000310	Account Clerk	6	1318.40 2005.72	1370.31 2100.83	1430.79 2187.26	1487.05 2286.68	1551.89 2399.14	1616.61 2502.81	1685.88 2619.58	1767.94 2740.58	1841.52 2865.93	1923.54 2995.61
000311	Credit & Collections Rep	6	1470.03 2275.87	1533.02 2382.05	1607.62 2492.07	1674.52 2606.05	1749.10 2723.98	1823.85 2853.64	1910.33 2991.33	1988.91 3128.86	2079.34 3274.24	2181.58 3427.62
000312	Paralegal Support Specialist	6	1455.50 2199.25	1516.41 2293.39	1577.29 2395.35	1641.94 2505.17	1710.46 2618.79	1782.82 2736.38	1855.15 2860.23	1932.81 2987.37	2015.11 3128.46	2101.33 3261.69
000313	Credit&Collection Recovery Clk	6	1318.40 2005.72	1370.31 2100.83	1430.79 2187.26	1487.05 2286.68	1551.89 2399.14	1616.61 2502.81	1685.88 2619.58	1767.94 2740.58	1841.52 2865.93	1923.54 2995.61
000314	Finance Code Enforcement Rep	6	1442.87 2199.65	1505.62 2293.71	1568.39 2395.73	1635.06 2505.51	1705.61 2618.27	1780.17 2736.10	1854.61 2859.20	1933.02 2987.85	2015.32 3122.34	2101.73 3262.85
000315	Accountant 1	6	1688.89 2712.35	1770.65 2836.95	1852.37 2976.93	1941.86 3124.82	2031.32 3276.57	2132.50 3436.07	2241.43 3603.46	2350.40 3770.83	2459.42 3945.82	2580.02 4128.79
000316	Accountant 2	6	2132.50 3436.07	2241.43 3603.46	2350.40 3770.83	2459.42 3945.82	2580.02 4128.79	2712.35 4315.55	2836.95 4517.96	2976.93 4735.89	3124.82 4957.63	3276.57 5191.18
000317	Accountant 3	6	2459.42 3945.82	2580.02 4128.79	2712.35 4315.55	2836.95 4517.96	2976.93 4735.89	3124.82 4957.63	3276.57 5191.18	3436.07 5440.22	3603.46 5696.98	3770.83 5969.42
000318	Accountant 4	6	2727.06 4342.93	2861.61 4552.42	3003.78 4765.58	3149.65 4990.07	3302.96 5229.47	3463.86 5476.28	3624.76 5738.16	3792.98 6011.21	3968.85 6302.97	4148.37 6492.08
000320	Finance Information Specialist	6	2176.16 3498.50	2281.95 3661.02	2387.77 3830.90	2504.87 4008.53	2633.36 4189.84	2754.33 4386.37	2890.22 4597.95	3033.81 4813.24	3181.14 5039.98	3335.98 5281.77
000321	Tax Collector Bus Sys Manager		MIN 3478.47		MIN2 3826.34		MAX 5704.02		PAY GRADE...G07			
000324	Famis Coordinator		MIN 2502.21		MIN2 2927.61		MAX 4241.04		PAY GRADE...G03			
000325	Finance Account & Budget Admin	6	2727.06 4342.93	2861.61 4552.42	3003.78 4765.58	3149.65 4990.07	3302.96 5229.47	3463.86 5476.28	3624.76 5738.16	3792.98 6011.21	3968.85 6302.97	4148.37 6492.08
000326	Portfolio Analyst	6	2241.43 3603.46	2350.40 3770.83	2459.42 3945.82	2580.02 4128.79	2712.35 4315.55	2836.95 4517.96	2976.93 4735.89	3124.82 4957.63	3276.57 5191.18	3436.07 5440.22
000327	Finance Proc And Comp Admin.		MIN 2838.32		MIN2 3320.85		MAX 4884.34		PAY GRADE...G05			

MIAMI DADE COUNTY  
FY 2022-2023 PAY PLAN EFFECTIVE 2022-10-03

JOB CODE NUMBER	JOB TITLE		01	02	03	04	05	06	07	08	09	10
			←-----									
			11	12	13	14	15	16	17	18	19	20
000328	Accts Payable Comp Spec	6	1852.37 2976.93	1941.86 3124.82	2031.32 3276.57	2132.50 3436.07	2241.43 3603.46	2350.40 3770.83	2459.42 3945.82	2580.02 4128.79	2712.35 4315.55	2836.95 4517.96
000329	Investment Portfolio Clerk	6	1455.33 2253.11	1517.69 2358.24	1591.57 2467.17	1657.80 2580.02	1731.64 2696.76	1805.62 2825.11	1891.23 2961.41	1969.04 3097.58	2058.55 3241.50	2159.79 3393.37
000330	Assistant Portfolio Manager		MIN 2652.39		MIN2 3103.32		MAX 4528.27		PAY GRADE..G04			
000331	Investment Portfolio Spec	6	1798.41 2890.22	1885.30 3033.81	1972.16 3181.14	2070.39 3335.98	2176.16 3498.50	2281.95 3661.02	2387.77 3830.90	2504.87 4008.53	2633.36 4189.84	2754.33 4386.37
000332	Chief Portfolio Manager		MIN 3240.03		MIN2 3564.00		MAX 5274.07		PAY GRADE..G06			
000333	Fin Gen Fund Reporting Admin	6	2727.06 4342.93	2861.61 4552.42	3003.78 4765.58	3149.65 4990.07	3302.96 5229.47	3463.86 5476.28	3624.76 5738.16	3792.98 6011.21	3968.85 6302.97	4148.37 6492.08
000337	Mgr,Tax Collector Bus Int		MIN 2838.32		MIN2 3320.85		MAX 4884.34		PAY GRADE..G05			
000338	Convention/Tourist Tax Examine	6	1941.86 3124.82	2031.32 3276.57	2132.50 3436.07	2241.43 3603.46	2350.40 3770.83	2459.42 3945.82	2580.02 4128.79	2712.35 4315.55	2836.95 4517.96	2976.93 4735.89
000340	Finance Systems Support Admin		MIN 4013.69		MIN2 4415.05		MAX 6671.50		PAY GRADE..G09			
000341	Tax System Manager	6	2607.28 4148.37	2727.06 4342.93	2861.61 4552.42	3003.78 4765.58	3149.65 4990.07	3302.96 5229.47	3463.86 5476.28	3624.77 5738.16	3792.98 6011.21	3968.85 6302.97
000342	Dir,Finance Credit & Coll. Div		MIN 4659.31		MIN2 5125.22		MAX 7853.89		PAY GRADE..G11			
000343	Revenue & Productivity Anl 1	6	1688.89 2712.35	1770.65 2836.95	1852.37 2976.93	1941.86 3124.82	2031.32 3276.57	2132.50 3436.07	2241.43 3603.46	2350.40 3770.83	2459.42 3945.82	2580.02 4128.79
000344	Revenue & Productivity Anl 2	6	2132.50 3436.07	2241.43 3603.46	2350.40 3770.83	2459.42 3945.82	2580.02 4128.79	2712.35 4315.55	2836.95 4517.96	2976.93 4616.53	3124.82 4957.63	3276.57 5191.18
000346	Mgr Grant Resources		MIN 2838.32		MIN2 3320.85		MAX 4884.34		PAY GRADE..G05			
000348	Finance Col&Enforcement Ofc	6	1843.58 2846.45	1922.77 2978.42	2005.76 3114.13	2096.20 3253.57	2182.90 3400.72	2280.95 3553.78	2382.79 3713.66	2492.15 3880.78	2605.18 4055.41	2722.03 4237.90
000349	Tax Records Specialist 1	6	1162.53 1710.75	1212.09 1783.11	1257.73 1855.41	1303.40 1933.02	1356.65 2015.32	1406.17 2101.73	1455.65 2199.65	1516.57 2293.71	1577.50 2395.73	1642.23 2505.51
000350	Tax Records Specialist 2	6	1303.40 1933.02	1356.65 2015.32	1406.17 2101.73	1455.65 2199.65	1516.57 2293.71	1577.50 2395.73	1642.23 2505.51	1710.75 2618.27	1783.11 2736.04	1855.41 2859.18
000351	Senior Tax Records Specialist	6	1455.50 2199.26	1516.41 2293.40	1577.29 2395.37	1641.95 2505.18	1710.47 2618.80	1782.83 2736.39	1855.15 2857.97	1932.81 2987.38	2015.11 3128.48	2101.34 3261.70
000352	Tax Collector Revenue Spec	6	1688.89	1770.65	1852.37	1941.86	2031.32	2132.50	2241.43	2350.40	2459.42	2580.02

MIAMI DADE COUNTY  
 FY 2022-2023 PAY PLAN EFFECTIVE 2022-10-03

JOB CODE NUMBER	JOB TITLE		←-----									
			01	02	03	04	05	06	07	08	09	10
			11	12	13	14	15	16	17	18	19	20
			2712.35	2836.95	2976.93	3124.82	3276.57	3436.07	3603.46	3770.83	3945.82	4128.79
000353	Finance Section Assistant Mgr	6	2712.35 4315.55	2836.95 4517.96	2976.93 4735.89	3124.82 4957.63	3276.57 5191.18	3436.07 5440.22	3603.46 5696.98	3770.83 5969.42	3945.82 6253.46	4128.79 6556.99
000354	Finance Section Manager		MIN 3240.03		MIN2 3564.00		MAX 5274.07		PAY GRADE..G06			
000355	Credit & Col Fin Sect Mgr		MIN 3240.03		MIN2 3564.00		MAX 5274.07		PAY GRADE..G06			
000356	Financial Ctls & Pol Admin	6	2727.06 4342.93	2861.61 4552.42	3003.78 4765.58	3149.65 4990.07	3302.96 5229.47	3463.86 5476.28	3624.76 5738.16	3792.98 6011.21	3968.85 6302.97	4148.37 6492.08
000357	Finance Regulatory Comp Coor		MIN 2652.39		MIN2 3103.32		MAX 4528.27		PAY GRADE..G04			
000359	Tax Collector Manager		MIN 2477.44		MIN2 2898.63		MAX 4199.05		PAY GRADE..G03			
000360	Tax Collector Sup 1	6	1895.09 2961.41	1984.60 3101.35	2070.39 3245.45	2163.67 3397.17	2260.91 3552.77	2362.11 3720.13	2467.17 3887.54	2583.81 4062.72	2708.41 4245.50	2825.11 4444.05
000361	Tax Collector Sup 2	6	2070.39 3245.45	2163.67 3397.17	2260.91 3552.77	2362.11 3720.13	2467.17 3887.54	2583.81 4062.72	2708.40 4245.50	2825.11 4444.05	2961.41 4642.40	3101.35 4852.58
000362	Tax Collector Fin Sect Ast Mgr		MIN 2652.39		MIN2 3103.32		MAX 4528.27		PAY GRADE..G04			
000365	Finance Shared Svc Tech	6	1318.40 2005.72	1370.31 2100.83	1430.79 2187.26	1487.05 2286.68	1551.89 2399.14	1616.61 2502.81	1685.88 2619.58	1767.94 2740.58	1841.52 2865.93	1923.54 2995.61
000367	Finance Shared Svc Spec 1	6	1688.89 2712.35	1770.65 2836.95	1852.37 2976.93	1941.86 3124.82	2031.32 3276.57	2132.50 3436.07	2241.43 3603.46	2350.40 3770.83	2459.42 3945.82	2580.02 4128.79
000368	Finance Shared Svc Spec 2	6	2132.50 3436.07	2241.43 3603.46	2350.40 3770.83	2459.42 3945.82	2580.02 4128.79	2712.35 4315.55	2836.95 4517.96	2976.93 4735.89	3124.82 4957.63	3276.57 5191.18
000369	Finance Shared Svc Sup	6	2459.42 3945.82	2580.02 4128.79	2712.35 4315.55	2836.95 4517.96	2976.93 4735.89	3124.82 4957.63	3276.57 5191.18	3436.07 5440.22	3603.46 5696.98	3770.83 5969.42
000370	Assistant Tax Collector		MIN 4013.69		MIN2 4415.05		MAX 6671.50		PAY GRADE..G09			
000371	Tax Collector		MIN 4659.31		MIN2 5125.22		MAX 7853.89		PAY GRADE..G11			
000372	Div Dir,Fin Bus Soln Spt		MIN 4659.31		MIN2 5125.22		MAX 7853.89		PAY GRADE..G11			
000373	Dir,Fin,Comp, & Admin Division		MIN 4659.31		MIN2 5125.22		MAX 7853.89		PAY GRADE..G11			
000374	Mgr Financial Reporting		MIN 3240.03		MIN2 3564.00		MAX 5274.07		PAY GRADE..G06			
000375	Assistant Controller		MIN 4013.69		MIN2 4415.05		MAX 6671.50		PAY GRADE..G09			
000376	Erp Business Analyst 1		MIN 2534.97		MIN2 3039.74		MAX 4365.68		PAY GRADE..GIF			
000377	Controller		MIN 4659.31		MIN2 5125.22		MAX 7853.89		PAY GRADE..G11			
000378	Fin Auditing&Reporting Admin	6	2727.06 4342.93	2861.61 4552.42	3003.78 4765.58	3149.65 4990.07	3302.96 5229.47	3463.86 5476.28	3624.76 5738.16	3792.98 6011.21	3968.85 6302.97	4148.37 6492.08



MIAMI DADE COUNTY  
FY 2022-2023 PAY PLAN EFFECTIVE 2022-10-03

JOB CODE NUMBER	JOB TITLE										
		01	02	03	04	05	06	07	08	09	10
		←									→
		11	12	13	14	15	16	17	18	19	20
000379	Tax Collector Fin Sect Mgr	MIN 3240.03		MIN2 3564.00		MAX 5274.07		PAY GRADE..G06			
000380	Financial Reporting Admin	6 2727.06 4342.93	2861.61 4552.42	3003.78 4765.58	3149.65 4990.07	3302.96 5229.47	3463.86 5476.28	3624.76 5738.16	3792.98 6011.21	3968.85 6302.97	4148.37 6492.08
000381	Erp Business Analyst 2	MIN 2918.61		MIN2 3533.38		MAX 4882.80		PAY GRADE..GIG			
000382	Erp Business Analyst 3	MIN 3366.07		MIN2 4058.65		MAX 5614.21		PAY GRADE..GIK			
000383	Senior Finance Analyst	MIN 3366.07		MIN2 4058.65		MAX 5614.21		PAY GRADE..GIK			
000384	Bond Accountant 1	6 1688.89 2712.35	1770.65 2836.95	1852.37 2976.93	1941.86 3124.82	2031.32 3276.57	2132.50 3436.07	2241.43 3603.46	2350.40 3770.83	2459.42 3945.82	2580.02 4128.79
000385	Senior Bond Analyst	MIN 4013.69		MIN2 4415.05		MAX 6671.50		PAY GRADE..G09			
000386	Dir Cash Management Div	MIN 4659.31		MIN2 5125.22		MAX 7853.89		PAY GRADE..G11			
000387	Bond Analyst	MIN 3240.03		MIN2 3564.00		MAX 5274.07		PAY GRADE..G06			
000388	Ar & Billing Reporting Adminst	6 2727.06 4342.93	2861.61 4552.42	3003.78 4765.56	3149.65 4990.07	3302.96 5229.47	3463.86 5476.28	3624.76 5738.16	3792.98 6011.21	3968.85 6302.97	4148.37 6492.08
000389	Dir Bond Administration Div	MIN 4659.31		MIN2 5125.22		MAX 7853.89		PAY GRADE..G11			
000390	Bond Accountant 2	6 2459.42 3945.82	2580.02 4128.79	2712.35 4315.55	2836.95 4517.96	2976.93 4735.89	3124.82 4957.63	3276.57 5191.18	3436.07 5440.22	3603.46 5696.98	3770.83 5969.42
000392	Finance Citation Comp Admin	6 2712.35 4315.55	2836.95 4517.96	2976.93 4735.89	3124.82 4957.63	3276.57 5191.18	3436.07 5440.22	3603.46 5696.98	3770.83 5969.42	3945.82 6253.46	4128.79 6556.99
000396	Fin Reg Compliance Admin	MIN 3240.03		MIN2 3564.00		MAX 5274.07		PAY GRADE..G06			
000397	Deputy Finance Director	MIN 5020.00		MIN2 5522.02		MAX 13640.25		PAY GRADE..E02			
000398	Finance Director	MIN 5409.68		MIN2 5950.66		MAX 15309.84		PAY GRADE..E01			
000400	Ast Div Dir, Fin Bus Soln Spt	MIN 4013.69		MIN2 4415.05		MAX 6671.50		PAY GRADE..G09			
000402	Personnel Technician	6 1280.30 2031.32	1334.78 2132.50	1400.85 2241.43	1467.11 2350.40	1544.91 2459.42	1611.06 2580.02	1688.89 2712.35	1770.65 2836.95	1852.37 2976.93	1941.86 3124.82
000410	Personnel Specialist	6 1780.60 2861.61	1866.64 3003.78	1952.63 3149.65	2049.90 3302.96	2154.62 3463.86	2259.36 3624.77	2364.13 3792.98	2480.06 3968.85	2607.28 4148.37	2727.06 4342.93
000412	Senior Personnel Specialist	6 2154.62 3463.86	2259.36 3624.77	2364.13 3792.98	2480.06 3968.85	2607.28 4148.37	2727.06 4342.93	2861.61 4552.42	3003.78 4765.58	3149.65 4990.07	3302.96 5229.47
000415	Chief, Human Resources Div	MIN 3740.26		MIN2 4114.28		MAX 6174.28		PAY GRADE..G08			
000416	Human Resources Manager	MIN 2652.39		MIN2 3103.32		MAX 4528.27		PAY GRADE..G04			
000417	Sr. Human Resources Manager	MIN 2838.32		MIN2 3320.85		MAX 4884.34		PAY GRADE..G05			

MIAMI DADE COUNTY  
FY 2022-2023 PAY PLAN EFFECTIVE 2022-10-03

JOB CODE NUMBER	JOB TITLE		01	02	03	04	05	06	07	08	09	10
			←-----									
			11	12	13	14	15	16	17	18	19	20
000420	Training Specialist 1	6	1467.11 2350.40	1544.91 2459.42	1611.06 2580.02	1688.89 2712.35	1770.65 2836.95	1852.37 2976.93	1941.86 3124.82	2031.32 3276.57	2132.50 3436.07	2241.43 3603.46
000422	Training Specialist 2	6	1852.37 2976.93	1941.86 3124.82	2031.32 3276.57	2132.50 3436.07	2241.43 3603.46	2350.40 3770.83	2459.42 3945.82	2580.02 4128.79	2712.35 4315.55	2836.95 4517.96
000424	Training Specialist 3	6	2241.43 3603.46	2350.40 3770.83	2459.42 3945.82	2580.02 4128.79	2712.35 4315.55	2836.95 4517.97	2976.93 4735.89	3124.82 4957.63	3276.57 5191.18	3436.07 5440.22
000425	Shared Services Analyst		MIN 2560.32		MIN2 3070.13		MAX 4409.35		PAY GRADE..GIF			
000426	Shared Services Specialist		MIN 1941.86		MIN2 2350.40		MAX 3436.07		PAY GRADE..G75			
000429	Manager, Training & Labor Rela		MIN 2838.32		MIN2 3320.85		MAX 4884.34		PAY GRADE..G05			
000430	Supv, Hr Testing & Validation		MIN 3240.03		MIN2 3564.00		MAX 5274.07		PAY GRADE..G06			
000431	Hr Services Coordinator		MIN 2652.39		MIN2 3103.32		MAX 4528.27		PAY GRADE..G04			
000432	Mgr,Hr Exc Aff & Strat Init		MIN 3478.47		MIN2 3826.34		MAX 5704.02		PAY GRADE..G07			
000436	Hrd Appeal Officer		MIN 2838.32		MIN2 3320.85		MAX 4884.34		PAY GRADE..G05			
000437	Hr Clinical Support Svc Cnsr		MIN 2678.92		MIN2 3134.34		MAX 4573.55		PAY GRADE..G04			
000438	Sr Mgr, Employee Support Svc		MIN 3740.26		MIN2 4114.28		MAX 6174.28		PAY GRADE..G08			
000440	Hrfep Support Assistant	6	1467.11 2350.40	1544.91 2459.42	1611.06 2580.02	1688.89 2712.35	1770.65 2836.95	1852.37 2976.93	1941.86 3124.82	2031.32 3276.57	2132.50 3436.07	2241.43 3603.46
000441	Hr Finance & Admin Specialist	6	2364.13 3792.98	2480.06 3968.85	2607.28 4148.37	2727.06 4342.93	2861.61 4552.42	3003.78 4765.58	3149.65 4990.07	3302.96 5229.47	3463.86 5476.28	3624.77 5738.16
000442	Employee Development Spec		MIN 2336.46		MIN2 2733.64		MAX 3928.94		PAY GRADE..G02			
000443	Mgr,Hr Fiscal & Admin Services		MIN 3478.47		MIN2 3826.34		MAX 5704.02		PAY GRADE..G07			
000445	Hr Finance & Budget Admin		MIN 2652.39		MIN2 3103.32		MAX 4528.27		PAY GRADE..G04			
000446	Hr Finance Specialist	6	1672.17 2685.50	1753.12 2808.86	1834.03 2947.46	1922.64 3093.89	2011.21 3244.14	2111.40 3402.05	2219.25 3567.78	2327.13 3733.50	2435.07 3906.75	2554.46 4087.92
000447	Hr Comp & Job Analyst Sup		MIN 2838.32		MIN2 3320.85		MAX 4884.34		PAY GRADE..G05			
000448	Manager, Hr Section		MIN 3478.47		MIN2 3826.34		MAX 5704.02		PAY GRADE..G07			
000449	Ast Cf,Hr Comp & Job Analysis		MIN 3478.47		MIN2 3826.34		MAX 5704.02		PAY GRADE..G07			

MIAMI DADE COUNTY  
FY 2022-2023 PAY PLAN EFFECTIVE 2022-10-03

JOB CODE NUMBER	JOB TITLE										
		01	02	03	04	05	06	07	08	09	10
		←-----									
		11	12	13	14	15	16	17	18	19	20
000450	Ch, Hr Comp & Job Analysis	MIN 4013.69		MIN2 4415.05		MAX 6671.50		PAY GRADE..G09			
000451	Hr Services Clerk	6 1318.40 2005.72	1370.31 2100.83	1430.79 2187.26	1487.05 2286.68	1551.89 2399.14	1616.61 2502.81	1685.88 2619.58	1767.94 2740.58	1841.52 2865.93	1923.54 2995.61
000452	Hr Support Services Specialist	6 1455.33 2253.11	1517.69 2358.24	1591.57 2467.17	1657.80 2580.02	1731.64 2696.76	1805.62 2825.11	1891.23 2961.41	1969.04 3097.58	2058.55 3241.50	2159.79 3393.37
000453	Hr Support Services Officer	6 1616.89 2712.35	1690.49 2836.95	1853.20 2976.93	1941.86 3124.82	2031.32 3276.57	2132.50 3436.07	2241.43 3603.46	2350.40 3770.83	2459.42 3945.82	2580.02 4128.79
000454	Hr Operations Support Coor	6 2797.89 4451.74	2934.19 4665.82	3078.03 4883.69	3229.85 5109.41	3385.55 5350.69	3549.00 5607.55	3712.46 5868.20	3883.57 6144.54	4066.54 6437.03	4257.18 6758.91
000455	Hr Coordinator	MIN 2652.39		MIN2 3103.32		MAX 4528.27		PAY GRADE..G04			
000456	Director, Human Resources Dept	MIN 5409.68		MIN2 5950.66		MAX 15309.84		PAY GRADE..E01			
000457	Hr Division Director	MIN 4659.31		MIN2 5125.22		MAX 7853.89		PAY GRADE..G11			
000458	Hr Records Technician	6 1334.78 2132.50	1400.85 2241.43	1467.11 2350.40	1544.91 2459.42	1611.06 2580.02	1688.89 2712.35	1770.65 2836.95	1852.37 2976.93	1941.86 3124.82	2031.32 3276.57
000459	Hris Technician	6 1479.16 2350.39	1554.69 2459.41	1618.94 2580.01	1694.49 2712.33	1773.89 2836.94	1853.19 2975.87	1941.86 3124.81	2031.31 3276.56	2132.49 3436.06	2241.43 3590.70
000460	Hr Business Systems Section Cf	MIN 4013.69		MIN2 4415.05		MAX 6671.50		PAY GRADE..G09			
000461	Hris Specialist	MIN 2268.84		MIN2 2718.00		MAX 3913.11		PAY GRADE..GIR			
000462	Manager, HRD Support Services	6 2797.89 4451.74	2934.19 4665.82	3078.03 4883.69	3229.85 5109.41	3385.55 5350.69	3549.00 5607.55	3712.46 5868.20	3883.57 6144.54	4066.54 6437.03	4257.18 6758.91
000463	Hrd Supervisor, Recruitment	MIN 2838.32		MIN2 3320.85		MAX 4884.34		PAY GRADE..G05			
000464	Deputy Director, Hr	MIN 5020.00		MIN2 5522.02		MAX 13640.25		PAY GRADE..E02			
000465	Personnel Payroll Technician	6 1618.94 2580.02	1694.50 2712.35	1773.90 2836.95	1853.20 2975.88	1941.86 3124.82	2031.32 3276.57	2132.50 3436.07	2241.43 3603.46	2350.40 3770.83	2459.42 3945.82
000467	Personnel Payroll&Sys Sup	MIN 2678.92		MIN2 3134.34		MAX 4573.55		PAY GRADE..GIH			
000468	Personnel-Payroll Tech- Bos	6 1618.94 2580.02	1694.50 2712.35	1773.90 2836.95	1853.20 2975.88	1941.86 3124.82	2031.32 3276.57	2132.50 3436.07	2241.43 3603.46	2350.40 3770.83	2459.42 3945.82
000469	Personnel-Payroll Tech Wc/Dis	6 1618.94 2580.02	1694.50 2712.35	1773.90 2836.95	1853.20 2975.88	1941.86 3124.82	2031.32 3276.57	2132.50 3436.07	2241.43 3603.46	2350.40 3770.83	2459.42 3945.82
000470	Manager, Hr Testing&Validation	MIN 3740.26		MIN2 4114.28		MAX 6174.28		PAY GRADE..G08			

MIAMI DADE COUNTY  
 FY 2022-2023 PAY PLAN EFFECTIVE 2022-10-03

JOB CODE NUMBER	JOB TITLE										
		01	02	03	04	05	06	07	08	09	10
		←-----									
		11	12	13	14	15	16	17	18	19	20
000471	Senior Division Director, Hr	MIN 4659.31		MIN2 5125.22		MAX 7853.89		PAY GRADE..G11			
000474	Labor Relations Officer	MIN 2313.33		MIN2 2706.58		MAX 3890.03		PAY GRADE..G02			
000475	Labor Relations Specialist	MIN 2652.39		MIN2 3103.32		MAX 4528.27		PAY GRADE..G04			
000476	Labor Managment Manager	MIN 3478.47		MIN2 3826.34		MAX 5704.02		PAY GRADE..G07			
000478	Labor Relations Admin Ast	6 1529.60 2435.07	1595.11 2554.46	1672.17 2685.50	1753.12 2808.86	1834.03 2947.46	1922.64 3093.89	2011.21 3244.14	2111.40 3402.05	2219.25 3567.78	2327.13 3733.50
000524	Examinations Technician	6 1440.93 2230.80	1502.67 2334.89	1575.81 2442.74	1641.38 2554.46	1714.49 2670.05	1787.74 2797.14	1872.51 2932.09	1949.54 3066.92	2038.17 3209.42	2138.40 3359.77
000543	Hr Personnel Services Special	MIN 2313.33		MIN2 2706.58		MAX 3890.03		PAY GRADE..G02			
000553	Hr Compensation & Job Analyst	MIN 2477.44		MIN2 2898.63		MAX 4199.05		PAY GRADE..G03			
000604	Mayor'S Rec Mgmt Coord	MIN 1338.03		MIN2 1589.59		MAX 2482.34		PAY GRADE..A01			
000639	Human Rights & Fair Employ Spc	MIN 2652.39		MIN2 3103.32		MAX 4528.27		PAY GRADE..G04			
000640	Hr Program Coordinator	MIN 2477.44		MIN2 2898.63		MAX 4199.05		PAY GRADE..G03			
000641	Human Rights & Fair Emp Supv	MIN 2838.32		MIN2 3320.85		MAX 4884.34		PAY GRADE..G05			
000642	Hr Program Support Specialist	6 1834.03 2947.46	1922.64 3093.89	2011.21 3244.14	2111.40 3402.05	2219.25 3567.78	2327.13 3733.50	2435.07 3906.75	2554.46 4087.92	2685.50 4272.82	2808.86 4473.23
000648	Mental Health Services Mgr	MIN 4321.94		MIN2 4754.15		MAX 7235.87		PAY GRADE..G10			
000660	It Cont & Procurement Ofc	MIN 2336.46		MIN2 2733.64		MAX 3928.94		PAY GRADE..G02			
000661	It Contracts & Procurement Mgr	MIN 3478.47		MIN2 3826.34		MAX 5704.02		PAY GRADE..G07			
000662	It Project Manager	MIN 2805.52		MIN2 3396.51		MAX 4693.64		PAY GRADE..GIW			
000679	Agricultural Manager	MIN 4013.69		MIN2 4415.05		MAX 6671.50		PAY GRADE..G09			
000680	Ast To Agricultural Mgr	MIN 2160.21		MIN2 2527.44		MAX 3607.85		PAY GRADE..G01			
000681	Mayor'S Admin Assistant	MIN 2652.39		MIN2 3103.32		MAX 4528.27		PAY GRADE..B01			
000692	Assistant To The Chief	MIN 2652.39		MIN2 3103.32		MAX 6174.28		PAY GRADE..B02			
000725	Capital Imp Proj Analyst	MIN 2652.39		MIN2 3103.32		MAX 4528.27		PAY GRADE..G04			
000732	Agenda Processing Specialist	SALARY TO BE DETERMINED BY THE BOARD OF COUNTY COMMISSIONERS									
000738	Ast Agenda Coord	SALARY TO BE DETERMINED BY THE BOARD OF COUNTY COMMISSIONERS									
000739	Agenda Coordinator	SALARY TO BE DETERMINED BY THE BOARD OF COUNTY COMMISSIONERS									
000740	Tpo Program Development	MIN 3337.24		MIN2 3670.93		MAX 5432.28		PAY GRADE..G26			

MIAMI DADE COUNTY  
 FY 2022-2023 PAY PLAN EFFECTIVE 2022-10-03

JOB CODE NUMBER	JOB TITLE	01	02	03	04	05	06	07	08	09	10
		←									→
		11	12	13	14	15	16	17	18	19	20
	Mgr										
000741	Tpo Agenda Processing	MIN 1452.59		MIN2 1753.12		MAX 2554.46		PAY GRADE..G64			
	Ast										
000743	Tpo Board	MIN 1702.06		MIN2 2049.90		MAX 3004.70		PAY GRADE..A03			
	Administration Spec										
000744	Tpo Administration	MIN 1378.16		MIN2 1637.27		MAX 2556.82		PAY GRADE..D01			
	Specialist										
000745	Tpo Budget	MIN 2923.47		MIN2 3420.48		MAX 5030.87		PAY GRADE..G25			
	Administrator										
000746	Tpo Senior Admin	MIN 2382.73		MIN2 2787.78		MAX 4006.72		PAY GRADE..G22			
	Coordinator										
000752	Tpo Transit And	MIN 3852.45		MIN2 4237.71		MAX 6359.49		PAY GRADE..G28			
	Regional Mgr										
000753	Deputy Adm. Mobil. Mgmt	MIN 4451.60		MIN2 4896.77		MAX 7452.94		PAY GRADE..G30			
	& Impl										
000755	Tpo Intergovernmental	MIN 1896.79		MIN2 2219.25		MAX 3390.79		PAY GRADE..G20			
	Aff Coor										
000756	Tpo Deputy Adm.	MIN 4451.60		MIN2 4896.77		MAX 7452.94		PAY GRADE..G30			
	Governing Brd										
000757	Tpo Budget Coordinator	MIN 2382.73		MIN2 2787.78		MAX 4006.72		PAY GRADE..G22			
000758	Tpo Transportation Plng			SALARY TO BE DETERMINED BY MPO EXECUTIVE DIRECTOR							
	Intern										
000760	Tpo Mobility Planner 2	MIN 2382.73		MIN2 2787.78		MAX 4006.72		PAY GRADE..G22			
000761	Tpo Mobility Planner 1	MIN 1896.79		MIN2 2219.25		MAX 3390.79		PAY GRADE..G20			
000762	Tpo Policy & Program	MIN 3337.24		MIN2 3670.93		MAX 5432.28		PAY GRADE..G26			
	Manager										
000764	Tpo Prog Admin, Govern	MIN 5170.60		MIN2 5687.69		MAX 8781.51		PAY GRADE..G32			
	Board										
000765	Tpo Finance Manager	MIN 3337.24		MIN2 3670.93		MAX 5432.28		PAY GRADE..G26			
000766	Tpo Public Involvement	MIN 1896.79		MIN2 2219.25		MAX 3390.79		PAY GRADE..G20			
	Officer										
000767	Tpo Chief	MIN 3337.24		MIN2 3670.93		MAX 5432.28		PAY GRADE..G26			
	Communications Ofc										
000768	Tpo Prog Admin,	MIN 5170.60		MIN2 5687.69		MAX 8781.51		PAY GRADE..G32			
	Transportation										
000769	Director, Tpo			SALARY TO BE DETERMINED BY MPO BOARD							
000770	Tpo Clerk Of Governing	MIN 2923.47		MIN2 3420.48		MAX 5030.87		PAY GRADE..G25			
	Board										
000772	Tpo Transportation	MIN 2382.73		MIN2 2787.78		MAX 4006.72		PAY GRADE..G22			
	Planner 2										
000773	Tpo Spc Proj & Outreach	MIN 1896.79		MIN2 2219.25		MAX 3390.79		PAY GRADE..G20			
	Coor										

MIAMI DADE COUNTY  
FY 2022-2023 PAY PLAN EFFECTIVE 2022-10-03

JOB CODE NUMBER	JOB TITLE										
		01	02	03	04	05	06	07	08	09	10
		←-----									
		11	12	13	14	15	16	17	18	19	20
000774	Tpo Exec Asst To The Director	MIN 2551.75		MIN2 2985.58		MAX 4325.01		PAY GRADE..G23			
000775	Tpo Transportation Planner 3	MIN 2923.47		MIN2 3420.48		MAX 5030.87		PAY GRADE..G25			
000776	Tpo Mobility Planner 3	MIN 2923.47		MIN2 3420.48		MAX 5030.87		PAY GRADE..G25			
000777	Tpo Deputy Administrator	MIN 4451.60		MIN2 4896.77		MAX 7452.94		PAY GRADE..G30			
000780	Sustainability Program Ast	MIN 2181.81		MIN2 2552.72		MAX 3643.93		PAY GRADE..G01			
000782	Energy Management Specialist	6 2459.42	2580.02	2712.35	2836.95	2976.93	3124.82	3276.57	3436.07	3603.46	3770.83
		3945.82	4128.79	4315.55	4517.96	4735.89	4957.63	5191.18	5440.22	5696.98	5969.42
000787	Rer Resiliency Coordinator 1	MIN 2336.46		MIN2 2733.64		MAX 3928.94		PAY GRADE..G02			
000788	Rer Resiliency Coordinator 2	MIN 2678.92		MIN2 3134.34		MAX 4573.55		PAY GRADE..G04			
000789	Rer Resiliency Metrics Analyst	MIN 2678.92		MIN2 3134.34		MAX 4573.55		PAY GRADE..G04			
000790	Rer Resiliency Program Mgr	MIN 3240.03		MIN2 3564.00		MAX 5274.07		PAY GRADE..G06			
000791	Resilience Plan & Policy Mgr	MIN 2838.32		MIN2 3320.85		MAX 4884.34		PAY GRADE..G05			
000792	Sr Energy Resilience Prog Mgr	MIN 3478.47		MIN2 3826.34		MAX 5704.02		PAY GRADE..G07			
000793	Dir Resiliency & Planning Impl	MIN 4013.69		MIN2 4415.05		MAX 6671.50		PAY GRADE..G09			
000802	Marketing Services Coordinator	6 2241.43	2350.40	2459.42	2580.02	2712.35	2836.95	2976.93	3124.82	3276.57	3436.07
		3603.46	3770.83	3945.82	4128.79	4315.55	4517.96	4735.89	4957.63	5191.18	5440.22
000803	Administrative Assistant 1	6 1529.60	1595.11	1672.17	1753.12	1834.03	1922.64	2011.21	2111.40	2219.25	2327.13
		2435.07	2554.46	2685.50	2808.86	2947.46	3093.89	3244.14	3402.05	3567.78	3733.50
000804	Grants Specialist	6 2241.43	2350.40	2459.42	2580.02	2712.35	2836.95	2976.93	3124.82	3276.57	3436.07
		3603.46	3770.83	3945.82	4128.79	4315.55	4517.96	4735.75	4957.63	5191.18	5440.22
000805	Grants Supervisor	MIN 2502.21		MIN2 2927.61		MAX 4241.04		PAY GRADE..G03			
000806	Accreditation Manager	6 2633.36	2754.33	2890.22	3033.81	3181.14	3335.98	3498.50	3661.02	3830.90	4008.53
		4189.84	4386.37	4597.95	4813.24	5039.98	5281.77	5531.05	5795.55	6071.32	6366.01
000808	Administrative Trainee	MIN 1452.59		MIN2 1452.59		MAX 1452.59		PAY GRADE..16F			
000809	Dept Records Supervisor	6 1852.37	1941.86	2031.32	2132.50	2241.43	2350.40	2459.42	2580.02	2712.35	2836.95
		2976.93	3124.82	3276.57	3436.07	3603.46	3770.83	3945.82	4128.79	4315.55	4517.96
000810	Administrative Officer 1	6 1467.11	1544.91	1611.06	1688.89	1770.65	1852.37	1941.86	2031.32	2132.50	2241.43

MIAMI DADE COUNTY  
FY 2022-2023 PAY PLAN EFFECTIVE 2022-10-03

JOB CODE NUMBER	JOB TITLE		01	02	03	04	05	06	07	08	09	10
			11	12	13	14	15	16	17	18	19	20
			2350.40	2459.42	2580.02	2712.35	2836.95	2976.93	3124.82	3276.57	3436.07	3603.46
000811	Administrative Officer 2	6	1852.37	1941.86	2031.32	2132.50	2241.43	2350.40	2459.42	2580.02	2712.35	2836.95
			2976.93	3124.82	3276.57	3436.07	3603.46	3770.83	3945.82	4128.79	4315.55	4517.96
000812	Administrative Officer 3	6	2241.43	2350.40	2459.42	2580.02	2712.35	2836.95	2976.93	3124.82	3276.57	3436.07
			3603.46	3770.83	3945.82	4128.79	4315.55	4517.96	4735.89	4957.63	5191.18	5440.22
000831	Spc Projects Administrator 1	6	2364.13	2480.06	2607.28	2727.06	2861.61	3003.78	3149.65	3302.96	3463.86	3624.77
			3792.98	3968.85	4148.37	4342.93	4552.42	4765.58	4990.07	5229.47	5476.28	5738.16
000832	Spc Projects Administrator 2	6	2607.28	2727.06	2861.61	3003.78	3149.65	3302.96	3463.86	3624.77	3792.98	3968.85
			4148.37	4342.93	4552.42	4765.58	4990.07	5229.47	5476.28	5738.16	6011.21	6302.97
000833	Mgr Budget And Accounting		MIN 2838.32		MIN2 3320.85		MAX 4884.34		PAY GRADE..G05			
000834	Manager Fiscal Resources		MIN 3478.47		MIN2 3826.34		MAX 5704.02		PAY GRADE..G07			
000835	Social Media Manager	6	2607.28	2727.06	2861.61	3003.78	3149.65	3302.96	3463.86	3624.77	3792.98	3968.85
			4148.37	4342.93	4552.42	4765.58	4990.07	5229.47	5476.28	5738.16	6011.21	6302.97
000836	Mgr Budget And Planning		MIN 3240.03		MIN2 3564.00		MAX 5274.07		PAY GRADE..G06			
000837	Finance And Budget Analyst	6	1798.41	1885.30	1972.16	2070.39	2176.16	2281.95	2387.77	2504.87	2633.36	2754.33
			2890.22	3033.81	3181.14	3335.98	3498.50	3661.02	3830.90	4008.53	4189.84	4386.37
000838	Finance & Budget Admin 1	6	2387.77	2504.87	2633.36	2754.33	2890.22	3033.81	3181.14	3335.98	3498.50	3661.02
			3830.90	4008.53	4189.84	4386.37	4597.95	4813.24	5039.98	5281.77	5531.05	5795.55
000839	Business Mgmt Systems Analyst	6	2797.89	2934.19	3078.03	3229.85	3385.55	3549.00	3712.46	3883.57	4066.54	4257.18
			4451.74	4665.82	4883.69	5109.41	5350.69	5607.55	5868.20	6144.54	6437.03	6758.91
000840	Omb Budget Sys Administrator		MIN 3240.03		MIN2 3564.00		MAX 5274.07		PAY GRADE..G06			
000841	Budget Administrator		MIN 3240.03		MIN2 3564.00		MAX 5274.07		PAY GRADE..G06			
000842	Media & Public Relations Ofc	6	2241.43	2350.40	2459.42	2580.02	2712.35	2836.95	2976.93	3124.82	3276.57	3436.07
			3603.46	3770.83	3945.82	4128.79	4315.55	4517.96	4735.89	4957.63	5191.18	5440.22
000843	Social Media Specialist	6	1852.37	1941.86	2031.32	2132.50	2241.43	2350.40	2459.42	2580.02	2712.35	2836.95
			2976.93	3124.82	3276.57	3436.07	3603.46	3770.83	3945.82	4128.79	4315.55	4517.96
000844	Senior Social Media Specialist	6	2241.43	2350.40	2459.42	2580.02	2712.35	2836.95	2976.93	3124.82	3276.57	3436.07
			3603.46	3770.83	3945.82	4128.79	4315.55	4517.96	4735.89	4957.63	5191.18	5440.22
000845	Administrative Operations Spec		MIN 2477.44		MIN2 2898.63		MAX 4199.05		PAY GRADE..G03			
000846	Omb Admin Services Coordinator		MIN 2477.44		MIN2 2898.63		MAX 4199.05		PAY GRADE..G03			

MIAMI DADE COUNTY  
FY 2022-2023 PAY PLAN EFFECTIVE 2022-10-03

JOB CODE NUMBER	JOB TITLE		01	02	03	04	05	06	07	08	09	10
			11	12	13	14	15	16	17	18	19	20
000847	Omb Administrative Support Ofc	6	1922.64 3093.89	2011.21 3244.14	2111.40 3402.05	2219.25 3567.78	2327.13 3733.50	2435.07 3906.75	2554.46 4087.92	2685.50 4272.82	2808.86 4473.23	2947.46 4688.99
000848	Grants Coordinator		MIN 2652.39		MIN2 3103.32		MAX 4528.27		PAY GRADE..G04			
000849	Dept Assistant Controller		MIN 3240.03		MIN2 3564.00		MAX 5274.07		PAY GRADE..G06			
000851	Ryan White Prog Administrator		MIN 2652.39		MIN2 3103.32		MAX 4528.27		PAY GRADE..G04			
000852	Ryan White Fiscal Admin	6	2712.35 4315.55	2836.95 4517.96	2976.93 4735.89	3124.82 4957.63	3276.57 5191.18	3436.07 5440.22	3603.46 5696.98	3770.83 5969.42	3945.82 6253.46	4128.79 6556.99
000853	Ast Business Analyst		MIN 2160.21		MIN2 2527.44		MAX 3607.85		PAY GRADE..G01			
000854	Business Analyst		MIN 2477.44		MIN2 2898.63		MAX 4199.05		PAY GRADE..G03			
000855	Senior Business Analyst		MIN 2838.32		MIN2 3320.85		MAX 4884.34		PAY GRADE..G05			
000858	Business Analyst Manager		MIN 3478.47		MIN2 3826.34		MAX 5704.02		PAY GRADE..G07			
000860	Omb Coordinator		MIN 4321.94		MIN2 4754.15		MAX 7235.87		PAY GRADE..G10			
000865	Program Coordinator Omb		MIN 4013.69		MIN2 4415.05		MAX 6671.50		PAY GRADE..G09			
000866	Omb Capacity Building Manager		MIN 3478.47		MIN2 3826.34		MAX 5704.02		PAY GRADE..G07			
000867	Ast Dir Omb		MIN 5019.99		MIN2 5522.02		MAX 8525.75		PAY GRADE..G12			
000868	Dep Dir, Omb		MIN 5020.00		MIN2 5522.02		MAX 13640.25		PAY GRADE..E02			
000869	Dir Omb		MIN 5409.68		MIN2 5950.66		MAX 15309.84		PAY GRADE..E01			
000870	Management Trainee				\$1616.01 FLAT BIWEEKLY RATE							
000872	Management Intern		MIN 1841.54		MIN2 2154.62		MAX 3292.02		PAY GRADE..G00			
000876	Contracts Compliance Spec 1	6	1467.11 2350.40	1544.91 2459.42	1611.06 2580.02	1688.89 2712.35	1770.65 2836.95	1852.37 2976.93	1941.86 3124.82	2031.32 3276.57	2132.50 3436.07	2241.43 3603.46
000877	Contracts Compliance Spec 2	6	1852.37 2976.93	1941.86 3124.82	2031.32 3276.57	2132.50 3436.07	2241.43 3603.46	2350.40 3770.83	2459.42 3945.82	2580.02 4128.79	2712.35 4315.55	2836.95 4517.96
000886	Quality Assurance Engineer 1	6	2459.42 3945.82	2580.02 4128.79	2712.35 4315.55	2836.95 4517.96	2976.93 4735.89	3124.82 4957.63	3276.57 5191.18	3436.07 5440.22	3603.46 5696.98	3770.83 5969.42
000887	Quality Assurance Engineer 2	6	2861.61 4552.42	3003.78 4765.58	3149.65 4990.07	3302.96 5229.47	3463.86 5476.28	3624.77 5738.16	3792.98 6011.21	3968.85 6302.97	4148.37 6598.52	4342.93 6920.19
000888	W&S Quality Assurance Coor	6	2890.22 4597.95	3033.81 4813.24	3181.14 5039.98	3335.98 5281.77	3498.50 5531.05	3661.02 5795.55	3830.90 6071.32	4008.53 6366.01	4189.84 6664.51	4386.37 6989.39
000889	Departmental Ada Coordinator	6	2241.43 3603.46	2350.40 3770.83	2459.42 3945.82	2580.02 4128.79	2712.35 4315.55	2836.95 4517.96	2976.93 4735.89	3124.82 4957.63	3276.57 5191.18	3436.07 5440.22
000890	Warehouse & Stores Supt	6	2459.42 3945.82	2580.02 4128.79	2712.35 4315.55	2836.95 4517.96	2976.93 4735.89	3124.82 4957.63	3276.57 5191.18	3436.07 5440.22	3603.46 5696.98	3770.83 5969.42



MIAMI DADE COUNTY  
 FY 2022-2023 PAY PLAN EFFECTIVE 2022-10-03

JOB CODE NUMBER	JOB TITLE		01	02	03	04	05	06	07	08	09	10
			11	12	13	14	15	16	17	18	19	20
000891	Sfwib Program Specialist	6	1467.11 2350.40	1544.91 2459.42	1611.06 2580.02	1688.89 2712.35	1770.65 2836.95	1852.37 2976.93	1941.86 3124.82	2031.32 3276.57	2132.50 3436.07	2241.43 3603.46
000892	Strategic Initiatives Manager		MIN 2838.32		MIN2 3320.85		MAX 4884.34		PAY GRADE..G05			
000902	Ast Auditor		MIN 1623.46		MIN2 1952.63		MAX 2861.61		PAY GRADE..G70			
000904	Associate Auditor		MIN 2049.90		MIN2 2480.06		MAX 3624.76		PAY GRADE..G76			
000906	Senior Auditor		MIN 2364.13		MIN2 2861.61		MAX 4148.37		PAY GRADE..G81			
000908	Audit Supervisor		MIN 2727.06		MIN2 3302.96		MAX 4765.58		PAY GRADE..G86			
000910	Audit Mgr		MIN 3740.26		MIN2 4114.28		MAX 6174.28		PAY GRADE..G08			
000911	Assoc Edp Auditor		MIN 2259.36		MIN2 2727.06		MAX 3968.85		PAY GRADE..G80			
000915	Edp Audit Manager		MIN 3740.26		MIN2 4114.28		MAX 6174.28		PAY GRADE..G08			
000938	Dep Dir Audit & Mgmt Serv		MIN 5020.00		MIN2 5522.02		MAX 13640.25		PAY GRADE..E02			
000939	Dir Audit & Mgmt Services		MIN 5409.68		MIN2 5950.66		MAX 15309.84		PAY GRADE..E01			
000941	Ast Grant Analyst		MIN 2313.33		MIN2 2706.58		MAX 3890.03		PAY GRADE..G02			
000943	Senior Grants Analyst		MIN 2838.32		MIN2 3320.85		MAX 4884.34		PAY GRADE..G05			
000944	Revenue Development Coor		MIN 4321.94		MIN2 4754.15		MAX 7235.87		PAY GRADE..G10			
000945	Cf Budget & Financial Services		MIN 4013.69		MIN2 4415.05		MAX 6671.50		PAY GRADE..G09			
000946	Manager Financial Services		MIN 2838.32		MIN2 3320.85		MAX 4884.34		PAY GRADE..G05			
001003	Drafting Specialist	6	1626.99 2478.11	1695.58 2591.82	1764.03 2709.40	1840.10 2830.92	1917.31 2960.31	1999.69 3097.56	2086.00 3238.70	2180.06 3383.75	2270.22 3536.75	2372.18 3697.34
001006	Cadd & Survey Manager		MIN 2502.21		MIN2 2927.61		MAX 4241.04		PAY GRADE..G03			
001010	Engineering Survey Tech 1	6	1318.40 2005.72	1370.31 2100.83	1430.79 2187.26	1487.05 2286.68	1551.89 2399.14	1616.61 2502.81	1685.88 2619.58	1767.94 2740.58	1841.52 2865.93	1923.54 2995.61
001011	Engineering Survey Tech 2	6	1467.11 2350.40	1544.91 2459.42	1611.06 2580.02	1688.89 2712.35	1770.65 2836.95	1852.37 2976.93	1941.86 3124.82	2031.32 3276.57	2132.50 3436.07	2241.43 3603.46
001012	Engineering Survey Tech Sup	6	1677.22 2572.29	1747.28 2688.92	1825.02 2809.68	1902.88 2938.04	1984.60 3074.18	2070.39 3214.27	2163.67 3358.26	2253.11 3510.06	2354.30 3668.05	2459.42 3833.06
001013	Dtpw Hydraulics Mechanic	3	1543.09 2438.43	1615.39 2559.97	1687.62 2685.39	1763.79 2814.84	1847.49 2955.90	1932.77 3093.09	2022.90 3250.00	2124.88 3406.78	2226.75 3571.41	2328.65 3743.98
001014	Engineering Permit Clk	2	1467.15 2321.24	1535.59 2438.84	1604.13 2552.62	1680.26 2678.04	1756.45 2811.35	1843.99 2944.69	1929.10 3089.72	2019.24 3242.70	2117.25 3395.51	2216.20 3564.12
001015	Permits & Drafting Svc Spec	6	1626.99	1695.58	1764.03	1840.10	1917.31	1999.69	2086.00	2180.06	2270.22	2372.18

**MIAMI DADE COUNTY**  
**FY 2022-2023 PAY PLAN EFFECTIVE 2022-10-03**

JOB CODE NUMBER	JOB TITLE		01	02	03	04	05	06	07	08	09	10
			11	12	13	14	15	16	17	18	19	20
			2478.11	2591.82	2709.40	2830.92	2960.31	3097.56	3238.70	3383.75	3536.75	3697.34
001017	Cadastral Tech	6	1626.99	1695.58	1764.03	1840.10	1917.31	1999.69	2086.00	2180.06	2270.22	2372.18
			2478.11	2591.82	2709.40	2830.92	2960.31	3097.56	3238.70	3383.75	3536.75	3697.34
001018	Senior Cadastral Tech	6	1852.37	1941.86	2031.32	2132.50	2241.43	2350.40	2459.42	2580.02	2712.35	2836.95
			2976.93	3124.82	3276.57	3436.07	3603.46	3770.83	3945.82	4128.79	4315.55	4517.96
001020	Engineer 1	6	2241.43	2350.40	2459.42	2580.02	2712.35	2836.95	2976.93	3124.82	3276.57	3436.07
			3603.46	3770.83	3945.82	4128.79	4315.55	4517.96	4735.89	4957.63	5191.18	5440.22
001021	Engineer 2	6	2459.42	2580.02	2712.35	2836.95	2976.93	3124.82	3276.57	3436.07	3603.46	3770.83
			3945.82	4128.79	4315.55	4517.96	4735.89	4957.63	5191.18	5440.22	5696.98	5969.42
001022	Engineer 3	6	2976.93	3124.82	3276.57	3436.07	3603.46	3770.83	3945.82	4128.79	4315.55	4517.96
			4735.89	4957.63	5191.18	5440.22	5696.98	5969.42	6253.46	6556.99	6864.45	7199.07
001023	Engineer 4	6	3302.96	3463.86	3624.77	3792.98	3968.85	4148.37	4342.93	4552.42	4765.58	4990.07
			5229.47	5476.28	5738.16	6011.21	6302.97	6598.52	6920.19	7256.91	7583.47	7924.73
001025	Cadd Specialist	6	2459.42	2580.02	2712.35	2836.95	2976.93	3124.82	3276.57	3436.07	3603.46	3770.83
			3945.82	4128.79	4315.55	4517.96	4735.89	4957.63	5191.18	5440.22	5696.98	5969.42
001026	Construction Specific Writer	6	2459.42	2580.02	2712.35	2836.95	2976.93	3124.82	3276.57	3436.07	3603.46	3770.83
			3945.82	4128.79	4315.55	4517.96	4735.89	4957.63	5191.18	5440.22	5696.98	5969.42
001027	Senior Const Spec Writer	6	2976.93	3124.82	3276.57	3436.07	3603.46	3770.83	3945.82	4128.79	4315.55	4517.96
			4735.89	4957.63	5191.18	5440.22	5696.98	5969.42	6253.46	6556.99	6864.45	7199.07
001029	Architectural Drafter	6	1626.99	1695.58	1764.03	1840.10	1917.31	1999.69	2086.00	2180.06	2270.22	2372.18
			2478.11	2591.82	2709.40	2830.92	2960.31	3097.56	3238.70	3383.75	3536.75	3697.34
001030	Neat Specialist	3	1323.43	1378.94	1438.52	1497.99	1565.28	1632.75	1700.18	1779.50	1858.76	1939.63
			2033.68	2123.46	2225.52	2327.65	2433.81	2548.20	2666.64	2793.16	2927.92	3058.63
001032	Architect 1	6	2241.43	2350.40	2459.42	2580.02	2712.35	2836.95	2976.93	3124.82	3276.57	3436.07
			3603.46	3770.83	3945.82	4128.79	4315.55	4517.96	4735.89	4957.63	5191.18	5440.22
001033	Architect 2	6	2459.42	2580.02	2712.35	2836.95	2976.93	3124.82	3276.57	3436.07	3603.46	3770.83
			3945.82	4128.79	4315.55	4517.96	4735.89	4957.63	5191.18	5440.22	5696.98	5969.42
001034	Architect 3	6	2976.93	3124.82	3276.57	3436.07	3603.46	3770.83	3945.82	4128.79	4315.55	4517.96
			4735.89	4957.63	5191.18	5440.22	5696.98	5969.42	6253.46	6556.99	6864.45	7199.07
001036	Dtpw Professional Cont Spec	6	2031.32	2132.50	2241.43	2350.40	2459.42	2580.02	2712.35	2836.95	2976.93	3124.82
			3276.57	3436.07	3603.46	3770.83	3945.82	4128.79	4315.55	4517.96	4735.89	4957.63
001039	Maintenance Operations Supt	6	2797.89	2934.19	3078.03	3229.85	3385.55	3549.00	3712.46	3883.57	4066.54	4257.18
			4451.74	4665.82	4883.69	5109.41	5350.69	5607.55	5868.20	6144.54	6437.03	6758.91

MIAMI DADE COUNTY  
FY 2022-2023 PAY PLAN EFFECTIVE 2022-10-03

JOB CODE NUMBER	JOB TITLE		01	02	03	04	05	06	07	08	09	10
			11	12	13	14	15	16	17	18	19	20
001040	Road Constr Cost Estimator	6	1694.50 2712.35	1773.90 2836.95	1853.20 2976.93	1941.86 3124.82	2031.32 3276.57	2132.50 3436.07	2241.43 3603.46	2350.40 3770.83	2459.42 3945.82	2580.02 4128.79
001043	Road Construction Engineer	6	2459.42 3945.82	2580.02 4128.79	2712.35 4315.55	2836.95 4517.96	2976.93 4735.89	3124.82 4957.63	3276.57 5191.18	3436.07 5440.22	3603.46 5696.98	3770.83 5969.42
001047	Raam Superintendent	6	2549.70 4060.68	2667.82 4249.51	2801.61 4454.19	2939.31 4662.70	3080.91 4882.97	3230.44 5102.73	3387.79 5332.33	3545.28 5572.32	3710.46 5823.05	3883.60 6085.08
001048	Traffic Concurrency Admin	6	2890.22 4597.95	3033.81 4813.24	3181.14 5039.98	3335.98 5281.77	3498.50 5531.05	3661.02 5795.55	3830.90 6071.32	4008.53 6366.01	4189.84 6664.51	4386.37 6989.39
001049	Community Image Manager		MIN 2838.32		MIN2 3320.85		MAX 4884.34		PAY GRADE..G05			
001050	Professional Engineer		MIN 2838.32		MIN2 3320.85		MAX 4884.34		PAY GRADE..G05			
001051	Senior Professional Engineer		MIN 3478.47		MIN2 3826.34		MAX 5704.02		PAY GRADE..G07			
001053	Senior Registered Architect		MIN 3478.47		MIN2 3826.34		MAX 5704.02		PAY GRADE..G07			
001055	Professional Land Surveyor		MIN 2838.32		MIN2 3320.85		MAX 4884.34		PAY GRADE..G05			
001056	Sr Professional Land Surveyor		MIN 3478.47		MIN2 3826.34		MAX 5704.02		PAY GRADE..G07			
001067	Ast.Div Cf,Dtpw Traffic Engine		MIN 3740.26		MIN2 4114.28		MAX 6174.28		PAY GRADE..G08			
001068	Cf Highway Division		MIN 4013.69		MIN2 4415.05		MAX 6671.50		PAY GRADE..G09			
001069	Cf Traffic Eng Division		MIN 4013.69		MIN2 4415.05		MAX 6671.50		PAY GRADE..G09			
001070	Cf Traffic Signals & Signs Div		MIN 4013.69		MIN2 4415.05		MAX 6671.50		PAY GRADE..G09			
001071	Mgr,Dtpw Traffic Plans Review		MIN 3240.03		MIN2 3564.00		MAX 5274.07		PAY GRADE..G06			
001086	Ast Dir Dtpw		MIN 4321.94		MIN2 4754.15		MAX 7235.87		PAY GRADE..G10			
001088	Traffic Engineering Manager	6	3093.56 4900.27	3235.67 5139.73	3396.51 5379.08	3561.12 5637.22	3729.40 5902.74	3901.42 6183.16	4081.04 6461.39	4275.55 6752.19	4470.13 7055.98	4679.56 7373.50
001091	Traffic Analyst	6	1394.77 2086.00	1440.42 2180.06	1505.20 2270.22	1566.10 2372.18	1626.93 2478.11	1695.58 2591.83	1764.03 2709.40	1840.10 2830.92	1917.31 2960.31	1999.69 3097.56
001092	Traffic Control Sys Spec		MIN 1626.93		MIN2 1917.31		MAX 2721.42		PAY GRADE..GIB			
001093	Traffic Analyst Supervisor	6	1852.37 2976.93	1941.86 3124.82	2031.32 3276.57	2132.50 3436.07	2241.43 3603.46	2350.40 3770.83	2459.42 3945.82	2580.02 4128.79	2712.35 4315.55	2836.95 4517.96
001094	Traffic Engineer 1	6	2241.43 3603.46	2350.40 3770.83	2459.42 3945.82	2580.02 4128.79	2712.35 4315.55	2836.95 4517.96	2976.93 4735.89	3124.82 4957.63	3276.57 5191.18	3436.07 5440.22

**MIAMI DADE COUNTY**  
**FY 2022-2023 PAY PLAN EFFECTIVE 2022-10-03**

JOB CODE NUMBER	JOB TITLE		←-----									
			01	02	03	04	05	06	07	08	09	10
			11	12	13	14	15	16	17	18	19	20
001095	Traffic Engineer 2	6	2459.42 3945.82	2580.02 4128.79	2712.35 4315.55	2836.95 4517.96	2976.93 4735.89	3124.82 4957.63	3276.57 5191.18	3436.07 5440.22	3603.46 5696.98	3770.83 5969.42
001096	Traffic Engineer 3	6	2890.22 4597.95	3033.81 4813.24	3181.14 5039.98	3335.98 5281.77	3498.50 5531.05	3661.02 5795.55	3830.90 6071.32	4008.53 6366.01	4189.84 6664.51	4386.37 6989.39
001097	Traffic Ctrl Std&Spec Coor	6	2976.93 4735.89	3124.82 4957.63	3276.57 5191.18	3436.07 5440.22	3603.46 5696.98	3770.83 5969.42	3945.82 6253.46	4128.79 6556.99	4315.55 6864.45	4517.96 7199.07
001101	Asd Transport Operator	6	1236.00 1880.37	1284.67 1969.52	1341.37 2050.55	1394.10 2143.76	1454.90 2249.19	1515.57 2346.38	1580.52 2455.86	1657.45 2569.29	1726.42 2686.82	1803.31 2808.39
001102	Asd Transport Specialist	6	1470.03 2275.87	1533.02 2382.05	1607.62 2492.07	1674.52 2606.05	1749.10 2723.98	1823.85 2853.64	1910.33 2991.33	1988.91 3128.86	2079.34 3274.24	2181.58 3427.62
001103	Manager, Asd Shelter Program	6	2607.28 4148.37	2727.06 4342.93	2861.61 4552.42	3003.78 4765.58	3149.65 4990.07	3302.96 5229.47	3463.86 5476.28	3624.77 5738.16	3792.98 6011.21	3968.85 6302.97
001104	Animal Services Rescue Coor	6	1852.37 2976.93	1941.86 3124.82	2031.32 3276.57	2132.50 3436.07	2241.43 3603.46	2350.40 3770.83	2459.42 3945.82	2580.02 4128.79	2712.35 4315.55	2836.95 4517.96
001105	Asd Outreach Specialist	6	1852.37 2976.93	1941.86 3124.82	2031.32 3276.57	2132.50 3436.07	2241.43 3603.46	2350.40 3770.83	2459.42 3945.82	2580.02 4128.79	2712.35 4315.55	2836.95 4517.96
001106	Manager, Asd Shelter Prog	6	2607.28 4148.37	2727.06 4342.93	2861.61 4552.42	3003.78 4765.58	3149.65 4990.07	3302.96 5229.47	3463.86 5476.28	3624.77 5738.16	3792.98 6011.21	3968.85 6302.97
001107	Asd Shelter Program Manager	6	2633.36 4189.84	2754.33 4386.37	2890.22 4597.95	3033.81 4813.24	3181.14 5039.98	3335.98 5281.77	3498.50 5531.05	3661.02 5795.55	3830.90 6071.32	4008.53 6366.01
001108	Mgr,Asd Fin,Col & Lic Svc	6	2607.28 4148.37	2727.06 4342.93	2861.61 4552.42	3003.78 4765.58	3149.65 4990.07	3302.96 5229.47	3463.86 5476.28	3624.77 5738.16	3792.98 6011.21	3968.85 6302.97
001109	Animal Svc Enrichment Spec	6	1455.33 2253.11	1517.69 2358.24	1591.57 2467.17	1657.80 2580.02	1731.64 2696.76	1805.62 2825.11	1891.23 2961.41	1969.04 3097.58	2058.55 3241.50	2159.79 3393.37
001110	Asd Forensic Evidence Tech	6	1475.56 2225.48	1535.24 2325.44	1594.93 2429.27	1662.16 2540.75	1729.28 2656.01	1803.85 2775.15	1879.53 2901.98	1960.29 3036.53	2044.89 3174.88	2137.10 3317.06
001128	Asd Field Support Aide	6	1236.00 1880.37	1284.67 1969.52	1341.37 2050.55	1394.10 2143.76	1454.90 2249.19	1515.57 2346.38	1580.52 2455.86	1657.45 2569.29	1726.42 2686.82	1803.31 2808.39
001129	Asd Shelter Clerk	6	1391.94 2101.73	1442.87 2199.65	1505.62 2293.71	1568.35 2395.73	1635.06 2505.48	1705.61 2619.15	1780.17 2736.84	1854.61 2858.29	1933.02 2989.25	2015.32 3121.38
001130	Asd Licensing Clerk	6	1391.94 2101.73	1442.87 2199.65	1505.62 2293.71	1568.35 2395.73	1635.06 2505.48	1705.61 2619.15	1780.17 2736.84	1854.61 2858.29	1933.02 2989.25	2015.32 3121.38

MIAMI DADE COUNTY  
FY 2022-2023 PAY PLAN EFFECTIVE 2022-10-03

JOB CODE NUMBER	JOB TITLE		01	02	03	04	05	06	07	08	09	10
			11	12	13	14	15	16	17	18	19	20
001131	Asd Pharmacy Clerk	6	1391.94 2101.73	1442.87 2199.65	1505.62 2293.71	1568.35 2395.73	1635.06 2505.48	1705.61 2619.15	1780.17 2736.84	1854.61 2858.29	1933.02 2989.25	2015.32 3121.38
001132	Asd Dispatcher	6	1391.94 2101.73	1442.87 2199.65	1505.62 2293.71	1568.35 2395.73	1635.06 2505.48	1705.61 2619.15	1780.17 2736.84	1854.61 2858.29	1933.02 2989.25	2015.32 3121.38
001133	Asd Customer Clerk	6	1391.94 2101.73	1442.87 2199.65	1505.62 2293.71	1568.35 2395.73	1635.06 2505.48	1705.61 2619.15	1780.17 2736.84	1854.61 2858.29	1933.02 2989.25	2015.32 3121.38
001134	Asd Adoption Clerk	6	1391.94 2101.73	1442.87 2199.65	1505.62 2293.71	1568.35 2395.73	1635.06 2505.48	1705.61 2619.15	1780.17 2736.84	1854.61 2858.29	1933.02 2989.25	2015.32 3121.38
001137	Asd Cust Service Sup 1	6	1852.37 2976.93	1941.86 3124.82	2031.32 3276.57	2132.50 3436.07	2241.43 3603.46	2350.40 3770.83	2459.42 3945.82	2580.02 4128.79	2712.35 4315.55	2836.95 4517.96
001140	Asd Collection Specialist 1	6	1481.92 2374.13	1560.50 2484.25	1627.32 2606.05	1705.94 2739.74	1788.53 2865.59	1871.08 3006.99	1961.48 3156.40	2051.83 3309.65	2154.03 3470.76	2264.06 3639.84
001141	Asd Collection Specialist 2	6	1871.08 3006.99	1961.48 3156.40	2051.83 3309.65	2154.03 3470.76	2264.06 3639.84	2374.13 3808.93	2484.25 3985.68	2606.05 4170.49	2739.74 4359.11	2865.59 4563.58
001142	Asd Control Specialist	6	1478.25 2368.27	1556.65 2478.11	1623.22 2599.59	1701.69 2732.90	1784.07 2858.29	1866.41 2999.55	1956.54 3148.50	2046.69 3301.45	2148.68 3462.20	2258.47 3630.78
001146	Asd Care Specialist	6	1236.00 1880.37	1284.67 1969.52	1341.37 2050.55	1394.10 2143.76	1454.90 2249.19	1515.57 2346.38	1580.52 2455.86	1657.45 2569.29	1726.42 2686.82	1803.31 2808.39
001147	Animal Care Spec Ast Coor	6	1467.11 2350.40	1544.91 2459.42	1611.06 2580.02	1688.89 2712.35	1770.65 2836.95	1852.37 2976.93	1941.86 3124.82	2031.32 3276.57	2132.50 3436.07	2241.43 3603.46
001148	Animal Care Specialist Coor	6	1852.37 2976.93	1941.86 3124.82	2031.32 3276.57	2132.50 3436.07	2241.43 3603.46	2350.40 3770.83	2459.42 3945.82	2580.02 4128.79	2712.35 4315.55	2836.95 4517.96
001149	Asd Disposal Tech	3	1236.00 1882.43	1288.18 1964.33	1340.28 2059.58	1396.50 2150.50	1456.84 2253.87	1517.07 2357.29	1585.21 2464.80	1653.54 2580.65	1721.83 2700.60	1802.16 2828.74
001150	Asd Investigator	6	1701.69 2732.90	1784.07 2858.29	1866.41 2999.55	1956.54 3148.50	2046.69 3301.45	2148.68 3462.20	2258.47 3630.78	2368.27 3794.17	2478.11 3964.86	2599.59 4143.30
001151	Animal Protection Coordinator	6	2607.28 4148.37	2727.06 4342.93	2861.61 4552.42	3003.78 4765.58	3149.65 4990.07	3302.96 5229.47	3463.86 5476.28	3624.77 5738.16	3792.98 6011.21	3968.85 6302.97
001152	Animal Svc Enforcement Sup	6	2241.43 3603.46	2350.40 3770.83	2459.42 3945.82	2580.02 4128.79	2712.35 4315.55	2836.95 4517.96	2976.93 4735.89	3124.82 4957.63	3276.57 5191.18	3436.07 5440.22
001153	Asd Procurement&Inventory Sup	6	2241.43 3603.46	2350.40 3770.83	2459.42 3945.82	2580.02 4128.79	2712.35 4315.55	2836.95 4517.96	2976.93 4735.89	3124.82 4957.63	3276.57 5191.18	3436.07 5440.22
001154	Asd Kennel Manager	6	2364.13	2480.06	2607.28	2727.06	2861.61	3003.78	3149.65	3302.96	3463.86	3624.77

MIAMI DADE COUNTY  
FY 2022-2023 PAY PLAN EFFECTIVE 2022-10-03

JOB CODE NUMBER	JOB TITLE	←-----									
		01	02	03	04	05	06	07	08	09	10
		11	12	13	14	15	16	17	18	19	20
		3792.98	3968.85	4148.37	4342.93	4552.42	4765.58	4990.07	5229.47	5476.28	5738.16
001156	Div.Mgr,Shelter Svcs & Ops	MIN 3478.47		MIN2 3826.34		MAX 5704.02		PAY GRADE..G07			
001161	Asd Citation Spec	6 1688.89	1770.65	1852.37	1941.86	2031.32	2132.50	2241.43	2350.40	2459.42	2580.02
		2712.35	2836.95	2976.93	3124.82	3276.57	3436.07	3603.46	3770.83	3945.82	4128.79
001164	Asd Citation & Collections Sup	6 2241.43	2350.40	2459.42	2580.02	2712.35	2836.95	2976.93	3124.82	3276.57	3436.07
		3603.46	3770.83	3945.82	4128.79	4315.55	4517.96	4735.89	4957.63	5191.18	5440.22
001165	Chief Of Veterinary Services	MIN 4013.69		MIN2 4415.05		MAX 6671.50		PAY GRADE..G09			
001166	Asd Facilities Manager	6 2797.89	2934.19	3078.03	3229.85	3385.55	3549.00	3712.46	3883.57	4066.54	4257.18
		4451.74	4665.82	4883.69	5109.41	5350.69	5607.55	5868.20	6144.54	6437.03	6758.91
001168	Dir, Md Animal Services Dept	MIN 5409.68		MIN2 5950.66		MAX 15309.84		PAY GRADE..E01			
001169	Chief, Animal Services Div	MIN 3740.26		MIN2 4114.28		MAX 6174.28		PAY GRADE..G08			
001170	Asd Assistant Director 2	MIN 4321.94		MIN2 4754.15		MAX 7235.87		PAY GRADE..G10			
001171	Asd Ast Director 1	MIN 4013.69		MIN2 4415.05		MAX 6671.50		PAY GRADE..G09			
001173	Asd, Mgr Public Aff And Com	MIN 2838.32		MIN2 3320.85		MAX 4884.34		PAY GRADE..G05			
001174	Cf, Asd Budget, Finance & Lic	MIN 3240.03		MIN2 3564.00		MAX 5274.07		PAY GRADE..G06			
001175	Chief, ASD Fundraising Develop	MIN 3740.26		MIN2 4114.28		MAX 6174.28		PAY GRADE..G08			
001187	311 Sr Call Center Sup	6 2797.89	2934.19	3078.03	3229.85	3385.55	3549.00	3712.46	3883.57	4066.54	4257.18
		4451.74	4665.82	4883.69	5109.41	5350.69	5607.55	5868.20	6144.54	6437.03	6758.91
001188	311 Call Center Spec	6 1517.69	1591.57	1657.80	1731.64	1805.62	1891.23	1969.04	2058.55	2159.79	2253.11
		2358.24	2467.17	2580.02	2696.76	2825.11	2961.41	3097.58	3241.50	3393.37	3563.71
001189	311 Call Center Sup	6 2241.43	2350.40	2459.42	2580.02	2712.35	2836.95	2976.93	3124.82	3276.57	3436.07
		3603.46	3770.83	3945.82	4128.79	4315.55	4517.96	4735.89	4957.63	5191.18	5440.22
001190	311 Sr Call Center Spec	6 1657.80	1731.64	1805.62	1891.23	1969.04	2058.55	2159.79	2253.11	2358.24	2467.17
		2580.02	2696.76	2825.11	2961.41	3097.58	3241.50	3393.37	3563.71	3724.08	3891.67
001192	Manager, 311 Communication Ctr	MIN 3478.47		MIN2 3826.34		MAX 5704.02		PAY GRADE..G07			
001193	Div Dir, 311 Com Dept	MIN 4013.69		MIN2 4415.05		MAX 6671.50		PAY GRADE..G09			
001196	Ast Dir, Comm & Customer Exp	MIN 4659.31		MIN2 5125.22		MAX 7853.89		PAY GRADE..G11			

MIAMI DADE COUNTY  
FY 2022-2023 PAY PLAN EFFECTIVE 2022-10-03

JOB CODE NUMBER	JOB TITLE	←-----									
		01	02	03	04	05	06	07	08	09	10
		11	12	13	14	15	16	17	18	19	20
001199	Director, Comm & Customer Exp	MIN 5409.68		MIN2 5950.66		MAX 15309.84		PAY GRADE..E01			
001214	Veterinary Assistant	6 1318.40	1370.31	1430.79	1487.05	1551.89	1616.61	1685.88	1767.94	1841.52	1923.54
		2005.72	2100.83	2187.26	2286.68	2399.14	2502.81	2619.58	2740.58	2865.93	2995.61
001215	Veterinary Technician	6 1394.77	1440.42	1505.31	1566.10	1626.93	1695.58	1764.03	1840.10	1917.31	1999.69
		2086.00	2180.06	2270.22	2372.18	2478.11	2591.83	2709.40	2830.92	2960.31	3097.56
001216	Veterinarian	MIN 3740.26		MIN2 4114.28		MAX 6174.28		PAY GRADE..G08			
001223	Dtpw Projects Inspector 1	6 1917.31	1999.69	2086.00	2180.06	2270.22	2372.18	2478.11	2591.83	2709.40	2830.92
		2960.31	3097.56	3238.70	3383.75	3536.74	3695.92	3862.21	4036.01	4217.62	4407.42
001224	Dtpw Projects Inspector 2	6 2132.50	2241.43	2350.40	2459.42	2580.02	2712.35	2836.95	2976.93	3124.82	3276.57
		3436.07	3603.46	3770.83	3945.82	4128.79	4315.55	4517.96	4735.89	4957.63	5191.18
001228	Title Analyst	6 1695.58	1764.03	1840.10	1917.31	1999.69	2086.00	2180.06	2270.22	2372.18	2478.11
		2591.83	2709.40	2830.92	2960.31	3097.56	3238.70	3383.75	3536.74	3697.34	3862.11
001229	Roadway Lighting Inspector	MIN 2913.27		MIN2 2913.27		MAX 3680.60		PAY GRADE..G60			
001230	Roadway Lighting Insp Sup	MIN 3352.42		MIN2 3352.42		MAX 4211.68		PAY GRADE..G51			
001235	Traffic Signal Const Insp	MIN 2913.26		MIN2 2913.26		MAX 3680.59		PAY GRADE..G59			
001237	Traffic Signal Technician 1	6 1623.02	1695.61	1772.06	1860.14	1942.19	2036.74	2135.23	2237.65	2340.12	2458.29
		2576.41	2702.51	2832.55	2970.42	3116.20	3269.81	3427.40	3592.88	3758.38	3931.55
001238	Traffic Signal Technician 2	3 2036.74	2135.23	2237.65	2340.12	2458.29	2576.41	2702.51	2832.55	2970.42	3116.20
		3269.81	3427.40	3592.88	3758.38	3931.55	4116.78	4309.82	4506.83	4723.50	4944.14
001239	Traffic Signal Tech Sup	3 2428.21	2544.98	2669.51	2797.89	2934.19	3078.03	3229.85	3385.55	3549.00	3712.46
		3883.57	4066.54	4257.25	4451.74	4665.82	4883.69	5109.41	5350.69	5607.55	5868.20
001242	Traffic Maintenance Repairer	3 1383.42	1440.42	1497.52	1562.30	1626.93	1699.27	1767.85	1847.83	1925.20	2015.32
		2101.64	2199.69	2297.68	2403.49	2513.28	2631.00	2752.52	2874.03	3011.23	3152.45
001246	Traffic Maintenance Supervisor	3 1820.24	1906.51	1996.87	2095.44	2202.28	2309.19	2416.01	2535.20	2662.49	2785.74
		2925.53	3069.32	3217.18	3373.28	3537.62	3702.06	3874.54	4055.41	4240.30	4437.50
001247	Traffic Maint Manager	3 2404.18	2519.77	2643.08	2770.20	2905.15	3047.55	3197.88	3352.02	3513.86	3675.70
		3845.12	4026.28	4215.09	4407.66	4619.62	4835.34	5058.82	5297.70	5552.03	5810.10
001250	Raam Landscape Maint Inspector	6 1695.58	1764.03	1840.10	1917.31	1999.69	2086.00	2180.06	2270.22	2372.18	2478.11
		2591.83	2709.40	2830.92	2960.31	3097.56	3238.70	3383.75	3536.74	3695.92	3862.21
001251	Raam Landscape Maint Insp Supv	6 1852.37	1941.86	2031.32	2132.50	2241.43	2350.40	2459.42	2580.02	2712.35	2836.95
		2976.93	3124.82	3276.57	3436.07	3603.46	3770.83	3945.82	4128.79	4315.55	4517.96

**MIAMI DADE COUNTY**  
**FY 2022-2023 PAY PLAN EFFECTIVE 2022-10-03**

JOB CODE NUMBER	JOB TITLE		01	02	03	04	05	06	07	08	09	10
			11	12	13	14	15	16	17	18	19	20
001252	Mosquito Control Inspector	3	1543.09 2438.43	1615.39 2559.97	1687.62 2685.39	1763.79 2814.84	1847.49 2955.90	1932.77 3093.09	2022.90 3250.00	2124.88 3406.78	2226.75 3571.41	2328.65 3743.98
001253	Mosquito Ctrl Sup	6	1659.97 2662.49	1737.99 2785.74	1820.24 2925.53	1906.51 3069.32	1996.87 3217.18	2095.44 3373.28	2202.28 3537.62	2309.19 3702.06	2416.01 3874.54	2535.20 4055.41
001254	Mosquito Ctrl Operations Mgr	6	2808.41 4462.76	2938.39 4679.42	3088.17 4896.05	3233.83 5124.52	3391.34 5373.04	3556.75 5633.61	3722.26 5906.84	3891.58 6664.51	4076.77 6989.39	4269.79 7329.47
001256	Mosq Control Project Admin	6	2607.28 4148.37	2727.06 4342.93	2861.61 4552.42	3003.78 4765.58	3149.65 4990.07	3302.96 5229.47	3463.86 5476.28	3624.77 5738.16	3792.98 6011.21	3968.85 6302.97
001257	Mosquito Control Research Mgr	6	2797.89 4451.74	2934.19 4665.82	3078.03 4883.69	3229.85 5109.41	3385.55 5350.69	3549.00 5607.55	3712.46 5868.20	3883.57 6144.54	4066.54 6437.03	4257.18 6758.91
001259	Mosq Control Senior Supervisor	6	2031.32 3276.57	2132.50 3436.07	2241.43 3603.46	2350.40 3770.83	2459.42 3945.82	2580.02 4128.79	2712.35 4315.55	2836.95 4517.96	2976.93 4735.89	3124.82 4957.63
001280	Duplicating Equip Operator	6	1318.40 2005.72	1370.31 2100.83	1430.79 2187.26	1487.05 2286.68	1551.89 2399.14	1616.61 2502.81	1685.88 2619.58	1767.94 2740.58	1841.52 2865.93	1923.54 2995.61
001282	Duplication Equipment Sup	6	1513.76 2420.57	1583.84 2533.31	1661.61 2657.81	1739.46 2790.09	1828.98 2922.44	1914.51 3066.50	2004.15 3218.22	2101.41 3369.93	2198.70 3537.34	2303.77 3700.72
001284	Causeway Svc Spec	6	1318.40 2005.72	1370.31 2100.83	1430.79 2187.26	1487.05 2286.68	1551.89 2399.14	1616.61 2502.81	1685.88 2619.58	1767.94 2740.58	1841.52 2865.93	1923.54 2995.61
001285	Causeway Ops Admin	6	2364.13 3792.98	2480.06 3968.85	2607.28 4148.37	2727.06 4342.93	2861.61 4552.42	3003.78 4765.58	3149.65 4990.07	3302.96 5229.47	3463.86 5476.28	3624.77 5738.16
001286	Toll Collector	6	1236.00 1880.37	1284.67 1969.52	1341.37 2050.55	1394.10 2143.76	1454.90 2249.19	1515.57 2346.38	1580.52 2455.86	1657.45 2569.29	1726.42 2686.82	1803.31 2808.39
001288	Toll Enforcement Officer	6	1291.97 1917.31	1345.26 1999.69	1394.77 2086.00	1440.42 2180.06	1505.20 2270.22	1566.10 2372.18	1626.93 2478.11	1695.58 2591.83	1764.03 2709.40	1840.10 2830.92
001300	Seaport Enforcement Specialist	6	1616.89 2712.35	1690.49 2836.95	1853.20 2976.93	1941.86 3124.82	2031.32 3276.57	2132.50 3436.07	2241.43 3603.46	2350.40 3770.83	2459.42 3945.82	2580.02 4128.79
001301	Seaport Security Sup 1	6	1852.37 2976.93	1941.86 3124.82	2031.32 3276.57	2132.50 3436.07	2241.43 3603.46	2350.40 3770.83	2459.42 3945.82	2580.02 4128.79	2712.35 4315.55	2836.95 4517.96
001302	Seaport Security Sup 2	6	2459.42 3945.82	2580.02 4128.79	2712.35 4315.55	2836.95 4517.96	2976.93 4735.89	3124.82 4957.63	3276.57 5191.18	3436.07 5440.22	3603.46 5696.98	3770.83 5969.42
001303	Seaport Security Coordinator	6	1852.37 2976.93	1941.86 3124.82	2031.32 3276.57	2132.50 3436.07	2241.43 3603.46	2350.40 3770.83	2459.42 3945.82	2580.02 4128.79	2712.35 4315.55	2836.95 4517.96



MIAMI DADE COUNTY  
 FY 2022-2023 PAY PLAN EFFECTIVE 2022-10-03

JOB CODE NUMBER	JOB TITLE		01	02	03	04	05	06	07	08	09	10
			←-----									
			11	12	13	14	15	16	17	18	19	20
001305	Seaport Security Ops Sup	6	2808.41 4462.76	2938.39 4679.42	3088.17 4896.05	3233.83 5124.52	3391.34 5373.04	3556.75 5633.61	3722.26 5906.84	3891.58 6664.51	4076.77 6989.39	4269.79 7329.47
001308	Seaport Field Technician	6	1236.00 1880.37	1284.67 1969.52	1341.37 2050.55	1394.10 2143.76	1454.90 2249.19	1515.57 2346.38	1580.52 2455.86	1657.45 2569.29	1726.42 2686.82	1803.31 2808.39
001309	Seaport Exterminator	3	1318.40 2007.92	1374.05 2095.29	1429.63 2196.89	1489.61 2293.87	1553.96 2404.12	1618.20 2514.44	1690.90 2629.13	1763.77 2752.70	1836.62 2880.64	1922.31 3017.31
001310	Seaport Hydraulics Mechanic	3	1543.09 2438.43	1615.39 2559.97	1687.62 2685.39	1763.79 2814.84	1847.49 2955.90	1932.77 3093.09	2022.90 3250.00	2124.88 3406.78	2226.75 3571.41	2328.65 3743.98
001311	Seaprt Pass/Brdg/Bag Conv Tech	3	1942.18 3116.19	2036.73 3269.80	2135.22 3427.39	2237.64 3592.87	2340.11 3758.37	2458.27 3931.54	2576.40 4116.76	2702.50 4309.81	2832.54 4506.82	2970.41 4723.48
001312	Seaport Pass Svc Equip Sup	6	2350.40 3770.83	2459.42 3945.82	2580.02 4128.79	2712.35 4315.55	2836.95 4517.96	2976.93 4735.89	3124.82 4957.63	3276.57 5191.18	3436.07 5440.22	3603.46 5696.98
001313	Sr Seaport Berthing Officer	6	2607.28 4148.37	2727.06 4342.93	2861.61 4552.42	3003.78 4765.58	3149.65 4990.07	3302.96 5229.47	3463.86 5476.28	3624.77 5738.16	3792.98 6011.21	3968.85 6302.97
001314	Seaport Berthing Officer	6	2241.43 3603.46	2350.40 3770.83	2459.42 3945.82	2580.02 4128.79	2712.35 4315.55	2836.95 4517.96	2976.93 4735.89	3124.82 4957.63	3276.57 5191.18	3436.07 5440.22
001315	Seaport Superintendent	6	1852.37 2976.93	1941.86 3124.82	2031.32 3276.57	2132.50 3436.07	2241.43 3603.46	2350.40 3770.83	2459.42 3945.82	2580.02 4128.79	2712.35 4315.55	2836.95 4517.96
001317	Seaport Terminal Ops Spec	6	1318.40 2005.72	1370.31 2100.83	1430.79 2187.26	1487.05 2286.68	1551.89 2399.14	1616.61 2502.81	1685.88 2619.58	1767.94 2740.58	1841.52 2865.93	1923.54 2995.61
001319	Seaport Cruise Operations Mgr		MIN 2652.39		MIN2 3103.32		MAX 4528.27		PAY GRADE..G04			
001320	Seaport Fleet & Maint Officer	6	1834.03 2947.46	1922.64 3093.89	2011.21 3244.14	2111.40 3402.05	2219.25 3567.78	2327.13 3733.50	2435.07 3906.75	2554.46 4087.92	2685.50 4272.82	2808.86 4473.23
001321	Sp Ground Transportation Coor	6	1412.96 2187.49	1473.50 2289.55	1545.22 2395.29	1609.50 2504.87	1681.20 2618.20	1753.03 2742.83	1836.16 2875.15	1911.68 3007.36	1998.60 3147.10	2096.88 3294.53
001323	Seaport Passenger Safety Ofc	6	1236.00 1880.37	1284.67 1969.52	1341.37 2050.55	1394.10 2143.76	1454.90 2249.19	1515.57 2346.38	1580.52 2455.86	1657.45 2569.29	1726.42 2686.82	1803.31 2808.39
001325	Seaport Maritime Training Spec	6	2219.25 3567.78	2327.13 3733.50	2435.07 3906.75	2554.46 4087.92	2685.50 4272.82	2808.86 4473.23	2947.46 4688.99	3093.89 4908.54	3244.14 5139.77	3402.05 5386.35
001326	Seaport Ast Property Manager	6	1852.37 2976.93	1941.86 3124.82	2031.32 3276.57	2132.50 3436.07	2241.43 3603.46	2350.40 3770.83	2459.42 3945.82	2580.02 4128.79	2712.35 4315.55	2836.95 4517.96
001331	Mgr, Seaport Planning & Grants		MIN 3740.26		MIN2 4114.28		MAX 6174.28		PAY GRADE..G08			

MIAMI DADE COUNTY  
FY 2022-2023 PAY PLAN EFFECTIVE 2022-10-03

JOB CODE NUMBER	JOB TITLE	←-----									
		01	02	03	04	05	06	07	08	09	10
		11	12	13	14	15	16	17	18	19	20
001335	Seaport,Mgr Strtgc Partnr&Comm	MIN 3740.26		MIN2 4114.28		MAX 6174.28		PAY GRADE..G08			
001342	Crane & Maint Supply Sup	6 1852.37	1941.86	2031.32	2132.50	2241.43	2350.40	2459.42	2580.02	2712.35	2836.95
		2976.93	3124.82	3276.57	3436.07	3603.46	3770.83	3945.82	4128.79	4315.55	4517.96
001377	Seaport Operations Specialist	6 2241.43	2350.40	2459.42	2580.02	2712.35	2836.95	2976.93	3124.82	3276.57	3436.07
		3603.46	3770.83	3945.82	4128.79	4315.55	4517.96	4735.89	4957.63	5191.18	5440.22
001378	Sp Public Outreach &Event Coord	6 2712.35	2836.95	2976.93	3124.82	3276.57	3436.07	3603.46	3770.83	3945.82	4128.79
		4315.55	4517.96	4735.89	4957.63	5191.18	5440.22	5696.98	5969.42	6253.46	6534.89
001381	Seaport Security Liaison Ofc	6 1798.41	1885.30	1972.16	2070.39	2176.16	2281.95	2387.77	2504.87	2633.36	2754.33
		2890.22	3033.81	3181.14	3335.98	3498.50	3661.02	3830.90	4008.53	4189.84	4386.37
001386	Seaport Operations Manager	MIN 3478.47		MIN2 3826.34		MAX 5704.02		PAY GRADE..G07			
001389	Seaport Constr Cost Analyst	6 2607.28	2727.06	2861.61	3003.78	3149.65	3302.96	3463.86	3624.77	3792.98	3968.85
		4148.37	4342.93	4552.42	4765.58	4990.07	5229.47	5476.28	5738.16	6011.21	6302.97
001390	Seaport Business Permits Clerk	6 1318.40	1370.31	1430.79	1487.05	1551.89	1616.61	1685.88	1767.94	1841.52	1923.54
		2005.72	2100.83	2187.26	2286.68	2399.14	2502.81	2619.58	2740.58	2865.93	2995.61
001401	Seaport Collections Specialist	6 1611.06	1688.88	1770.65	1852.36	1941.86	2031.31	2132.49	2241.43	2350.39	2459.41
		2580.01	2712.33	2836.94	2976.92	3124.81	3276.56	3436.06	3603.43	3770.82	3945.80
001402	Seaport Revenue Control Specia	6 1688.89	1770.65	1852.37	1941.86	2031.32	2132.50	2241.43	2350.40	2459.42	2580.02
		2712.35	2836.95	2976.93	3124.82	3276.57	3436.07	3603.46	3770.83	3945.82	4128.79
001403	Seaport Business Permits Spec	6 1852.37	1941.86	2031.32	2132.50	2241.43	2350.40	2459.42	2580.02	2712.35	2836.95
		2976.93	3124.82	3276.57	3436.07	3603.46	3770.83	3945.82	4128.79	4315.55	4517.96
001404	Seaport Billing Supervisor	6 2459.42	2580.02	2712.35	2836.95	2976.93	3124.82	3276.57	3436.07	3603.46	3770.83
		3945.82	4128.79	4315.55	4517.96	4735.89	4957.63	5191.18	5440.22	5696.98	5969.42
001407	Mgr, Seaport Project Control	MIN 2838.32		MIN2 3320.85		MAX 4884.34		PAY GRADE..G05			
001432	Seaport Facilities Sup	3 1737.99	1820.24	1906.51	1996.87	2095.44	2202.28	2309.19	2416.01	2535.20	2662.49
		2785.74	2925.53	3069.32	3217.18	3373.28	3537.62	3702.06	3874.54	4055.41	4240.30
001434	Seaport Facilities Supt	6 2350.40	2459.42	2580.02	2712.35	2836.95	2976.93	3124.82	3276.57	3436.07	3603.46
		3770.83	3945.82	4128.79	4315.55	4517.96	4735.89	4957.63	5191.18	5440.22	5696.98
001456	Ch,Seaport Const Mgt Services	MIN 3478.47		MIN2 3826.34		MAX 5704.02		PAY GRADE..G07			
001457	Chief, Seaport Project Ctrls	MIN 3740.26		MIN2 4114.28		MAX 6174.28		PAY GRADE..G08			
001458	Chief, Seaport Facil	MIN 4013.69		MIN2 4415.05		MAX 6671.50		PAY GRADE..G09			

MIAMI DADE COUNTY  
 FY 2022-2023 PAY PLAN EFFECTIVE 2022-10-03

JOB CODE NUMBER	JOB TITLE										
		01	02	03	04	05	06	07	08	09	10
		←----->									
		11	12	13	14	15	16	17	18	19	20
	Maint Eng										
001459	Seaport Capital Dev Adm Coord	MIN 3240.03		MIN2 3564.00		MAX 5274.07		PAY GRADE..G06			
001461	Mgr, Sp Strategic Initiatives	MIN 3240.03		MIN2 3564.00		MAX 5274.07		PAY GRADE..G06			
001462	Mgr, Seaport Construction Cont	MIN 3478.47		MIN2 3826.34		MAX 5704.02		PAY GRADE..G07			
001463	Mgr Seaport Cont & Procurement	MIN 3240.03		MIN2 3564.00		MAX 5274.07		PAY GRADE..G06			
001464	Cf, Seaport Cont Proc&Mat Mgmt	MIN 4013.69		MIN2 4415.05		MAX 6671.50		PAY GRADE..G09			
001465	Cf, Seaport Constr & Maint Div	MIN 4013.69		MIN2 4415.05		MAX 6671.50		PAY GRADE..G09			
001466	Cf Seaport Acct&Finance Div	MIN 3740.26		MIN2 4114.28		MAX 6174.28		PAY GRADE..G08			
001467	Dir Seaport Gov & Intl Affairs	MIN 3740.26		MIN2 4114.28		MAX 6174.28		PAY GRADE..G08			
001469	Mgr, Seaport Architecture	MIN 3740.26		MIN2 4114.28		MAX 6174.28		PAY GRADE..G08			
001470	Seaport Asset Manager	MIN 3740.26		MIN2 4114.28		MAX 6174.28		PAY GRADE..G08			
001473	Cf, Sp Planning & Property Dev	MIN 4013.69		MIN2 4415.05		MAX 6671.50		PAY GRADE..G09			
001474	Cf Seaport Design Services	MIN 4013.69		MIN2 4415.05		MAX 6671.50		PAY GRADE..G09			
001475	Manager Terminal Dev & Infra	MIN 2838.32		MIN2 3320.85		MAX 4884.34		PAY GRADE..G05			
001476	Mgr Seaport Real Est Econ Dev	MIN 3240.03		MIN2 3564.00		MAX 5274.07		PAY GRADE..G06			
001477	Seaport Planning Coordinator	6 2607.28	2727.06	2861.61	3003.78	3149.65	3302.96	3463.86	3624.77	3792.98	3968.85
		4148.37	4342.93	4552.42	4765.58	4990.07	5229.47	5476.28	5738.16	6011.21	6302.97
001478	Seaport Cargo Development Coor	MIN 3240.03		MIN2 3564.00		MAX 5274.07		PAY GRADE..G06			
001479	Seaport Intermodal Coor	MIN 3240.03		MIN2 3564.00		MAX 5274.07		PAY GRADE..G06			
001480	Intergovt&Cargo Dev Mgr	MIN 4013.69		MIN2 4415.05		MAX 6671.50		PAY GRADE..G09			
001481	Seaport Strategy Officer	MIN 3740.26		MIN2 4114.28		MAX 6174.28		PAY GRADE..G08			
001482	Cf Sp Nav & Sustainability	MIN 4013.69		MIN2 4415.05		MAX 6671.50		PAY GRADE..G09			
001483	Cf Seaport Mgmt&Budget Div	MIN 3478.47		MIN2 3826.34		MAX 5704.02		PAY GRADE..G07			
001484	Seaport Fin & Strategic	MIN 3240.03		MIN2 3564.00		MAX 5274.07		PAY GRADE..G06			

MIAMI DADE COUNTY  
 FY 2022-2023 PAY PLAN EFFECTIVE 2022-10-03

JOB CODE NUMBER	JOB TITLE										
		01	02	03	04	05	06	07	08	09	10
		←									→
		11	12	13	14	15	16	17	18	19	20
	Anl										
001485	Seaport Fin Initiatives	MIN 3240.03		MIN2 3564.00		MAX 5274.07			PAY GRADE..G06		
	Admin										
001486	Seaport Public Aff&Comm	MIN 4013.69		MIN2 4415.05		MAX 6671.50			PAY GRADE..G09		
	Dir										
001487	Ast Dir Seaport Capital	MIN 5019.99		MIN2 5522.02		MAX 8525.75			PAY GRADE..G12		
	Dev										
001489	Ast Dir Seaport Finance	MIN 5019.99		MIN2 5522.02		MAX 8525.75			PAY GRADE..G12		
	Admin										
001490	Mgr, Seaport	MIN 3478.47		MIN2 3826.34		MAX 5704.02			PAY GRADE..G07		
	Maintenance										
001491	Chief Seaport Strategy	MIN 4013.69		MIN2 4415.05		MAX 6671.50			PAY GRADE..G09		
	Officer										
001492	Assistant Director	MIN 5019.99		MIN2 5522.02		MAX 8525.75			PAY GRADE..G12		
	Seaport										
001493	Cf Seaport Security Enf	MIN 3740.26		MIN2 4114.28		MAX 6174.28			PAY GRADE..G08		
001494	Cf, Seaport Financial	MIN 3740.26		MIN2 4114.28		MAX 6174.28			PAY GRADE..G08		
	Perf										
001495	Chief Seaport Terminal	MIN 3740.26		MIN2 4114.28		MAX 6174.28			PAY GRADE..G08		
	Dev										
001496	Sr Exec Ast To The Dept	MIN 3478.47		MIN2 3826.34		MAX 5704.02			PAY GRADE..G07		
	Dir										
001497	Deputy Director Seaport	MIN 5020.00		MIN2 5522.02		MAX 13640.25			PAY GRADE..E02		
001498	Dr, Md Seaport	MIN 5409.68		MIN2 5950.66		MAX 15309.84			PAY GRADE..E01		
	Department										
001499	Chief Seaport Engineer	MIN 4321.94		MIN2 4754.15		MAX 7235.87			PAY GRADE..G10		
001500	Seaport Cf Operating	MIN 5409.68		MIN2 5950.66		MAX 10029.30			PAY GRADE..G13		
	Officer										
001501	Seaport Managing	MIN 5409.68		MIN2 5950.66		MAX 10029.30			PAY GRADE..G13		
	Dir/Cfo										
001510	Flood Plain Construction	6 1793.01	1876.72	1964.31	2055.57	2146.97	2246.05	2348.76	2462.99	2577.21	2702.71
	Insp	2828.42	2957.83	3106.34	3254.78	3403.24	3559.33	3722.98	3894.29	4073.22	4259.71
001511	Flood Plain Program Sup	6 2117.25	2211.38	2313.45	2419.23	2536.88	2654.53	2783.79	2913.27	3046.56	3199.53
		3352.42	3505.33	3666.10	3834.66	4011.12	4195.42	4387.50	4587.50	4799.25	5015.21
001519	Groundwater Modeling	6 2633.36	2754.33	2890.22	3033.81	3181.14	3335.98	3498.50	3661.02	3830.90	4008.53
	Prog Coord	4189.84	4386.37	4597.95	4813.24	5039.98	5281.77	5531.05	5795.55	6071.32	6366.01
001520	Hydrogeologist 1	6 1618.86	1700.57	1778.38	1860.08	1953.46	2042.97	2144.16	2253.11	2362.11	2474.93
		2595.56	2724.03	2852.36	2992.50	3140.40	3292.13	3451.69	3619.03	3786.32	3965.29
001521	Hydrogeologist 2	6 1860.08	1953.46	2042.97	2144.16	2253.11	2362.11	2474.92	2595.56	2724.03	2852.36
		2992.50	3140.40	3292.13	3451.69	3619.03	3786.32	3965.29	4148.23	4338.89	4541.28

MIAMI DADE COUNTY  
FY 2022-2023 PAY PLAN EFFECTIVE 2022-10-03

JOB CODE NUMBER	JOB TITLE		←-----									
			01	02	03	04	05	06	07	08	09	10
			11	12	13	14	15	16	17	18	19	20
001522	Hydrogeologist 3	6	2252.65 3619.03	2362.11 3786.32	2474.93 3965.29	2595.56 4148.23	2724.03 4338.89	2852.36 4541.28	2992.50 4745.66	3140.40 4959.24	3292.13 5182.42	3451.69 5415.62
001523	Senior Scientist Hydrology		MIN 3478.47		MIN2 3826.34		MAX 5704.02		PAY GRADE..G07			
001524	Professional Geologist		MIN 2838.32		MIN2 3320.85		MAX 4884.34		PAY GRADE..G05			
001525	Chemist 1	6	1868.64 3006.32	1962.42 3154.78	2052.38 3307.30	2154.04 3467.53	2263.57 3635.66	2372.97 3803.86	2486.34 3983.66	2607.47 4167.32	2736.61 4358.91	2865.57 4562.20
001526	Chemist 2	6	2154.04 3467.53	2263.57 3635.66	2372.97 3803.86	2486.34 3983.66	2607.47 4167.32	2736.61 4358.91	2865.57 4562.20	3006.32 4767.47	3154.78 4982.04	3307.30 5206.23
001527	Chemist 3	6	2580.02 4128.79	2712.35 4315.55	2836.95 4517.96	2976.93 4735.89	3124.82 4957.63	3276.57 5191.18	3436.07 5440.22	3603.46 5696.98	3770.83 5969.42	3933.52 6253.46
001528	Senior Professional Geologist		MIN 3478.47		MIN2 3826.34		MAX 5704.02		PAY GRADE..G07			
001529	Environmental Resource Ast	6	1318.40 2005.72	1370.31 2100.83	1430.79 2187.26	1487.05 2286.68	1551.89 2399.14	1616.61 2502.81	1685.88 2619.58	1767.94 2740.58	1841.52 2865.93	1923.54 2995.61
001530	Biologist 1	6	1626.51 2595.56	1705.81 2724.03	1781.40 2852.36	1860.68 2992.50	1953.46 3140.40	2042.97 3292.13	2144.16 3451.69	2253.11 3619.03	2362.11 3786.32	2474.93 3965.29
001531	Biologist 2	6	1860.08 2992.50	1953.46 3140.40	2042.97 3292.13	2144.16 3451.69	2253.11 3619.03	2362.11 3786.32	2474.92 3965.29	2595.56 4148.23	2724.03 4338.89	2852.36 4541.28
001532	Biologist 3	6	2580.02 4128.79	2712.35 4315.55	2836.95 4517.96	2976.93 4735.89	3124.82 4957.63	3276.57 5191.18	3436.07 5440.22	3603.46 5696.98	3770.83 5969.42	3945.82 6253.46
001534	Pollution Control Inspector 1	6	1626.51 2595.56	1705.81 2724.03	1781.40 2852.36	1860.68 2992.50	1953.46 3140.40	2042.97 3292.13	2144.16 3451.69	2253.11 3619.03	2362.11 3786.32	2474.93 3965.29
001535	Pollution Control Inspector 2	6	1860.08 2992.50	1953.46 3140.40	2042.97 3292.13	2144.16 3451.69	2253.11 3619.03	2362.11 3786.32	2474.92 3965.29	2595.56 4148.23	2724.03 4338.89	2852.36 4541.28
001538	Pollution Ctrl Plan Reviewer	6	1847.83 2913.27	1933.02 3046.56	2023.24 3199.53	2117.25 3352.42	2211.38 3505.33	2313.45 3666.10	2419.23 3834.66	2536.88 4011.12	2654.53 4195.42	2783.79 4387.50
001547	Environmental Code Enf Ofc 1	6	1860.08 2992.50	1953.46 3140.40	2042.97 3292.13	2144.16 3451.69	2253.11 3619.03	2362.11 3786.32	2474.92 3965.29	2595.56 4148.23	2724.03 4338.89	2852.36 4541.28
001548	Environmental Code Enf Ofc 2	6	2252.65 3619.03	2362.11 3786.32	2474.93 3965.29	2595.56 4148.23	2724.03 4338.89	2852.36 4541.28	2992.50 4745.66	3140.40 4959.24	3292.13 5182.42	3451.69 5415.62
001550	Rer Permit & Plans Rep	6	1318.40 2005.72	1370.31 2100.83	1430.79 2187.26	1487.05 2286.68	1551.89 2399.14	1616.61 2502.81	1685.88 2619.58	1767.94 2740.58	1841.52 2865.93	1923.54 2995.61

MIAMI DADE COUNTY  
FY 2022-2023 PAY PLAN EFFECTIVE 2022-10-03

JOB CODE NUMBER	JOB TITLE		01	02	03	04	05	06	07	08	09	10
			11	12	13	14	15	16	17	18	19	20
001554	Environmental Res Proj Sup	6	2241.43 3603.46	2350.40 3770.83	2459.42 3945.82	2580.02 4128.79	2712.35 4315.55	2836.95 4517.96	2976.93 4735.89	3124.82 4957.63	3276.57 5191.18	3436.07 5440.22
001561	Rer Endangered Lands Coor		MIN 2838.32		MIN2 3320.85		MAX 4884.34		PAY GRADE..G05			
001562	Environmental Specialist Sup	6	2252.65 3619.03	2362.11 3786.32	2474.93 3965.29	2595.56 4148.23	2724.03 4338.89	2852.36 4541.28	2992.50 4745.66	3140.40 4959.24	3292.13 5182.42	3451.69 5415.62
001563	Rer Records Coordinator	6	2241.43 3603.46	2350.40 3770.83	2459.42 3945.82	2580.02 4128.79	2712.35 4315.55	2836.95 4517.96	2976.93 4735.89	3124.82 4957.63	3276.57 5191.18	3436.07 5440.22
001564	Mgr Rer Environmental Sect		MIN 2838.32		MIN2 3320.85		MAX 4884.34		PAY GRADE..G05			
001565	Senior Mgr Rer Env Sect		MIN 3240.03		MIN2 3564.00		MAX 5274.07		PAY GRADE..G06			
001566	Cf Rer Directv&Beach Prog Coor		MIN 3240.03		MIN2 3564.00		MAX 5274.07		PAY GRADE..G06			
001567	Manager Rer Financial Services		MIN 2652.39		MIN2 3103.32		MAX 4528.27		PAY GRADE..G04			
001568	Chief, Rer Code Coordination		MIN 3240.03		MIN2 3564.00		MAX 5274.07		PAY GRADE..G06			
001570	Ch Environ/Ed And Comm Off		MIN 2838.32		MIN2 3320.85		MAX 4884.34		PAY GRADE..G05			
001571	Mgr Rer Laboratory Sect		MIN 3240.03		MIN2 3564.00		MAX 5274.07		PAY GRADE..G06			
001573	Mgr Strmwtr Plng&Design Sect		MIN 3478.47		MIN2 3826.34		MAX 5704.02		PAY GRADE..G07			
001576	Environmental Section Sup		MIN 2502.21		MIN2 2927.61		MAX 4241.04		PAY GRADE..G03			
001577	Design Constr Mgr		MIN 3478.47		MIN2 3826.34		MAX 5704.02		PAY GRADE..G07			
001578	Deputy Resilience Officer		MIN 4013.69		MIN2 4415.05		MAX 6671.50		PAY GRADE..G09			
001579	Chief Rer Resilience Officer		MIN 5409.68		MIN2 5950.66		MAX 10029.30		PAY GRADE..G13			
001580	Pollution Control Division Cf		MIN 4321.94		MIN2 4754.15		MAX 7235.87		PAY GRADE..G10			
001581	Cf Off Of Sustainability		MIN 3478.47		MIN2 3826.34		MAX 5704.02		PAY GRADE..G07			
001582	Chief Heat Officer		MIN 4013.69		MIN2 4415.05		MAX 6671.50		PAY GRADE..G09			
001587	Energy Management Analyst	6	2976.93 4735.89	3124.82 4957.63	3276.57 5191.18	3436.07 5442.47	3603.46 5696.98	3770.83 5969.42	3945.82 6253.46	4128.79 6556.99	4315.55 6864.45	4517.96 7199.07
001588	Rer Intergovt Affairs Admin		MIN 3478.47		MIN2 3826.34		MAX 5704.02		PAY GRADE..G07			
001590	Div Cf Recovery & Mitigation		MIN 4013.69		MIN2 4415.05		MAX 6671.50		PAY GRADE..G09			

MIAMI DADE COUNTY  
FY 2022-2023 PAY PLAN EFFECTIVE 2022-10-03

JOB CODE NUMBER	JOB TITLE	←-----									
		01	02	03	04	05	06	07	08	09	10
		11	12	13	14	15	16	17	18	19	20
001650	Technical Services Coordinator	MIN 3366.07		MIN2 4058.65		MAX 5614.21		PAY GRADE..GIK			
001687	Comm Info Systems Analyst	6 2861.61 4552.42	3003.78 4765.58	3149.65 4990.07	3302.96 5229.47	3463.86 5476.28	3624.77 5738.16	3792.98 6011.21	3968.85 6302.97	4148.37 6598.52	4342.93 6920.19
001701	Gis Specialist	MIN 2136.98		MIN2 2560.32		MAX 3223.64		PAY GRADE..GII			
001711	It Purchasing Specialist	6 1688.88 2712.33	1770.65 2836.94	1852.36 2976.92	1941.86 3124.81	2031.31 3276.56	2132.49 3436.06	2241.43 3603.43	2350.39 3770.82	2459.41 3945.80	2580.58 4128.78
001712	It Cont & Procurement Spec	MIN 2477.44		MIN2 2898.63		MAX 4199.05		PAY GRADE..G03			
001713	It Sr Contracts &Proc Officer	MIN 2652.39		MIN2 3103.32		MAX 4528.27		PAY GRADE..G04			
001722	It Sr Infrastructure Eng	MIN 3366.07		MIN2 4058.65		MAX 5614.21		PAY GRADE..GIK			
001723	It Infrastructure Sys Eng	MIN 2918.65		MIN2 3533.38		MAX 4882.80		PAY GRADE..GIG			
001724	Communication Svc Rep 1	6 1479.16 2350.40	1554.69 2459.42	1618.94 2580.02	1694.50 2712.35	1773.90 2836.95	1853.20 2976.93	1941.86 3124.82	2031.32 3276.57	2132.50 3436.07	2241.43 3603.46
001725	Communication Svc Rep 2	6 1618.94 2580.02	1694.50 2712.35	1773.90 2836.95	1853.20 2976.93	1941.86 3124.82	2031.32 3276.57	2132.50 3436.07	2241.43 3603.46	2350.40 3770.83	2459.42 3945.82
001726	It Telephone System Supv	6 2219.25 3567.78	2327.13 3733.50	2435.07 3906.75	2554.46 4087.92	2685.50 4272.82	2808.86 4473.23	2947.46 4688.99	3093.89 4908.54	3244.14 5139.77	3402.05 5386.35
001727	Telecomm Bill & Process Coor	6 2459.42 3945.82	2580.02 4128.79	2712.35 4315.55	2836.95 4517.96	2976.93 4735.89	3124.82 4957.63	3276.57 5191.18	3436.07 5440.22	3603.46 5696.98	3770.83 5969.42
001731	Telecommuns Installer	6 1626.93 2478.11	1695.58 2591.83	1764.03 2709.40	1840.10 2830.92	1917.31 2960.31	1999.69 3097.56	2086.00 3238.70	2180.06 3383.75	2270.22 3536.74	2372.18 3697.34
001732	Telecommunications Tech	6 1853.20 2976.93	1941.86 3124.82	2031.32 3276.57	2132.50 3436.07	2241.43 3603.46	2350.40 3770.83	2459.42 3945.82	2580.02 4128.79	2712.35 4315.55	2836.95 4517.96
001733	Senior Telecommunications Tech	3 2340.12 3758.38	2458.29 3931.55	2576.41 4116.78	2702.51 4309.82	2832.55 4506.83	2970.42 4723.50	3116.20 4944.14	3269.81 5184.40	3427.40 5428.62	3592.88 5684.29
001735	Telecommunications Manager	6 2918.61 4650.27	3062.56 4868.14	3218.22 5097.75	3366.07 5346.86	3533.38 5595.86	3704.63 5864.40	3879.69 6140.61	4058.65 6432.34	4245.50 6737.85	4447.86 7057.91
001736	Telecommunications Infra Spec	3 2340.12 3758.38	2458.29 3931.55	2576.41 4116.78	2702.51 4309.82	2832.55 4506.83	2970.42 4723.50	3116.20 4944.14	3269.81 5184.40	3427.40 5428.62	3592.88 5684.29
001739	It Radio Systems Manager	MIN 3704.63		MIN2 4447.86		MAX 6447.64		PAY GRADE..GIN			

MIAMI DADE COUNTY  
FY 2022-2023 PAY PLAN EFFECTIVE 2022-10-03

JOB CODE NUMBER	JOB TITLE										
		01	02	03	04	05	06	07	08	09	10
		←									→
		11	12	13	14	15	16	17	18	19	20
001740	It Senior Web Developer	MIN 3366.07		MIN2 4058.65		MAX 5614.21		PAY GRADE..GIK			
001741	It Web Developer	MIN 2918.61		MIN2 3533.38		MAX 4882.80		PAY GRADE..GIG			
001743	It Web Designer	MIN 2918.65		MIN2 3533.38		MAX 4882.80		PAY GRADE..GIG			
001744	Itd Infrastructure Sys Eng	MIN 2560.32		MIN2 3070.13		MAX 4409.35		PAY GRADE..GIF			
001746	Itd Sr Infrastructure Eng	MIN 2918.61		MIN2 3533.38		MAX 4882.80		PAY GRADE..GIG			
001748	Itd Infrastructure Sys Mgr	MIN 3704.63		MIN2 4447.86		MAX 6447.64		PAY GRADE..GIN			
001749	Business Architect	MIN 3740.26		MIN2 4114.28		MAX 6174.28		PAY GRADE..G08			
001755	Manager Itd Administrative Svc	MIN 3240.03		MIN2 3564.00		MAX 5274.07		PAY GRADE..G06			
001756	It Community Engagement Mgr	6 2685.50	2808.86	2947.46	3093.89	3244.14	3402.05	3567.78	3733.50	3906.75	4087.92
			4272.82	4473.23	4688.99	4908.54	5139.77	5386.35	5640.57	5910.32	6191.55
										6191.55	6492.07
001757	Erp Project Manager	MIN 3396.51		MIN2 4081.04		MAX 5919.08		PAY GRADE..GIL			
001758	Manager Itd Finance & Budget	MIN 3478.47		MIN2 3826.34		MAX 5704.02		PAY GRADE..G07			
001765	It Sr Service Tech	MIN 1853.20		MIN2 2241.43		MAX 3281.06		PAY GRADE..GID			
001770	Dir Shared Services Prog	MIN 4321.94		MIN2 4754.15		MAX 7235.87		PAY GRADE..G10			
001771	Itd Enterprise Portfolio Mgr	MIN 4013.69		MIN2 4415.05		MAX 6671.50		PAY GRADE..G09			
001772	Itd Enterprise Program Manager	MIN 3740.26		MIN2 4114.28		MAX 6174.28		PAY GRADE..G08			
001773	Itd Enterprise Architect	MIN 4013.69		MIN2 4415.05		MAX 6671.50		PAY GRADE..G09			
001774	Itd Innovations Manager	MIN 3740.26		MIN2 4114.28		MAX 6174.28		PAY GRADE..G08			
001775	Itd Agile Coach	MIN 3740.26		MIN2 4114.28		MAX 6174.28		PAY GRADE..G08			
001776	It Innovation Program Director	MIN 4321.94		MIN2 4754.15		MAX 7235.87		PAY GRADE..G10			
001786	Division Director Itd	MIN 4321.94		MIN2 4754.15		MAX 7235.87		PAY GRADE..G10			
001788	Deputy Director, Itd	MIN 5020.00		MIN2 5522.02		MAX 13640.25		PAY GRADE..E02			
001789	Itd Director	MIN 5409.68		MIN2 5950.66		MAX 15309.84		PAY GRADE..E01			
001792	Itd Business Relationship Mgr	MIN 4013.69		MIN2 4415.05		MAX 6671.50		PAY GRADE..G09			
001793	Tech Vendor Program Director	MIN 4321.94		MIN2 4754.15		MAX 7235.87		PAY GRADE..G10			
001798	Ast Dir Itd	MIN 4659.31		MIN2 5125.22		MAX 7853.89		PAY GRADE..G11			
001801	Computer Ops Support Clerk 2	6 1318.40	1370.31	1430.79	1487.05	1551.89	1616.61	1685.88	1767.94	1841.52	1923.54
			2005.72	2100.83	2187.26	2286.68	2399.14	2502.81	2619.58	2740.58	2865.93
										2865.93	2995.61



MIAMI DADE COUNTY  
FY 2022-2023 PAY PLAN EFFECTIVE 2022-10-03

JOB CODE NUMBER	JOB TITLE										
		01	02	03	04	05	06	07	08	09	10
		←									→
		11	12	13	14	15	16	17	18	19	20
001803	Web Designer 1	MIN 1853.20		MIN2 2241.43		MAX 3281.06		PAY GRADE..GID			
001805	Web Publisher	MIN 2336.92		MIN2 2799.53		MAX 4030.51		PAY GRADE..GIJ			
001806	Web Designer 2	MIN 2560.32		MIN2 3070.13		MAX 4409.35		PAY GRADE..GIF			
001807	Senior Web Designer	MIN 2833.58		MIN2 3430.48		MAX 4740.56		PAY GRADE..GIW			
001808	Web Developer	MIN 2560.32		MIN2 3070.13		MAX 4409.35		PAY GRADE..GIF			
001809	Senior Web Publisher	MIN 2560.32		MIN2 3070.13		MAX 4409.35		PAY GRADE..GIF			
001810	Gis Graphics Technician 1	6 1318.40	1370.31	1430.79	1487.05	1551.89	1616.61	1685.88	1767.94	1841.52	1923.54
		2005.72	2100.83	2187.26	2286.68	2399.14	2502.81	2619.58	2740.58	2865.93	2995.61
001811	Gis Graphics Technican 2	6 1425.23	1490.00	1566.10	1630.75	1706.94	1786.92	1866.84	1956.54	2046.69	2148.68
		2258.47	2368.27	2478.11	2599.59	2732.90	2858.29	2999.55	3148.50	3301.45	3462.20
001812	Senior Web Developer	MIN 2918.61		MIN2 3533.38		MAX 4882.80		PAY GRADE..GIG			
001813	Signage And Design Manager	6 2435.07	2554.46	2685.50	2808.86	2947.46	3093.89	3244.14	3402.05	3567.78	3733.50
		3906.75	4087.92	4272.82	4473.23	4688.99	4908.54	5139.77	5386.35	5640.57	5910.32
001815	It Sr Service Desk Agent	MIN 1853.20		MIN2 2241.43		MAX 3281.06		PAY GRADE..GID			
001818	Computer Operations Spec 1	MIN 1554.69		MIN2 1853.20		MAX 2709.01		PAY GRADE..GIM			
001819	Computer Operations Spec 2	MIN 1853.20		MIN2 2241.43		MAX 3281.06		PAY GRADE..GID			
001821	Computer Operations Sup	6 2241.43	2350.40	2459.42	2580.02	2712.35	2836.95	2976.93	3124.82	3276.57	3436.07
		3603.46	3770.83	3945.82	4128.79	4315.55	4517.96	4735.89	4957.63	5191.18	5440.22
001823	It Sr Computer Operator	MIN 1853.20		MIN2 2241.43		MAX 3281.06		PAY GRADE..GID			
001826	Computer Technician 1	MIN 1479.16		MIN2 1773.90		MAX 2582.38		PAY GRADE..GIC			
001827	Computer Technician 2	MIN 1853.20		MIN2 2241.43		MAX 3281.06		PAY GRADE..GID			
001829	It Service Desk Supervisor	6 2241.43	2350.40	2459.42	2580.02	2712.35	2730.86	2976.93	3124.82	3276.57	3436.07
		3603.46	3770.83	3945.82	4128.79	4315.55	4517.96	4735.89	4957.63	5191.18	5440.22
001830	Computer Technician Sup	MIN 2234.94		MIN2 2674.12		MAX 3861.73		PAY GRADE..GIE			
001832	Network Manager 1	MIN 2560.32		MIN2 3070.13		MAX 4409.35		PAY GRADE..GIF			
001833	Network Manager 2	MIN 2918.65		MIN2 3533.38		MAX 4882.80		PAY GRADE..GIG			
001834	Network System Integrator	MIN 2918.65		MIN2 3533.38		MAX 4882.80		PAY GRADE..GIG			
001836	It Sr Software Developer	MIN 3366.07		MIN2 4058.65		MAX 5614.21		PAY GRADE..GIK			
001837	It Software Developer	MIN 2918.61		MIN2 3533.38		MAX 4882.80		PAY GRADE..GIG			
001838	It W&S Software Developer	MIN 2918.61		MIN2 3533.38		MAX 4882.80		PAY GRADE..GIG			
001839	Information Tech Intern	MIN 1321.70		MIN2 1321.70		MAX 1321.70		PAY GRADE..08F			
001841	Information Tech Specialist	MIN 2136.98		MIN2 2560.32		MAX 3223.64		PAY GRADE..GII			

MIAMI DADE COUNTY  
 FY 2022-2023 PAY PLAN EFFECTIVE 2022-10-03

JOB CODE NUMBER	JOB TITLE										
		01	02	03	04	05	06	07	08	09	10
		←									→
		11	12	13	14	15	16	17	18	19	20
001843	Systems Analyst/Programmer 1	MIN 2336.92		MIN2 2799.53		MAX 4030.51		PAY GRADE..GIJ			
001844	Systems Analyst/Programmer 2	MIN 2560.32		MIN2 3070.13		MAX 4409.35		PAY GRADE..GIF			
001845	Sr Systems Analyst/Prog	MIN 2918.65		MIN2 3533.38		MAX 4882.80		PAY GRADE..GIG			
001847	Computer Services Mgr	MIN 3366.07		MIN2 4058.65		MAX 5614.21		PAY GRADE..GIK			
001848	Computer Services Senior Mgr	MIN 3396.51		MIN2 4081.04		MAX 5919.08		PAY GRADE..GIL			
001850	Operating Systems Programmer	MIN 2918.61		MIN2 3533.38		MAX 4882.80		PAY GRADE..GIG			
001851	Sr Operating Systems Prog	MIN 3366.07		MIN2 4058.65		MAX 5614.21		PAY GRADE..GIK			
001853	Systems Support Mgr	MIN 3704.63		MIN2 4447.86		MAX 6447.64		PAY GRADE..GIN			
001854	Production Support Analyst	MIN 2336.92		MIN2 2799.53		MAX 4030.51		PAY GRADE..GIJ			
001856	It Sr Security Sys Administrat	MIN 3366.07		MIN2 4058.65		MAX 5614.21		PAY GRADE..GIK			
001858	Production Control Spec	6 1343.30	1398.84	1450.37	1497.99	1565.28	1628.80	1692.14	1763.54	1834.98	1915.22
		1996.88	2082.58	2172.45	2270.45	2364.46	2470.54	2580.83	2699.20	2821.71	2948.34
001860	Technical Support Analyst	MIN 2918.65		MIN2 3533.38		MAX 4882.80		PAY GRADE..GIG			
001862	Technical Training Spec 1	6 1467.11	1544.91	1611.06	1688.89	1770.65	1852.37	1941.86	2031.32	2132.50	2241.43
		2350.40	2459.42	2580.02	2712.35	2836.95	2976.93	3124.82	3276.57	3436.07	3603.46
001863	Technical Training Spec 2	6 1852.37	1941.86	2031.32	2132.50	2241.43	2350.40	2459.42	2580.02	2712.35	2836.95
		2976.93	3124.82	3276.57	3436.07	3603.46	3770.83	3945.82	4128.79	4315.55	4517.96
001864	Technical Training Spec 3	6 2241.43	2350.40	2459.42	2580.02	2712.35	2836.95	2976.93	3124.82	3276.57	3436.07
		3603.46	3770.83	3945.82	4128.79	4315.55	4517.97	4735.89	4957.63	5191.18	5440.22
001866	Security Systems Engineer	MIN 2918.65		MIN2 3533.38		MAX 4882.80		PAY GRADE..GIG			
001867	Sr Security Systems Enginner	MIN 3366.07		MIN2 4058.65		MAX 5614.21		PAY GRADE..GIK			
001868	Database Administrator	MIN 2918.61		MIN2 3533.38		MAX 4882.80		PAY GRADE..GIG			
001870	Sr Database Administrator	MIN 3366.07		MIN2 4058.65		MAX 5614.21		PAY GRADE..GIK			
001872	IT SR Production Administrator	MIN 3366.07		MIN2 4058.65		MAX 5614.21		PAY GRADE..GIK			
001873	It Sr Systems Administrator	MIN 3366.07		MIN2 4058.65		MAX 5614.21		PAY GRADE..GIK			
001874	It Systems Administrator	MIN 2918.65		MIN2 3533.38		MAX 4882.80		PAY GRADE..GIG			

MIAMI DADE COUNTY  
FY 2022-2023 PAY PLAN EFFECTIVE 2022-10-03

JOB CODE NUMBER	JOB TITLE										
		01	02	03	04	05	06	07	08	09	10
		←									→
		11	12	13	14	15	16	17	18	19	20
001875	Database Manager	MIN 3704.63		MIN2 4447.86		MAX 6447.64		PAY GRADE..GIN			
001876	Security Systems Manager	MIN 3704.63		MIN2 4447.86		MAX 6447.64		PAY GRADE..GIN			
001877	It Production Administrator	MIN 2918.61		MIN2 3533.38		MAX 4882.80		PAY GRADE..GIG			
001880	Systems Administrator 1	MIN 2336.92		MIN2 2799.53		MAX 4030.51		PAY GRADE..GIJ			
001881	Systems Administrator 2	MIN 2560.32		MIN2 3070.13		MAX 4409.35		PAY GRADE..GIF			
001882	Sr Systems Administrator	MIN 2918.65		MIN2 3533.38		MAX 4882.80		PAY GRADE..GIG			
001884	Middleware Sr Administrator	MIN 3366.07		MIN2 4058.65		MAX 5614.21		PAY GRADE..GIK			
001885	Erp Developer 1	MIN 2560.32		MIN2 3070.13		MAX 4409.35		PAY GRADE..GIF			
001886	Erp Developer 2	MIN 2918.61		MIN2 3533.38		MAX 4882.80		PAY GRADE..GIG			
001887	Erp Senior Developer	MIN 3366.07		MIN2 4058.65		MAX 5614.21		PAY GRADE..GIK			
001890	Erp Systems Administrator	MIN 3366.07		MIN2 4058.65		MAX 5614.21		PAY GRADE..GIK			
001891	Erp Systems Support Manager	MIN 3704.63		MIN2 4447.86		MAX 6447.64		PAY GRADE..GIN			
001892	Erp Security Administrator 1	MIN 2918.61		MIN2 3533.38		MAX 4882.80		PAY GRADE..GIG			
001893	Erp Security Administrator 2	MIN 3366.07		MIN2 4058.65		MAX 5614.21		PAY GRADE..GIK			
001895	Erp Technical Architect	MIN 3667.95		MIN2 4403.82		MAX 6383.81		PAY GRADE..GIN			
001896	Erp Change Mgmt & Training Mgr	MIN 3366.07		MIN2 4058.65		MAX 5614.21		PAY GRADE..GIK			
001902	Liability Claims Specialist	6 1481.92 2374.13	1560.50 2484.25	1627.32 2606.05	1705.94 2739.74	1788.53 2865.59	1871.08 3006.99	1961.48 3156.40	2051.83 3309.65	2154.03 3470.76	2264.06 3639.84
001903	Claims Representative 1	6 1318.40 2005.72	1370.31 2100.83	1430.79 2187.26	1487.05 2286.68	1551.89 2399.14	1616.61 2502.81	1685.88 2619.58	1767.94 2740.58	1841.52 2865.93	1923.54 2995.61
001904	Claims Representative 2	6 1440.42 2180.06	1505.21 2270.22	1566.10 2372.18	1626.99 2478.11	1695.58 2591.82	1764.03 2709.40	1840.10 2830.92	1917.31 2960.31	1999.69 3097.56	2086.00 3238.70
001905	Subrogation Claims Examiner	6 2580.02 4128.79	2712.35 4315.55	2836.95 4517.96	2976.93 4735.89	3124.82 4957.63	3276.57 5191.18	3436.07 5440.22	3603.46 5696.98	3770.83 5969.42	3945.82 6253.46
001907	Legal Claims Adjuster	6 2241.43 3603.46	2350.40 3770.83	2459.42 3945.82	2580.02 4128.79	2712.35 4315.55	2836.95 4517.96	2976.93 4735.89	3124.82 4957.63	3276.57 5191.18	3436.07 5440.22
001909	Liability Claims Investigator	6 1618.94 2580.02	1694.50 2712.35	1773.90 2836.95	1853.20 2976.93	1941.86 3124.82	2031.32 3276.57	2132.50 3436.07	2241.43 3603.46	2350.40 3770.83	2459.42 3945.82
001910	Liability Legal Claims Adj	6 2219.25	2327.13	2435.07	2554.46	2685.50	2808.86	2947.46	3093.89	3244.14	3402.05

MIAMI DADE COUNTY  
FY 2022-2023 PAY PLAN EFFECTIVE 2022-10-03

JOB CODE NUMBER	JOB TITLE		←-----									
			01	02	03	04	05	06	07	08	09	10
			11	12	13	14	15	16	17	18	19	20
			3567.78	3733.50	3906.75	4087.92	4272.82	4473.23	4688.99	4908.54	5139.77	5386.35
001912	Liability Legal Claims Invgr	6	1773.90 2836.95	1853.20 2976.93	1941.86 3124.82	2031.32 3276.57	2132.50 3436.07	2241.43 3603.46	2350.40 3770.83	2459.42 3945.82	2580.02 4128.79	2712.35 4315.55
001913	Risk Management Appraiser	6	2241.43 3603.46	2350.40 3770.83	2459.42 3945.82	2580.02 4128.79	2712.35 4315.55	2836.95 4517.96	2976.93 4735.89	3124.82 4957.63	3276.57 5191.18	3436.07 5440.22
001914	Liability Claims Adjuster	6	2031.32 3276.57	2132.50 3436.07	2241.43 3603.46	2350.40 3770.83	2459.42 3945.82	2580.02 4128.79	2712.35 4315.55	2836.95 4517.96	2976.93 4735.89	3124.82 4957.63
001916	Liability Claims Manager	6	2836.95 4517.96	2976.93 4735.89	3124.82 4957.63	3276.57 5191.18	3436.07 5440.22	3603.46 5696.98	3770.83 5969.42	3945.82 6253.46	4128.79 6556.99	4315.55 6864.45
001918	Claims Administrator	6	2712.35 4315.55	2836.95 4517.96	2976.93 4735.89	3124.82 4957.63	3276.57 5191.18	3436.07 5440.22	3603.46 5696.98	3770.83 5969.42	3945.82 6253.46	4128.79 6556.99
001919	Liability Claims Coordinator	6	2607.28 4148.37	2727.06 4342.93	2861.61 4552.42	3003.78 4765.58	3149.65 4990.07	3302.96 5229.47	3463.86 5476.28	3624.77 5738.16	3792.98 6011.21	3968.85 6302.97
001921	Insurance Special Investigator	6	1834.03 2947.46	1922.64 3093.89	2011.21 3244.14	2111.40 3402.05	2219.25 3567.78	2327.13 3733.50	2435.07 3906.75	2554.46 4087.92	2685.50 4272.82	2808.86 4473.23
001925	Workers Comp Claims Rep	6	1481.92 2374.13	1560.50 2484.25	1627.32 2606.05	1705.94 2739.74	1788.53 2865.59	1871.08 3006.99	1961.48 3156.40	2051.83 3309.65	2154.03 3470.76	2264.06 3639.84
001927	Insurance Data Supervisor	6	1852.37 2976.93	1941.86 3124.82	2031.32 3276.57	2132.50 3436.07	2241.43 3603.46	2350.40 3770.83	2459.42 3945.82	2580.02 4128.79	2712.35 4315.55	2836.95 4517.96
001928	Return To Work Specialist	6	2727.06 4342.93	2861.61 4552.42	3003.78 4765.58	3149.65 4990.07	3302.96 5229.47	3463.86 5476.28	3624.76 5738.16	3792.98 6011.21	3968.85 6302.97	4148.37 6598.52
001929	Workers Compen Claims Adjuster	6	2031.32 3276.57	2132.50 3436.07	2241.43 3603.46	2350.40 3770.83	2459.42 3945.82	2580.02 4128.79	2712.35 4315.55	2836.95 4517.96	2976.93 4735.89	3124.82 4957.63
001931	Workers Comp Claims Examiner	6	2580.02 4128.79	2712.35 4315.55	2836.95 4517.96	2976.93 4735.89	3124.82 4957.63	3276.57 5191.18	3436.07 5440.22	3603.46 5696.98	3770.83 5969.42	3945.82 6253.46
001932	Mgr Isd Workers Compensation		MIN 2838.32		MIN2 3320.85		MAX 4884.34		PAY GRADE..G05			
001934	Benefits Reresentative	6	1618.94 2580.02	1694.50 2712.35	1773.90 2836.95	1853.20 2975.88	1941.86 3124.82	2031.32 3276.57	2132.50 3436.07	2241.43 3603.46	2350.40 3770.83	2459.42 3945.82
001937	Sr Employee Benefits Spec	6	2387.77 3830.90	2504.87 4008.53	2633.36 4189.84	2754.33 4386.37	2890.22 4597.95	3033.81 4813.24	3181.14 5039.98	3335.98 5281.77	3498.50 5531.05	3661.02 5795.55
001938	Benefits Supervisor		MIN 2838.32		MIN2 3320.85		MAX 4884.34		PAY GRADE..G05			
001965	Department Safety Supervisor	6	2364.13	2480.06	2607.28	2727.06	2861.61	3003.78	3149.65	3302.96	3463.86	3624.77

MIAMI DADE COUNTY  
FY 2022-2023 PAY PLAN EFFECTIVE 2022-10-03

JOB CODE NUMBER	JOB TITLE		01	02	03	04	05	06	07	08	09	10
			11	12	13	14	15	16	17	18	19	20
			3792.98	3968.85	4148.37	4342.93	4552.42	4765.58	4990.07	5229.47	5476.28	5738.16
001966	Safety Officer	6	2031.32 3276.57	2132.50 3436.07	2241.43 3603.46	2350.40 3770.83	2459.42 3945.82	2580.02 4128.79	2712.35 4315.55	2836.95 4517.96	2976.93 4735.89	3124.82 4957.63
001967	Risk Management Safety Officer	6	2241.43 3603.46	2350.40 3770.83	2459.42 3945.82	2580.02 4128.79	2712.35 4315.55	2836.95 4517.96	2976.93 4735.89	3124.82 4957.63	3276.57 5191.18	3436.07 5440.22
001969	Manager, Risk Mgmt And Safety	6	2712.35 4315.55	2836.95 4517.96	2976.93 4735.89	3124.82 4957.63	3276.57 5191.18	3436.07 5440.22	3603.46 5696.98	3770.83 5969.42	3945.82 6253.46	4128.79 6534.89
001970	Risk Management Insurance Rep	6	1440.42 2180.06	1505.21 2270.22	1566.10 2372.18	1626.99 2478.11	1695.58 2591.82	1764.03 2709.40	1840.10 2830.92	1917.31 2960.31	1999.69 3097.56	2086.00 3238.70
001973	Risk Management Specialist	6	1852.37 2976.93	1941.86 3124.82	2031.32 3276.57	2132.50 3436.07	2241.43 3603.46	2350.40 3770.83	2459.42 3945.82	2580.02 4128.79	2712.35 4315.55	2836.95 4517.96
001974	Risk Management Analyst	6	2387.77 3830.90	2504.87 4008.53	2633.36 4189.84	2754.33 4386.37	2890.22 4597.95	3033.81 4813.24	3181.14 5039.98	3335.98 5281.77	3498.50 5531.05	3661.02 5795.55
001976	Mgr Risk Mgmt Casualty&Prop		MIN 2838.32		MIN2 3320.85		MAX 4884.34		PAY GRADE...G05			
002004	Planning Technician	6	1318.40 2005.72	1370.31 2100.83	1430.79 2187.26	1487.05 2286.68	1551.89 2399.14	1616.61 2502.81	1685.88 2619.58	1767.94 2740.58	1841.52 2865.93	1923.54 2995.61
002007	Junior Planner	6	1852.37 2976.93	1941.86 3124.82	2031.32 3276.57	2132.50 3436.07	2241.43 3603.46	2350.40 3770.83	2459.42 3945.82	2580.02 4128.79	2712.35 4315.55	2836.95 4517.96
002008	Senior Planner	6	2241.43 3603.46	2350.40 3770.83	2459.42 3945.82	2580.02 4128.79	2712.35 4315.55	2836.95 4517.96	2976.93 4735.89	3124.82 4957.63	3276.57 5191.18	3436.07 5440.22
002009	Principal Planner	6	2712.35 4315.55	2836.95 4517.96	2976.93 4735.89	3124.82 4957.63	3276.57 5191.18	3436.07 5440.22	3603.46 5696.98	3770.83 5969.42	3945.82 6253.46	4128.79 6534.89
002011	Rer Com Dev Municipal Pln Lias		MIN 3478.47		MIN2 3826.34		MAX 5704.02		PAY GRADE...G07			
002012	Planning Section Supervisor	6	2976.93 4735.89	3124.82 4957.63	3276.57 5191.18	3436.07 5440.22	3603.46 5696.98	3770.83 5969.42	3945.82 6253.46	4128.79 6556.99	4315.55 6852.06	4517.96 7160.42
002013	Rer Planning Dev Manager		MIN 3740.26		MIN2 4114.28		MAX 6174.28		PAY GRADE...G08			
002016	Cf Planning Division		MIN 3740.26		MIN2 4114.28		MAX 6174.28		PAY GRADE...G08			
002017	Chief, Rer Metro Planning		MIN 4013.69		MIN2 4415.05		MAX 6671.50		PAY GRADE...G09			
002020	Zoning Clerk	6	1318.40 2005.72	1370.31 2100.83	1430.79 2187.26	1487.05 2286.68	1551.89 2399.14	1616.61 2502.81	1685.88 2619.58	1767.94 2740.58	1841.52 2865.93	1923.54 2995.61

**MIAMI DADE COUNTY**  
**FY 2022-2023 PAY PLAN EFFECTIVE 2022-10-03**

JOB CODE NUMBER	JOB TITLE		01	02	03	04	05	06	07	08	09	10
			11	12	13	14	15	16	17	18	19	20
002021	Zoning Svcs Plans Processor	6	1455.33 2253.11	1517.69 2358.24	1591.57 2467.17	1657.80 2580.02	1731.64 2696.76	1805.62 2825.11	1891.23 2961.41	1969.04 3097.58	2058.55 3241.50	2159.79 3393.37
002024	Zoning Svc Sr Plans Processor	6	1941.91 3115.78	2032.53 3269.41	2134.93 3426.99	2237.42 3592.40	2339.87 3757.80	2457.99 3931.15	2575.25 4116.31	2702.18 4145.96	2832.12 4336.45	2970.05 4535.18
002026	Development Review Supervisor	6	2712.35 4315.55	2836.95 4517.96	2976.93 4735.89	3124.82 4957.63	3276.57 5191.18	3436.07 5440.22	3603.46 5696.98	3770.83 5969.42	3945.82 6238.04	4128.79 6518.73
002041	Zoning Analyst 1	6	1972.16 3181.14	2070.39 3335.98	2176.16 3498.50	2281.95 3661.02	2387.77 3830.90	2504.87 4008.53	2633.36 4189.84	2754.33 4386.37	2890.22 4597.95	3033.81 4813.24
002042	Zoning Analyst 2	6	2459.42 3945.82	2580.02 4128.79	2712.35 4315.55	2836.95 4517.96	2966.11 4735.89	3124.82 4957.63	3276.57 5191.18	3436.07 5440.22	3603.46 5696.98	3770.83 5969.42
002052	Rer Evaluation Supervisor	6	2861.61 4552.42	3003.78 4765.58	3149.65 4990.07	3302.96 5229.47	3463.86 5476.28	3624.77 5738.16	3792.98 6011.21	3968.85 6302.97	4148.37 6586.63	4342.93 6883.03
002054	Cf Rer Zoning&Pw Plan Rev Div		MIN 3740.26		MIN2 4114.28		MAX 6174.28		PAY GRADE..G08			
002055	Zoning Info Service Specialist	6	1303.40 1933.02	1356.65 2015.31	1406.17 2101.73	1455.65 2199.65	1516.57 2293.70	1577.49 2395.72	1642.22 2505.50	1710.74 2619.13	1783.11 2736.83	1855.41 2858.27
002056	Zoning Info Service Manager	6	2364.13 3792.98	2480.06 3968.85	2607.28 4148.37	2727.06 4342.93	2861.61 4552.42	3003.78 4765.58	3149.65 4990.07	3302.96 5229.47	3463.86 5476.28	3624.77 5738.16
002057	Zoning Review & Impact Fee Mgr		MIN 3240.03		MIN2 3564.00		MAX 5274.07		PAY GRADE..G06			
002062	Historic Preservation Spec	6	1798.41 2890.22	1885.30 3033.81	1972.16 3181.14	2070.39 3335.98	2176.16 3498.50	2281.95 3661.02	2387.77 3830.90	2504.87 4008.53	2633.36 4189.84	2754.33 4386.37
002064	Historic Preservation Chief		MIN 3240.03		MIN2 3564.00		MAX 5274.07		PAY GRADE..G06			
002074	Rer Impact Fee Supervisor		MIN 2838.32		MIN2 3320.85		MAX 4884.34		PAY GRADE..G05			
002077	Rer Agenda Clerk	6	1455.33 2253.11	1517.69 2358.24	1591.57 2467.17	1657.80 2580.02	1731.64 2696.76	1805.62 2825.11	1891.23 2961.41	1969.04 3097.58	2058.55 3241.50	2159.79 3393.37
002079	Rer Agenda Supervisor	6	2797.89 4451.74	2934.19 4665.82	3078.03 4883.69	3229.85 5109.41	3385.55 5350.69	3549.00 5607.55	3712.46 5868.20	3883.57 6144.54	4066.54 6437.03	4257.18 6758.91
002100	Elevator Regulation Code Sup	6	1852.37 2976.93	1941.86 3124.82	2031.32 3276.57	2132.50 3436.07	2241.43 3603.46	2350.40 3770.83	2459.42 3945.82	2580.02 4128.79	2712.35 4315.55	2836.95 4517.96
002101	Elevator Inspector		MIN 3211.90		MIN2 3757.91		MAX 5231.65		PAY GRADE..G62			
002102	Elevator Processing Spec	6	1455.33 2253.11	1517.69 2358.24	1591.57 2467.17	1657.80 2580.02	1731.64 2696.76	1805.62 2825.11	1891.23 2961.41	1969.04 3097.58	2058.55 3241.50	2159.79 3393.37

MIAMI DADE COUNTY  
 FY 2022-2023 PAY PLAN EFFECTIVE 2022-10-03

JOB CODE NUMBER	JOB TITLE										
		01	02	03	04	05	06	07	08	09	10
		←									→
		11	12	13	14	15	16	17	18	19	20
002103	Elevator Field Inspector Sup	MIN 3352.42		MIN2 3352.42		MAX 4211.68		PAY GRADE..G51			
002105	Bldg Inspector	MIN 2913.27		MIN2 2913.27		MAX 3680.60		PAY GRADE..G60			
002107	Bldg Field Unit Supervisor	MIN 3352.42		MIN2 3352.42		MAX 4211.68		PAY GRADE..G51			
002108	Roofing Inspector	MIN 3046.56		MIN2 3046.56		MAX 3849.41		PAY GRADE..G61			
002111	Roofing Field Unit Sup	MIN 3505.33		MIN2 3505.33		MAX 4405.19		PAY GRADE..G53			
002125	Electrical Inspector	MIN 2913.27		MIN2 2913.27		MAX 3680.60		PAY GRADE..G60			
002129	Electrical Field Unit Sup	MIN 3352.42		MIN2 3352.42		MAX 4211.68		PAY GRADE..G51			
002135	Plumbing Inspector	MIN 2913.27		MIN2 2913.27		MAX 3680.60		PAY GRADE..G60			
002139	Plumbing Field Unit Sup	MIN 3352.42		MIN2 3352.42		MAX 4211.68		PAY GRADE..G51			
002145	Mechanical Inspector	MIN 2913.27		MIN2 2913.27		MAX 3680.60		PAY GRADE..G60			
002149	Mechanical Field Unit Sup	MIN 3352.42		MIN2 3352.42		MAX 4211.68		PAY GRADE..G51			
002155	Housing Inspector 1	6 1630.75 2485.84	1699.27 2595.67	1775.47 2717.22	1847.83 2834.83	1925.20 2968.18	2007.61 3101.55	2093.86 3246.51	2187.88 3387.71	2282.06 3532.78	2380.01 3685.70
002156	Housing Inspector 2	3 2124.71 3338.84	2222.01 3494.45	2323.22 3661.79	2432.05 3829.17	2544.98 3992.62	2657.81 4179.34	2782.42 4366.21	2906.86 4564.60	3050.82 4770.81	3187.10 4992.20
002167	Bldg Plans Processor	MIN 2952.71		MIN2 3454.68		MAX 5081.18		PAY GRADE..G25			
002168	Electrical Plans Processor	MIN 2952.71		MIN2 3454.68		MAX 5081.18		PAY GRADE..G25			
002169	Mechanical Plans Processor	MIN 2952.71		MIN2 3454.68		MAX 5081.18		PAY GRADE..G25			
002170	Plumbing Plans Processor	MIN 2952.71		MIN2 3454.68		MAX 5081.18		PAY GRADE..G25			
002172	Roof Plans Processor	MIN 2952.71		MIN2 3454.68		MAX 5081.18		PAY GRADE..G25			
002173	Structural Plans Processor	MIN 3478.47		MIN2 3826.34		MAX 5704.02		PAY GRADE..G07			
002185	Structural Sect Supervisor	MIN 3740.26		MIN2 4114.28		MAX 6174.28		PAY GRADE..G08			
002186	Bldg Trade Section Sup	MIN 3240.03		MIN2 3564.00		MAX 5274.07		PAY GRADE..G06			
002189	Elevator Section Supervisor	MIN 3240.03		MIN2 3564.00		MAX 5274.07		PAY GRADE..G06			
002190	Elevator Section Manager	MIN 3478.47		MIN2 3826.34		MAX 5704.02		PAY GRADE..G07			
002192	Dir Building Trade Division	MIN 3740.26		MIN2 4114.28		MAX 6174.28		PAY GRADE..G08			
002195	Dir Rer Compliance Division	MIN 4013.69		MIN2 4415.05		MAX 6671.50		PAY GRADE..G09			

**MIAMI DADE COUNTY**  
**FY 2022-2023 PAY PLAN EFFECTIVE 2022-10-03**

JOB CODE NUMBER	JOB TITLE										
		01	02	03	04	05	06	07	08	09	10
		←									→
		11	12	13	14	15	16	17	18	19	20
002198	Dep Dir, Rer Regulatory Svc	MIN 5020.00		MIN2 5522.02		MAX 13640.25		PAY GRADE...E02			
002203	Rer Contract Lic Investigator	6 1860.08 2992.50	1953.46 3140.40	2042.97 3292.13	2144.16 3451.69	2253.11 3619.03	2362.11 3786.32	2474.92 3965.29	2595.56 4148.23	2724.03 4338.89	2852.36 4541.28
002204	Rer Contractor Lic Sect Sup	MIN 2336.46		MIN2 2733.64		MAX 3928.94		PAY GRADE...G02			
002206	Rer Service Representative	6 1318.40 2005.72	1370.31 2100.83	1430.79 2187.26	1487.05 2286.68	1551.89 2399.14	1616.61 2502.81	1685.88 2619.58	1767.94 2740.58	1841.52 2865.93	1923.54 2995.61
002207	Rer Compliance Officer 2	6 2132.50 3436.07	2241.43 3603.46	2350.40 3770.83	2459.42 3945.82	2580.02 4128.79	2712.35 4315.55	2836.95 4517.96	2976.93 4735.89	3124.82 4957.63	3276.57 5191.18
002208	Rer Compliance Officer 1	6 1843.58 2846.45	1922.77 2978.42	2005.76 3114.13	2096.20 3253.57	2182.90 3400.72	2280.95 3553.78	2382.79 3713.66	2492.15 3880.78	2605.18 4055.41	2722.03 4237.90
002209	Rer Compliance Supervisor	6 2607.28 4148.37	2727.06 4342.93	2861.61 4552.42	3003.78 4765.58	3149.65 4990.07	3302.96 5229.47	3463.86 5476.28	3624.77 5738.16	3792.98 6011.21	3968.85 6302.97
002210	Rer Lien Collection Supervisor	6 2241.43 3603.46	2350.40 3770.83	2459.42 3945.82	2580.02 4128.79	2712.35 4315.55	2836.95 4517.96	2976.93 4735.89	3124.82 4957.63	3276.57 5191.18	3436.07 5440.22
002211	Rer Code Comp Collection Mgr	6 2797.79 4451.74	2934.19 4665.82	3078.03 4883.69	3229.85 5109.41	3385.55 5350.69	3549.00 5607.55	3712.46 5868.20	3883.57 6144.54	4066.54 6437.03	4257.18 6758.91
002212	Rer Dev Svc Intake Manager	MIN 3240.03		MIN2 3564.00		MAX 5274.07		PAY GRADE...G06			
002213	Env Code Enforcement Coor	6 2364.13 3792.98	2480.06 3968.85	2607.28 4148.37	2727.06 4342.93	2861.61 4552.42	3003.78 4765.58	3149.65 4990.07	3302.96 5229.47	3463.86 5476.28	3624.77 5738.16
002215	Rer Permit Records Sup	6 1852.37 2976.93	1941.86 3124.82	2031.32 3276.57	2132.50 3436.07	2241.43 3603.46	2350.40 3770.83	2459.42 3945.82	2580.02 4128.79	2712.35 4315.55	2836.95 4517.96
002220	Rer Lien Collection Rep	6 1440.41 2180.05	1505.20 2270.21	1566.10 2372.17	1626.93 2478.10	1695.58 2591.82	1764.03 2709.39	1840.08 2830.91	1917.31 2960.30	1999.68 3086.04	2086.00 3234.14
002221	Rer Support Compliance Rep	6 1318.40 2005.72	1370.31 2100.83	1430.79 2187.26	1487.05 2286.68	1551.89 2399.14	1616.61 2502.81	1685.88 2619.58	1767.94 2740.58	1841.52 2865.93	1923.54 2995.61
002223	Rer Support Compliance Rep Sup	6 1544.91 2459.42	1611.06 2580.02	1688.89 2712.35	1770.65 2836.95	1852.37 2976.93	1941.86 3124.82	2031.32 3276.57	2132.50 3436.07	2241.43 3603.46	2350.40 3770.83
002225	Rer Enforcement Info Spec	6 1455.33 2253.11	1517.69 2358.24	1591.57 2467.17	1657.80 2580.02	1731.64 2696.76	1805.62 2825.11	1891.23 2961.41	1969.04 3097.58	2058.55 3241.50	2159.79 3393.37
002226	Rer Permit&Plans Process Spec	6 1455.33 2253.11	1517.69 2358.24	1591.57 2467.17	1657.80 2580.02	1731.64 2696.76	1805.62 2825.11	1891.23 2961.41	1969.04 3097.58	2058.55 3241.50	2159.79 3393.37



MIAMI DADE COUNTY  
FY 2022-2023 PAY PLAN EFFECTIVE 2022-10-03

JOB CODE NUMBER	JOB TITLE		01	02	03	04	05	06	07	08	09	10
			11	12	13	14	15	16	17	18	19	20
002227	Rer Plans Processor Supervisor	6	2712.35 4315.55	2836.95 4517.96	2976.93 4735.89	3124.82 4957.63	3276.57 5191.18	3436.07 5440.22	3603.46 5696.98	3770.83 5969.42	3945.82 6238.04	4128.79 6518.73
002229	Rer Rcrd&Plans Processing Coor		MIN 2336.46		MIN2 2733.64		MAX 3928.94		PAY GRADE..G02			
002231	Rer Permit Services Specialist	6	1467.11 2350.40	1544.91 2459.42	1611.06 2580.02	1688.89 2712.35	1770.65 2836.95	1852.37 2976.93	1941.86 3124.82	2031.32 3276.57	2132.50 3436.07	2241.43 3603.46
002233	Sr Micrographic Records Clk	6	1440.93 2230.80	1502.67 2334.89	1575.81 2442.74	1641.38 2554.46	1714.49 2670.05	1787.74 2797.14	1872.51 2932.09	1949.54 3066.92	2038.17 3209.42	2138.40 3359.77
002234	Rer Micrographics Records Clk	6	1318.40 2005.72	1370.31 2100.83	1430.79 2187.26	1487.05 2286.68	1551.89 2399.14	1616.61 2502.81	1685.88 2619.58	1767.94 2740.58	1841.52 2865.93	1923.54 2995.61
002235	Rer Permit And Occupancy Rep	6	1303.40 1933.02	1356.65 2015.32	1406.17 2101.73	1455.65 2199.65	1516.57 2293.71	1577.50 2395.73	1642.23 2505.51	1710.75 2618.27	1783.11 2736.10	1855.41 2859.20
002236	Rer Support Specialist	3	1323.42 2033.67	1378.94 2123.45	1438.52 2225.52	1497.98 2327.64	1565.27 2433.80	1632.74 2548.19	1700.17 2666.63	1779.49 2793.15	1858.76 2927.90	1939.63 3058.60
002237	Rer Comp Training & Dev Spec	6	2219.25 3567.78	2327.13 3733.50	2435.07 3906.75	2554.46 4087.92	2685.50 4272.82	2808.86 4473.24	2947.46 4688.99	3093.89 4908.54	3244.14 5139.77	3402.05 5386.35
002238	Rer Comp Training & Dev Mgr		MIN 2838.32		MIN2 3320.85		MAX 4884.34		PAY GRADE..G05			
002242	Chief, Rer Structural Safety		MIN 4013.69		MIN2 4415.05		MAX 6671.50		PAY GRADE..G09			
002243	Rer Unsafe Structure Spec	6	1452.59 2327.13	1529.60 2435.07	1595.11 2554.46	1672.17 2685.50	1753.12 2808.86	1834.03 2947.46	1922.64 3093.89	2011.21 3244.14	2111.40 3402.05	2219.25 3567.78
002244	Rer Support Compliance Spec	6	1852.37 2976.93	1941.86 3124.82	2031.32 3276.57	2132.50 3436.07	2241.43 3603.46	2350.40 3770.83	2459.42 3945.82	2580.02 4128.79	2712.35 4315.55	2836.95 4517.96
002245	Rer Product Control Tech	6	1318.40 2005.72	1370.31 2100.83	1430.79 2187.26	1487.05 2286.68	1551.89 2399.14	1616.61 2502.81	1685.88 2619.58	1767.94 2740.58	1841.52 2865.93	1923.54 2995.61
002248	Rer Senior Code Officer		MIN 3478.47		MIN2 3826.34		MAX 5704.02		PAY GRADE..G07			
002251	Rer Cont Licensing Enf Sup	6	2459.42 3945.82	2580.02 4128.79	2712.35 4315.55	2836.95 4517.96	2976.93 4735.89	3124.82 4957.63	3276.57 5191.18	3436.07 5440.22	3603.46 5696.98	3770.83 5969.42
002252	Rer Support Section Sup		MIN 2336.46		MIN2 2733.64		MAX 3928.94		PAY GRADE..G02			
002255	Rer Board Administrator		MIN 2838.32		MIN2 3320.85		MAX 4884.34		PAY GRADE..G05			
002258	Rer Product Control Unit Sup		MIN 3240.03		MIN2 3564.00		MAX 5274.07		PAY GRADE..G06			
002259	Rer Product Control Sect Sup		MIN 3478.47		MIN2 3826.34		MAX 5704.02		PAY GRADE..G07			

MIAMI DADE COUNTY  
FY 2022-2023 PAY PLAN EFFECTIVE 2022-10-03

JOB CODE NUMBER	JOB TITLE											
		01	02	03	04	05	06	07	08	09	10	
←-----												
11      12      13      14      15      16      17      18      19      20												
-----→												
002260	Rer Qual Assurance Unit Sup	MIN 2838.32		MIN2 3320.85		MAX 4884.34		PAY GRADE...G05				
002267	Dir Rer Info & Perm Spt Div	MIN 3740.26		MIN2 4114.28		MAX 6174.28		PAY GRADE...G08				
002268	Rer Sr Div Cf, Dev Services	MIN 4013.69		MIN2 4415.05		MAX 6671.50		PAY GRADE...G09				
002307	Information Officer	6 1852.37	1941.86	2031.32	2132.50	2241.43	2350.40	2459.42	2580.02	2712.35	2836.95	
		2976.93	3124.82	3276.57	3436.07	3603.46	3770.83	3945.82	4128.79	4315.55	4517.96	
002309	Employee Recognition Assistant	6 1834.03	1922.64	2011.21	2111.40	2219.25	2327.13	2435.07	2554.46	2685.50	2808.86	
		2947.46	3093.89	3244.14	3402.05	3567.78	3733.50	3906.75	4087.92	4272.82	4473.23	
002310	Employee Recognition Coor	MIN 2502.21		MIN2 2927.61		MAX 4241.04		PAY GRADE...G03				
002327	Communication Advertising Spec	MIN 1859.96		MIN2 2176.16		MAX 3324.94		PAY GRADE...G00				
002332	Video Production Specialist	6 1853.20	1941.86	2031.32	2132.50	2241.43	2350.40	2459.42	2580.02	2712.35	2836.95	
		2976.93	3124.82	3276.57	3436.07	3603.46	3770.83	3945.82	4128.79	4315.55	4517.96	
002334	Videographer/Editor	MIN 1859.96		MIN2 2176.16		MAX 3324.94		PAY GRADE...G00				
002337	Executive Producer	MIN 2652.39		MIN2 3103.32		MAX 4528.27		PAY GRADE...G04				
002345	Tv Producer	MIN 2336.46		MIN2 2733.64		MAX 3928.94		PAY GRADE...G02				
002349	Com Social Media Coordinator	MIN 2534.97		MIN2 3039.74		MAX 4365.68		PAY GRADE...GIF				
002350	Broadcast Technician	6 2132.50	2241.43	2350.40	2459.42	2580.02	2712.35	2836.95	2976.93	3124.82	3276.57	
		3436.07	3603.46	3770.83	3945.82	4128.79	4315.55	4517.96	4735.89	4957.63	5191.18	
002351	Tv Broadcast Engineer	6 2350.40	2459.42	2580.02	2712.35	2836.95	2976.93	3124.82	3276.57	3436.07	3603.46	
		3770.83	3945.82	4128.79	4315.55	4517.96	4735.89	4957.63	5191.18	5440.22	5696.98	
002354	Tv Director/Editor	MIN 2336.46		MIN2 2733.64		MAX 3928.94		PAY GRADE...G02				
002355	Station Manager	MIN 3240.03		MIN2 3564.00		MAX 5274.07		PAY GRADE...G06				
002360	Translator, Miami Dade County	MIN 2678.92		MIN2 3134.34		MAX 4573.55		PAY GRADE...G04				
002361	Mgr Tv Production & Operations	MIN 2678.92		MIN2 3134.34		MAX 4573.55		PAY GRADE...G04				
002400	Elections Gis Specialist	MIN 2136.98		MIN2 2560.32		MAX 3223.64		PAY GRADE...GII				
002401	Elec Campaign Qualifying Coor	6 1852.37	1941.86	2031.32	2132.50	2241.43	2350.40	2459.42	2580.02	2712.35	2836.95	
		2976.93	3124.82	3276.57	3436.07	3603.46	3770.83	3945.82	4128.79	4315.55	4517.96	
002402	Elections Polling Places Spec	6 1469.89	1532.88	1607.48	1674.38	1748.95	1823.68	1910.16	1988.73	2079.13	2181.40	
		2275.65	2381.81	2491.84	2605.82	2723.72	2853.37	2991.03	3128.56	3273.92	3427.30	
002403	Elections Procedures	6 1467.11	1544.91	1611.06	1688.89	1770.65	1852.37	1941.86	2031.32	2132.50	2241.43	

MIAMI DADE COUNTY  
FY 2022-2023 PAY PLAN EFFECTIVE 2022-10-03

JOB CODE NUMBER	JOB TITLE		01	02	03	04	05	06	07	08	09	10
			11	12	13	14	15	16	17	18	19	20
	Spec		2350.40	2459.42	2580.02	2712.35	2836.95	2976.93	3124.82	3276.57	3436.07	3603.46
002404	Elections Support Specialist	6	1318.40 2005.72	1370.31 2100.83	1430.79 2187.26	1487.05 2286.68	1551.89 2399.14	1616.61 2502.81	1685.88 2619.58	1767.94 2740.58	1841.52 2865.93	1923.54 2995.61
002405	Gis Elec Programming Manager		MIN 2838.32		MIN2 3320.85		MAX 4884.34		PAY GRADE..G05			
002409	Elections Logistics Sup	6	1852.37 2976.93	1941.86 3124.82	2031.32 3276.57	2132.50 3436.07	2241.43 3603.46	2350.40 3770.83	2459.42 3945.82	2580.02 4128.79	2712.35 4315.55	2836.95 4517.96
002412	Elections Supervisor	6	1852.37 2976.93	1941.86 3124.82	2031.32 3276.57	2132.50 3436.07	2241.43 3603.46	2350.40 3770.83	2459.42 3945.82	2580.02 4128.79	2712.35 4315.55	2836.95 4517.96
002414	Elections Logistics Technician		MIN 1479.16		MIN2 1773.90		MAX 2582.38		PAY GRADE..GIC			
002419	Ast Dep Sup Of Elections (Ops)		MIN 3240.03		MIN2 3564.00		MAX 5274.07		PAY GRADE..G06			
002420	Ast Dep Sup Elec Eltrc Voting		MIN 3478.47		MIN2 3826.34		MAX 5704.02		PAY GRADE..G07			
002422	Dpty Sup Elec, Electronic Votin		MIN 4321.94		MIN2 4754.15		MAX 7235.87		PAY GRADE..G10			
002423	Deputy Supervisor, Elections		MIN 4013.69		MIN2 4415.05		MAX 6671.50		PAY GRADE..G09			
002425	Elections Operations Admin		MIN 2678.92		MIN2 3134.34		MAX 4573.55		PAY GRADE..G04			
002426	Elec Mgr, Budget & Accounting		MIN 3240.03		MIN2 3564.00		MAX 5274.07		PAY GRADE..G06			
002430	Supervisor Of Elections		MIN 5409.68		MIN2 5950.66		MAX 15309.84		PAY GRADE..E01			
002435	Elections Tabulation Manager		MIN 2918.65		MIN2 3533.38		MAX 4882.80		PAY GRADE..GIG			
002436	Elections Section Manager		MIN 2678.92		MIN2 3134.34		MAX 4573.55		PAY GRADE..G04			
002437	Ast Deputy Sup Elec, Poll&Trng		MIN 3240.03		MIN2 3564.00		MAX 5274.07		PAY GRADE..G06			
002438	Ast Deputy Sup Of Elec Finance		MIN 2838.32		MIN2 3320.85		MAX 4884.34		PAY GRADE..G05			
002501	Urban Horticultural Prog Spec	6	1467.11 2350.40	1544.91 2459.42	1611.06 2580.02	1688.89 2712.35	1770.65 2836.95	1852.37 2976.93	1941.86 3124.82	2031.32 3276.57	2132.50 3436.07	2241.43 3603.46
002502	Consumer Svc Customer Clk	6	1124.49 1642.23	1162.53 1710.75	1212.09 1783.11	1257.73 1855.41	1303.40 1933.02	1356.65 2015.32	1406.17 2101.73	1455.65 2199.65	1516.57 2293.71	1577.50 2395.73
002505	Passenger Transportation Coor	6	2264.06 3639.84	2374.13 3808.93	2484.25 3985.68	2606.05 4170.49	2739.74 4359.11	2865.59 4563.58	3006.99 4783.69	3156.40 5007.67	3309.65 5243.59	3470.76 5495.14

MIAMI DADE COUNTY  
FY 2022-2023 PAY PLAN EFFECTIVE 2022-10-03

JOB CODE NUMBER	JOB TITLE		←-----									
			01	02	03	04	05	06	07	08	09	10
			11	12	13	14	15	16	17	18	19	20
002510	Passenger Trans Veh Inspector	6	1354.50 2058.55	1411.15 2159.79	1467.76 2253.11	1528.29 2358.24	1599.99 2467.17	1664.32 2580.02	1736.02 2696.76	1807.81 2825.11	1891.23 2961.41	1969.04 3097.58
002513	Mediation Services Supervisor	6	2459.42 3945.82	2580.02 4128.79	2712.35 4315.55	2836.95 4517.96	2976.93 4735.89	3124.82 4957.63	3276.57 5191.18	3436.07 5440.22	3603.46 5696.98	3770.83 5969.42
002514	Rer Licensing Clerk	6	1303.40 1933.02	1356.65 2015.32	1406.17 2101.73	1455.65 2199.65	1516.57 2293.71	1577.50 2395.73	1642.23 2505.51	1710.75 2618.27	1783.11 2736.10	1855.41 2859.20
002520	Passenger Trans Enf Ofc	6	1616.89 2712.35	1690.49 2836.95	1853.20 2976.93	1941.86 3124.82	2031.32 3276.57	2132.50 3436.07	2241.43 3603.46	2350.40 3770.83	2459.42 3945.82	2580.02 4128.79
002521	Cf Miami-Dade Film&Entertain		MIN 3478.47		MIN2 3826.34		MAX 5704.02		PAY GRADE..G07			
002522	Rer Division Chief		MIN 3740.26		MIN2 4114.28		MAX 6174.28		PAY GRADE..G08			
002523	Rer Division Chief 3		MIN 4321.94		MIN2 4754.15		MAX 7235.87		PAY GRADE..G10			
002525	Rer Division Manager		MIN 3240.03		MIN2 3564.00		MAX 5274.07		PAY GRADE..G06			
002526	Rer Division Chief 2		MIN 4013.69		MIN2 4415.05		MAX 6671.50		PAY GRADE..G09			
002528	Ast.Division Chief, Rer		MIN 3740.26		MIN2 4114.28		MAX 6174.28		PAY GRADE..G08			
002529	Communications Manager		MIN 3240.03		MIN2 3564.00		MAX 5274.07		PAY GRADE..G06			
002530	Rer Div,Ch,Neighborhood Compli		MIN 3740.26		MIN2 4114.28		MAX 6174.28		PAY GRADE..G08			
002531	Economic & Business Dev Mgr		MIN 3240.03		MIN2 3564.00		MAX 5274.07		PAY GRADE..G06			
002532	Div Dir, Boards & Code Adminst		MIN 4321.94		MIN2 4754.15		MAX 7235.87		PAY GRADE..G10			
002533	Mgr. Blue-Green Tech & Eco Inn		MIN 3240.03		MIN2 3564.00		MAX 5274.07		PAY GRADE..G06			
002534	Consumer Prot Enf Officer	6	1843.58 2846.45	1922.77 2978.42	2005.76 3114.13	2096.20 3253.57	2182.90 3400.72	2280.95 3553.78	2382.79 3713.66	2492.15 3880.78	2605.18 4055.41	2722.03 4237.90
002545	Motor Vehicle Repair Enf Offic	6	1843.58 2846.45	1922.77 2978.42	2005.76 3114.13	2096.20 3253.57	2182.90 3400.72	2280.95 3553.78	2382.79 3713.66	2492.15 3880.78	2605.18 4055.41	2722.03 4237.90
002546	Consumer Protection Invst Anl	6	1907.93 3066.23	2000.13 3218.57	2092.28 3374.87	2196.48 3539.15	2308.68 3711.57	2420.91 3883.97	2533.18 4064.19	2657.42 4252.67	2793.72 4444.99	2922.07 4653.49
002547	Enforcement Supervisor	6	2459.42 3945.82	2580.02 4128.79	2712.35 4315.55	2836.95 4517.96	2976.93 4735.89	3124.82 4957.63	3276.57 5191.18	3436.07 5440.22	3603.46 5696.98	3770.83 5969.42
002557	Rer Code Comp Projects Coordin	6	2241.43 3603.46	2350.40 3770.83	2459.42 3945.82	2580.02 4128.79	2712.35 4315.55	2836.95 4517.96	2976.93 4735.89	3124.82 4957.63	3276.57 5191.18	3436.07 5440.22
002558	RER Code Comp Legal Liaison		MIN 3240.03		MIN2 3564.00		MAX 5274.07		PAY GRADE..G06			

MIAMI DADE COUNTY  
FY 2022-2023 PAY PLAN EFFECTIVE 2022-10-03

JOB CODE NUMBER	JOB TITLE										
		01	02	03	04	05	06	07	08	09	10
		←									→
		11	12	13	14	15	16	17	18	19	20
002559	Rer Code Compliance Paralegal	MIN 2313.33		MIN2 2706.58		MAX 3890.03		PAY GRADE..G02			
002560	Consumer Advocate	MIN 3740.26		MIN2 4114.28		MAX 6174.28		PAY GRADE..G08			
002561	Director, Housing Advocacy Div	MIN 3478.47		MIN2 3826.34		MAX 5704.02		PAY GRADE..G07			
002563	Tenant Rights Advocate	MIN 2477.44		MIN2 2898.63		MAX 4199.05		PAY GRADE..G03			
002564	Housing Development Advocate	MIN 2477.44		MIN2 2898.63		MAX 4199.05		PAY GRADE..G03			
002570	Pros Cooperative Ext Sup	6 1810.87	1895.55	1984.32	2080.61	2176.94	2280.96	2396.60	2508.23	2631.50	2762.47
		2893.51	3036.14	3186.37	3336.57	3502.32	3664.07	3833.66	4014.65	4199.60	4401.59
002571	Dir, Cooperative Extension Div	MIN 1808.52		MIN2 2363.93		MAX 3065.31		PAY GRADE..G72			
002572	Ast Dir Rer1	MIN 4659.31		MIN2 5125.22		MAX 7853.89		PAY GRADE..G11			
002573	Ast Dir Rer 2	MIN 5409.68		MIN2 5950.66		MAX 10029.30		PAY GRADE..G13			
002574	Dir, Reg & Eco Res (Rer)	MIN 5409.68		MIN2 5950.66		MAX 15309.84		PAY GRADE..E01			
002575	Chief, Innov & Eco Dev Officer	MIN 5020.00		MIN2 5522.02		MAX 13640.25		PAY GRADE..E02			
002576	Env Resources Policy Advisor	MIN 5409.68		MIN2 5950.66		MAX 10029.30		PAY GRADE..G13			
002577	Rer Community Engagement Mgr	MIN 3478.47		MIN2 3826.34		MAX 5704.02		PAY GRADE..G07			
002578	Rer Innov & Eco Dev Coordinato	MIN 3240.03		MIN2 3564.00		MAX 5274.07		PAY GRADE..G06			
002579	Manager, Rer Safety & Training	MIN 2652.39		MIN2 3103.32		MAX 4528.27		PAY GRADE..G04			
002601	Rer Contractor License Rep	6 1318.40	1370.31	1430.79	1487.05	1551.89	1616.61	1685.88	1767.94	1841.52	1923.54
		2005.72	2100.83	2187.26	2286.68	2399.14	2502.81	2619.58	2740.58	2865.93	2995.61
002616	Rer Product Control Inspector	MIN 2336.46		MIN2 2733.64		MAX 3928.94		PAY GRADE..G02			
002618	Rer Product Control Examiner	MIN 2838.32		MIN2 3320.85		MAX 4884.34		PAY GRADE..G05			
002622	Rer Roof Product Ctrl Examiner	MIN 2838.32		MIN2 3320.85		MAX 4884.34		PAY GRADE..G05			
002814	Laboratory Technician	6 1345.26	1394.77	1440.42	1505.20	1566.10	1626.93	1695.58	1764.03	1840.10	1917.31
		1999.69	2086.00	2180.06	2270.22	2372.18	2478.11	2591.83	2709.40	2830.92	2960.31
002815	Laboratory Data Reporting Coor	MIN 2336.92		MIN2 2799.53		MAX 4030.51		PAY GRADE..G58			
002816	Recreation Therapist 1	6 1467.11	1544.91	1611.06	1688.89	1770.65	1852.37	1941.86	2031.32	2132.50	2241.43
		2350.40	2459.42	2580.02	2712.35	2836.95	2976.93	3124.82	3276.57	3436.07	3603.46

MIAMI DADE COUNTY  
FY 2022-2023 PAY PLAN EFFECTIVE 2022-10-03

JOB CODE NUMBER	JOB TITLE		←-----									
			01	02	03	04	05	06	07	08	09	10
			11	12	13	14	15	16	17	18	19	20
002817	Recreation Therapist 2	6	2132.50 3436.07	2241.43 3603.46	2350.40 3770.83	2459.42 3945.82	2580.02 4128.79	2712.35 4315.55	2836.95 4517.96	2976.93 4735.89	3124.82 4957.63	3276.57 5191.18
002832	Driver Attendant	6	1236.00 1880.37	1284.67 1969.52	1341.37 2050.55	1394.10 2143.76	1454.90 2249.19	1515.57 2346.38	1580.52 2455.86	1657.45 2569.29	1726.42 2686.82	1803.31 2808.39
002840	Nutrition Services Specialist	6	2031.32 3276.57	2132.50 3436.07	2241.43 3603.46	2350.40 3770.83	2459.42 3945.82	2580.02 4128.79	2712.35 4315.55	2836.95 4517.96	2976.93 4735.89	3124.82 4957.63
002905	Forensic Records Technician	6	1318.40 2005.72	1370.31 2100.83	1430.79 2187.26	1487.05 2286.68	1551.89 2399.14	1616.61 2502.81	1685.88 2619.58	1767.94 2740.58	1841.52 2865.93	1923.54 2995.61
002910	Medical Records Coordinator	6	2154.62 3463.86	2259.36 3624.77	2364.13 3792.98	2480.06 3968.85	2607.28 4148.37	2727.06 4342.93	2861.61 4552.42	3003.78 4765.58	3149.65 4990.07	3302.96 5229.47
002915	Forensic Evidence Technician	6	1695.58 2591.82	1764.03 2709.40	1840.10 2830.92	1917.31 2960.31	1999.69 3097.56	2086.00 3238.70	2180.06 3384.48	2270.22 3536.74	2372.18 3695.92	2478.11 3862.21
002917	Forensic Evidence Recovery Sup	6	2241.43 3603.46	2350.40 3770.83	2459.42 3945.82	2580.02 4128.79	2712.35 4315.55	2836.95 4517.96	2976.93 4735.89	3124.82 4957.63	3276.57 5191.18	3436.07 5440.22
002918	Forensic Material Specialist	6	1236.00 1880.37	1284.67 1969.52	1341.37 2050.55	1394.10 2143.76	1454.90 2249.19	1515.57 2346.38	1580.52 2455.86	1657.45 2569.29	1726.42 2686.82	1803.31 2808.39
002919	Pub Interment Prog Coor Ast	6	1455.33 2253.11	1517.69 2358.24	1591.57 2467.17	1657.80 2580.02	1731.64 2696.76	1805.62 2825.11	1891.23 2961.41	1969.04 3097.58	2058.55 3241.50	2159.79 3393.37
002920	Me Pub Interment Program Coor	6	1852.37 2976.93	1941.86 3124.82	2031.32 3276.57	2132.50 3436.07	2241.43 3603.46	2350.40 3770.83	2459.42 3945.82	2580.02 4128.79	2712.35 4315.55	2836.95 4517.96
002925	Me Administrative Coor	6	2607.28 4148.37	2727.06 4342.93	2861.61 4552.42	3003.78 4765.58	3149.65 4990.07	3302.96 5229.47	3463.86 5476.28	3624.77 5738.16	3792.98 6011.21	3968.85 6302.97
002926	Div Director, Me Admin Service		MIN 4013.69		MIN2 4415.05		MAX 6671.50		PAY GRADE..G09			
002930	Histopathology Technician	6	2219.25 3567.78	2327.13 3733.50	2435.07 3906.75	2554.46 4087.92	2685.50 4272.82	2808.86 4473.23	2947.46 4688.99	3093.89 4908.54	3244.14 5139.77	3402.05 5386.35
002933	Forensic/Tox Lab Technician	6	1689.96 2701.61	1772.41 2831.06	1854.68 2972.18	1944.86 3113.33	2035.05 3270.15	2137.00 3427.04	2238.96 3595.66	2348.67 3772.08	2458.50 3953.49	2580.07 3006.78
002934	Toxicologist 1	6	1975.63 3161.01	2073.39 3313.59	2175.21 3474.09	2276.93 3638.40	2382.48 3826.07	2495.98 4002.13	2609.40 4186.00	2742.48 4373.75	2871.57 4581.13	3016.25 4796.28
002935	Toxicologist 2		MIN 2477.44		MIN2 2898.63		MAX 4199.05		PAY GRADE..G03			
002936	Toxicologist 3		MIN 2838.32		MIN2 3320.85		MAX 4884.34		PAY GRADE..G05			
002937	Ast Lab Dir Medical		MIN 3240.03		MIN2 3564.00		MAX 5274.07		PAY GRADE..G06			

MIAMI DADE COUNTY  
 FY 2022-2023 PAY PLAN EFFECTIVE 2022-10-03

JOB CODE NUMBER	JOB TITLE	←-----									
		01	02	03	04	05	06	07	08	09	10
		11	12	13	14	15	16	17	18	19	20
	Examiner										
002938	Dir Of Lab Medical	MIN 3478.47		MIN2 3826.34		MAX 5704.02		PAY GRADE..G07			
	Examiner										
002942	Forensic Photographer	3 1941.86	2031.32	2132.50	2241.43	2350.40	2459.42	2580.02	2712.35	2836.95	2976.93
		3124.82	3276.57	3436.07	3603.46	3770.83	3945.82	4128.79	4315.55	4517.96	4735.89
002944	Forensic Photographer Sup	3 2459.42	2580.02	2712.35	2836.95	2976.93	3124.82	3276.57	3436.07	3603.46	3770.83
		3945.82	4129.12	4315.55	4517.96	4735.89	4957.63	5191.18	5440.22	5696.98	5969.42
002950	Forensic Technician	6 1505.21	1566.10	1626.99	1695.58	1764.03	1840.10	1917.31	1999.69	2086.00	2180.06
		2270.22	2372.18	2478.11	2591.82	2709.40	2830.92	2960.31	3097.56	3238.70	3383.75
002952	Senior Forensic Technician	6 1840.10	1917.31	1999.69	2086.00	2180.06	2270.22	2372.18	2478.11	2591.82	2709.40
		2830.92	2960.31	3097.56	3238.70	3384.48	3536.74	3695.92	3862.21	4036.00	4217.62
002954	Forensic Investigations Ast	6 1467.76	1528.29	1599.99	1664.32	1736.02	1807.81	1891.23	1969.04	2058.55	2159.79
		2253.11	2358.24	2467.17	2580.02	2696.76	2825.11	2961.41	3097.58	3241.50	3393.37
002955	Medicolegal Investigator	6 2241.43	2350.40	2459.42	2580.02	2712.35	2836.95	2976.93	3124.82	3276.57	3436.07
		3603.46	3770.83	3945.82	4128.79	4315.55	4517.96	4735.89	4957.63	5191.18	5440.22
002956	Forensic Investigator	6 1695.58	1764.03	1840.10	1917.31	1999.69	2086.00	2180.06	2270.22	2372.18	2478.11
		2591.82	2709.40	2830.92	2960.31	3097.56	3238.70	3384.48	3536.74	3695.92	3862.21
002958	Medical Examiner Case Investig	6 2459.42	2580.02	2712.35	2836.95	2976.93	3124.82	3276.57	3436.07	3603.46	3770.83
		3945.82	4128.79	4315.55	4517.96	4735.89	4957.63	5191.18	5440.22	5696.98	5969.42
002962	Mgr, Forensic Bureau Operation	6 3124.49	3268.03	3430.48	3596.74	3766.69	3940.44	4121.85	4318.31	4514.83	4726.35
		4949.26	5191.13	5432.87	5693.59	5961.77	6244.99	6526.00	6819.71	7126.54	7447.23
002964	Mgr, Morgue Bureau Operations	6 3124.49	3268.03	3430.48	3596.74	3766.69	3940.44	4121.85	4318.31	4514.83	4726.35
		4949.26	5191.13	5432.87	5693.59	5961.77	6244.99	6526.00	6819.71	7126.54	7447.23
002976	Dir Of Ops Medical	MIN 4013.69		MIN2 4415.05		MAX 6671.50		PAY GRADE..G09			
	Examiner										
002977	Div Director, Me Ops Services	MIN 4013.69		MIN2 4415.05		MAX 6671.50		PAY GRADE..G09			
002988	Forensic Pathology Fellow	MIN 2652.39		MIN2 3103.32		MAX 4528.27		PAY GRADE..Z17			
002990	Ast Medical Examiner	MIN 6338.14		MIN2 7004.36		MAX 11806.67		PAY GRADE..M01			
002991	Associate Medical Examiner			\$250.00		FLAT HOURLY RATE					
002992	Dep Cf/Dir Forensic Path Svc	MIN 5020.00		MIN2 5522.02		MAX 13640.25		PAY GRADE..E02			
002994	Medical Examiner	MIN 5409.68		MIN2 5950.66		MAX 15309.84		PAY GRADE..E01			
003001	Eligibility Interviewer	6 1318.40	1370.31	1430.79	1487.05	1551.89	1616.61	1685.88	1767.94	1841.52	1923.54

MIAMI DADE COUNTY  
FY 2022-2023 PAY PLAN EFFECTIVE 2022-10-03

JOB CODE NUMBER	JOB TITLE		01	02	03	04	05	06	07	08	09	10
			←									→
			11	12	13	14	15	16	17	18	19	20
			2005.72	2100.83	2187.26	2286.68	2399.14	2502.81	2619.58	2740.58	2865.93	2995.61
003002	Social Worker Aide	6	1318.40 2007.92	1374.05 2095.29	1429.63 2196.89	1489.61 2293.87	1553.96 2404.12	1618.20 2514.44	1690.90 2629.13	1763.77 2752.70	1836.62 2880.64	1922.31 3017.31
003006	Social Worker 1	6	1544.91 2459.42	1611.06 2580.02	1688.89 2712.35	1770.65 2836.95	1852.37 2976.93	1941.86 3124.82	2031.32 3276.57	2132.50 3436.07	2241.43 3603.46	2350.40 3770.83
003007	Social Worker 2	6	1852.37 2976.93	1941.86 3124.82	2031.32 3276.57	2132.50 3436.07	2241.43 3603.46	2350.40 3770.83	2459.42 3945.82	2580.02 4128.79	2712.35 4315.55	2836.95 4517.96
003012	Eligibility Supervisor	6	1544.91 2459.42	1611.06 2580.02	1688.89 2712.35	1770.65 2836.95	1852.37 2976.93	1941.86 3124.82	2031.32 3276.57	2132.50 3436.07	2241.43 3603.46	2350.40 3770.83
003013	Victim Crime Act Specialist 1	6	1544.91 2459.42	1611.06 2580.02	1688.89 2712.35	1770.65 2836.95	1852.37 2976.93	1941.86 3124.82	2031.32 3276.57	2132.50 3436.07	2241.43 3603.55	2350.40 3770.83
003014	Victim Of Crime Act Aide	6	1236.00 1880.37	1284.67 1969.52	1341.37 2050.55	1394.10 2143.76	1454.90 2249.19	1515.57 2346.38	1580.52 2455.86	1657.45 2569.29	1726.42 2686.82	1803.31 2808.39
003015	Victim Of Crime Act Spec 2	6	1852.37 2976.93	1941.86 3124.82	2031.32 3276.57	2132.50 3436.07	2241.43 3603.46	2350.40 3770.83	2459.42 3945.82	2580.02 4128.79	2712.35 4315.55	2836.95 4517.96
003016	Victim Of Crime Act Sup 1	6	2031.32 3276.57	2132.50 3436.07	2241.43 3603.46	2350.40 3770.83	2459.42 3945.82	2580.02 4128.79	2712.35 4315.55	2836.95 4517.96	2976.93 4735.89	3124.82 4957.63
003017	Victim Of Crime Act Sup 2	6	2241.43 3603.46	2350.40 3770.83	2459.42 3945.82	2580.02 4128.79	2712.35 4315.55	2836.95 4517.96	2976.93 4735.89	3124.82 4957.63	3276.57 5191.18	3436.07 5440.22
003019	Rsvp Coordinator	6	1852.37 2976.93	1941.86 3124.82	2031.32 3276.57	2132.50 3436.07	2241.43 3603.46	2350.40 3770.83	2459.42 3945.82	2580.02 4128.79	2712.35 4315.55	2836.95 4517.96
003025	Social Services Admin		MIN 2678.92		MIN2 3134.34		MAX 4573.55		PAY GRADE..G04			
003026	Ca&Hsd Section Manager		MIN 3240.03		MIN2 3564.00		MAX 5274.07		PAY GRADE..G06			
003027	Immigration Integration Coord		MIN 2477.44		MIN2 2898.63		MAX 4199.05		PAY GRADE..G03			
003029	Mental Health Facility Prg Mgr		MIN 3478.47		MIN2 3826.34		MAX 5704.02		PAY GRADE..G07			
003030	Manager,Immigration Legal Svcs		MIN 3240.03		MIN2 3564.00		MAX 5274.07		PAY GRADE..G06			
003031	Director, Citizenship Services		MIN 3740.26		MIN2 4114.28		MAX 6174.28		PAY GRADE..G08			
003049	Rehabilitative Svc Cnsr 1	6	1554.69 2459.42	1618.94 2580.02	1694.50 2712.35	1773.90 2836.95	1853.20 2976.93	1941.86 3124.82	2031.32 3276.57	2132.50 3436.07	2241.43 3603.46	2350.40 3770.83
003050	Rehabilitative Svc Cnsr 2	6	1852.37 2976.93	1941.86 3124.82	2031.32 3276.57	2132.50 3436.07	2241.43 3603.46	2350.40 3770.83	2459.42 3945.82	2580.02 4128.79	2712.35 4315.55	2836.95 4517.96



MIAMI DADE COUNTY  
 FY 2022-2023 PAY PLAN EFFECTIVE 2022-10-03

JOB CODE NUMBER	JOB TITLE		01	02	03	04	05	06	07	08	09	10
			11	12	13	14	15	16	17	18	19	20
003060	Rehab Services Supervisor	6	2031.32 3276.57	2132.50 3436.07	2241.43 3603.46	2350.40 3770.83	2459.42 3945.82	2580.02 4128.79	2712.35 4315.55	2836.95 4517.96	2976.93 4735.89	3124.82 4957.63
003065	Neighborhood Svc Center Dir	6	2459.42 3945.82	2580.02 4128.79	2712.35 4315.55	2836.95 4517.96	2976.93 4735.89	3124.82 4957.63	3276.57 5191.18	3436.07 5440.22	3603.46 5696.98	3770.83 5969.42
003094	Cahsd Doctoral Intern		\$15 FLAT HOURLY STIPEND									
003112	Clinical Social Worker	6	1941.86 3124.82	2031.32 3276.57	2132.50 3436.07	2241.43 3603.46	2350.40 3770.83	2459.42 3945.82	2580.02 4128.79	2712.35 4315.55	2836.95 4517.96	2976.93 4721.25
003117	Clinical Psychologist 1		MIN 2477.44		MIN2 2898.63		MAX 4199.05		PAY GRADE..G03			
003118	Clinical Psychologist 2		MIN 2838.32		MIN2 3320.85		MAX 4884.34		PAY GRADE..G05			
003119	Clinical Psychologist 3		MIN 3478.47		MIN2 3826.34		MAX 5704.02		PAY GRADE..G07			
003138	Community Family Svc Worker	6	1318.40 2005.72	1370.31 2100.83	1430.79 2187.26	1487.05 2286.68	1551.89 2399.14	1616.61 2502.81	1685.88 2619.58	1767.94 2740.58	1841.52 2865.93	1923.54 2995.61
003168	Lead Site Supervisor		\$20.60 FLAT HOURLY RATE									
003169	Area Supervisor		\$23.00 FLAT HOURLY RATE									
003172	Mdpd Victim Advocate	6	1853.19 2976.92	1941.86 3124.81	2031.31 3276.56	2132.49 3436.06	2241.43 3603.43	2350.39 3770.82	2459.41 3945.80	2580.01 4128.78	2712.33 4315.54	2836.94 4517.93
003173	Mdpd Victim Advocate Manager		MIN 2838.32		MIN2 3320.85		MAX 4884.34		PAY GRADE..G05			
003175	Social Services Report Spec	6	1467.08 2350.40	1544.91 2459.42	1611.06 2580.02	1688.89 2712.35	1770.65 2836.95	1852.37 2976.93	1941.86 3124.82	2031.32 3276.57	2132.50 3436.07	2241.43 3603.46
003178	Juvenile Services Specialist	6	1544.91 2459.42	1611.06 2580.02	1688.89 2712.35	1770.65 2836.95	1852.37 2976.93	1941.86 3124.82	2031.32 3276.57	2132.50 3436.07	2241.43 3603.46	2350.40 3770.83
003183	Mental Health Assessment Spec	6	2031.32 3276.57	2132.50 3436.07	2241.43 3603.46	2350.40 3770.83	2459.42 3945.82	2580.02 4128.79	2712.35 4315.55	2836.95 4517.96	2976.93 4735.89	3124.82 4957.63
003186	Justice Assistance Prog Dir		MIN 2313.33		MIN2 2706.58		MAX 3890.03		PAY GRADE..G02			
003202	Counselor For Disabled	6	1554.69 2459.42	1618.94 2580.02	1694.50 2712.35	1773.90 2836.95	1853.20 2976.93	1941.86 3124.82	2031.32 3276.57	2132.50 3436.07	2241.43 3603.46	2350.40 3770.83
003204	Veterans Services Specialist	6	1424.37 2281.95	1499.91 2387.77	1564.13 2504.87	1639.69 2633.36	1719.08 2754.33	1798.41 2890.22	1885.30 3033.81	1972.16 3181.14	2070.39 3335.98	2176.16 3498.50
003210	Home Care Aide	6	1236.00 1880.37	1284.67 1969.52	1341.37 2050.55	1394.10 2143.76	1454.90 2249.19	1515.57 2346.38	1580.52 2455.86	1657.45 2569.29	1726.42 2686.82	1803.31 2808.39
003212	Home Care Aide Supervisor	6	1544.91 2459.42	1611.06 2580.02	1688.89 2712.35	1770.65 2836.95	1852.37 2976.93	1941.86 3124.82	2031.32 3276.57	2132.50 3436.07	2241.43 3603.46	2350.40 3770.83

MIAMI DADE COUNTY  
FY 2022-2023 PAY PLAN EFFECTIVE 2022-10-03

JOB CODE NUMBER	JOB TITLE		01	02	03	04	05	06	07	08	09	10
			11	12	13	14	15	16	17	18	19	20
003214	Disabled Services Specialist	6	1688.89 2712.35	1770.65 2836.95	1852.37 2976.93	1941.86 3124.82	2031.32 3276.57	2132.50 3436.07	2241.43 3603.46	2350.40 3770.83	2459.42 3945.82	2580.02 4128.79
003217	Adult Day Care Aide	6	1236.00 1880.37	1284.67 1969.52	1341.37 2050.55	1394.10 2143.76	1454.90 2249.19	1515.57 2346.38	1580.52 2455.86	1657.45 2569.29	1726.42 2686.82	1803.31 2808.39
003218	Adult Center Manager	6	1852.37 2976.93	1941.86 3124.82	2031.32 3276.57	2132.50 3436.07	2241.43 3603.46	2350.40 3770.83	2459.42 3945.82	2580.02 4128.79	2712.35 4315.55	2836.95 4517.96
003241	Farm Worker Trainee 1		\$3.00 FLAT HOURLY STIPEND									
003244	Guard Ad Litem Coordinator	6	1652.14 2653.30	1732.12 2775.03	1812.04 2912.19	1899.56 3056.81	1987.08 3205.28	2086.12 3361.36	2192.68 3525.03	2299.30 3683.66	2405.90 3849.37	2523.87 4022.61
003245	Guardian Ad Litem Legal Adv		MIN 2160.21		MIN2 2527.44		MAX 3607.85		PAY GRADE..G01			
003256	Mgr,Phcd Accountant Administra		MIN 2838.32		MIN2 3320.85		MAX 4884.34		PAY GRADE..G05			
003267	Exec Dir Domestic Viol Ov Bd		MIN 2838.32		MIN2 3320.85		MAX 4884.34		PAY GRADE..G05			
003270	Dir Ca&Hsd Div		MIN 3240.03		MIN2 3564.00		MAX 5274.07		PAY GRADE..G06			
003282	Ch Ca&Hsd		MIN 3740.26		MIN2 4114.28		MAX 6174.28		PAY GRADE..G08			
003286	Dir Neighborhood Safety Div		MIN 4321.94		MIN2 4754.15		MAX 7235.87		PAY GRADE..G10			
003287	Dir Rehabilitative Svc Div		MIN 3240.03		MIN2 3564.00		MAX 5274.07		PAY GRADE..G06			
003290	Ast Dir Ca&Hsd 2		MIN 5019.99		MIN2 5522.02		MAX 8525.75		PAY GRADE..G12			
003291	Ast Dir Ca&Hsd 1		MIN 4659.31		MIN2 5125.22		MAX 7853.89		PAY GRADE..G11			
003292	Dir Ca&Hsd		MIN 5409.68		MIN2 5950.66		MAX 15309.84		PAY GRADE..E01			
003325	Phcd Asset Project Manager	6	2861.61 4552.42	3003.78 4765.58	3149.65 4990.07	3302.96 5229.47	3463.86 5476.28	3624.77 5738.16	3792.98 6011.21	3968.85 6302.97	4148.37 6598.52	4342.93 6920.19
003343	Mdeat Senior Executive Sec		MIN 1702.06		MIN2 2049.90		MAX 3004.70		PAY GRADE..A03			
003344	Mdeat Teen/Student Court Spec	6	2031.32 3276.57	2132.50 3436.07	2241.43 3603.46	2350.40 3770.83	2459.42 3945.82	2580.02 4128.79	2712.35 4315.55	2836.95 4517.96	2976.93 4735.89	3124.82 4957.63
003345	Mdeat Teen Court Coordinator		MIN 2336.46		MIN2 2733.64		MAX 3928.94		PAY GRADE..G02			
003346	Mdeat Hap Coord/Underwriter	6	2241.43 3603.46	2350.40 3770.83	2459.42 3945.82	2580.02 4128.79	2712.35 4315.55	2836.95 4517.96	2976.93 4735.89	3124.82 4957.63	3276.57 5191.18	3436.07 5440.22
003347	Hap Outreach Training Spec 2		MIN 1841.54		MIN2 2154.62		MAX 3292.02		PAY GRADE..G00			
003348	Hap Outreach Training Spec. 3		MIN 2313.33		MIN2 2706.58		MAX 3890.03		PAY GRADE..G02			

**MIAMI DADE COUNTY**  
**FY 2022-2023 PAY PLAN EFFECTIVE 2022-10-03**

JOB CODE NUMBER	JOB TITLE																				
		01	02	03	04	05	06	07	08	09	10										
←-----																					
11      12      13      14      15      16      17      18      19      20																					
003354	Mdeat Youth Services Administr	MIN 3240.03		MIN2 3564.00		MAX 5274.07		PAY GRADE..G06													
003355	Mdeat Economic Development Mgr	MIN 3240.03		MIN2 3564.00		MAX 5274.07		PAY GRADE..G06													
003356	Mdeat Housing Program Chief	MIN 3740.26		MIN2 4114.28		MAX 6174.28		PAY GRADE..G08													
003358	Deputy Director, Mdeat	MIN 3740.26		MIN2 4114.28		MAX 6174.28		PAY GRADE..G08													
003359	Executive Dir Mdeat	MIN 4321.94		MIN2 4754.15		MAX 7235.87		PAY GRADE..G10													
003385	Community Advocacy Prog Ofc 2	SALARY TO BE DETERMINED BY THE BOARD OF COUNTY COMMISSIONERS																			
003390	Exec Dir, Community Advocacy	SALARY TO BE DETERMINED BY THE BOARD OF COUNTY COMMISSIONERS																			
003415	Phcd Housing Quality Ctrl Spec	6 1798.41	1885.30	1972.16	2070.39	2176.16	2281.95	2387.77	2504.87	2633.36	2754.33	2890.22	3033.81	3181.14	3335.98	3498.50	3661.02	3830.90	4008.53	4189.84	4386.37
003417	Phcd Qual. & Assur. Officer	6 2176.16	2281.95	2387.77	2504.87	2633.36	2754.33	2890.22	3033.81	3181.14	3335.98	3498.50	3661.02	3830.90	4008.53	4189.84	4386.37	4597.95	4813.24	5039.98	5281.77
003420	Phcd Occupancy Manager	6 1852.37	1941.86	2031.32	2132.50	2241.43	2350.40	2459.42	2580.02	2712.35	2836.95	2976.93	3124.82	3276.57	3436.07	3603.46	3770.83	3945.82	4128.79	4315.55	4517.96
003430	Phcd Waiting List Specialist	6 1467.11	1544.91	1611.06	1688.89	1770.65	1852.37	1941.86	2031.32	2132.50	2241.43	2350.40	2459.42	2580.02	2712.35	2836.95	2976.93	3124.82	3276.57	3436.07	3603.46
003438	Phcd Field Officer	6 1455.33	1517.69	1591.57	1657.80	1731.64	1805.62	1891.23	1969.04	2058.55	2159.79	2253.11	2358.24	2467.17	2580.02	2696.76	2825.11	2961.41	3097.58	3241.50	3393.37
003440	Housing Specialist	6 1467.11	1544.91	1611.06	1688.89	1770.65	1852.37	1941.86	2031.32	2132.50	2241.43	2350.40	2459.42	2580.02	2712.35	2836.95	2976.93	3124.82	3276.57	3436.07	3603.46
003441	Phcd Housing Manager	6 1988.66	2082.58	2172.45	2270.45	2372.52	2478.82	2589.02	2711.56	2842.15	2964.66	3107.57	3254.62	3405.63	3565.01	3728.30	3903.88	4079.39	4264.68	4458.25	4660.66
003442	Phcd Facilities&Dev Cont Coor	6 2241.43	2350.40	2459.42	2580.02	2712.35	2836.95	2976.93	3124.82	3276.57	3436.07	3603.46	3770.83	3945.82	4128.79	4315.55	4517.96	4735.89	4957.63	5191.18	5440.22
003450	Phcd Mortgage Svc Clerk	6 1318.40	1370.31	1430.79	1487.05	1551.89	1616.61	1685.88	1767.94	1841.52	1923.54	2005.72	2100.83	2187.26	2286.68	2399.14	2502.81	2619.58	2740.58	2865.93	2995.61
003454	Phcd Compliance Technician	6 1618.94	1694.50	1773.90	1853.20	1941.86	2031.32	2132.50	2241.43	2350.40	2459.42	2580.02	2712.35	2836.95	2976.93	3124.82	3276.57	3436.07	3603.46	3770.83	3945.82
003455	Phcd Compliance Reviewer	6 1852.36	1941.86	2031.31	2132.49	2241.43	2350.39	2459.41	2580.01	2712.33	2836.94	2976.92	3124.81	3276.56	3436.06	3603.43	3770.82	3945.80	4128.78	4315.54	4517.93
003456	Phcd Controller	MIN 3740.26		MIN2 4114.28		MAX 6174.28		PAY GRADE..G08													
003462	Phcd Service	6 1467.76	1528.29	1599.98	1664.32	1736.02	1807.81	1891.23	1969.04	2058.55	2159.79										

MIAMI DADE COUNTY  
FY 2022-2023 PAY PLAN EFFECTIVE 2022-10-03

JOB CODE NUMBER	JOB TITLE											
		01	02	03	04	05	06	07	08	09	10	
		←									→	
		11	12	13	14	15	16	17	18	19	20	
	Representative	2253.11	2358.24	2467.17	2580.02	2696.76	2825.11	2961.41	3097.58	3241.50	3393.37	
003473	Phcd Compliance Officer	6	1988.66	2082.58	2172.45	2270.45	2372.52	2478.82	2589.02	2711.56	2842.15	2964.66
			3107.57	3254.62	3405.63	3564.96	3728.30	3903.88	4079.39	4264.68	4458.25	4660.66
003475	Phcd Ast Alf Administrator	6	1852.37	1941.86	2031.32	2132.50	2241.43	2350.40	2459.42	2580.02	2712.35	2836.95
			2976.93	3124.82	3276.57	3436.07	3603.46	3770.83	3945.82	4128.79	4315.55	4517.96
003490	Section8 Hcv Division Director		MIN 3740.26	MIN2 4114.28		MAX 6174.28		PAY GRADE..G08				
003508	Phcd Structural Maint Tech	3	1695.61	1772.06	1855.64	1942.19	2036.74	2135.23	2237.65	2340.12	2458.29	2576.41
			2702.51	2832.55	2970.42	3116.20	3269.81	3427.40	3592.88	3758.38	3931.55	4116.78
003510	Phcd Maintenance Specialist	3	1546.49	1623.02	1695.61	1772.06	1860.14	1942.19	2036.74	2135.23	2237.65	2340.12
			2458.29	2576.41	2702.51	2832.55	2970.42	3116.20	3269.81	3427.40	3592.88	3758.38
003525	Phcd Asset Project Manager	6	2861.61	3003.78	3149.65	3302.96	3463.86	3624.77	3792.98	3968.85	4148.37	4342.93
			4552.42	4765.58	4990.07	5229.47	5476.28	5738.16	6011.21	6302.97	6598.52	6920.19
003526	Mgr, Phcd Accountant Administr		MIN 3240.03	MIN2 3564.00		MAX 5274.07		PAY GRADE..G06				
003533	Phcd Amp Administrator	6	2797.89	2934.19	3078.03	3229.85	3385.55	3549.00	3712.46	3883.57	4066.54	4257.18
			4451.74	4665.82	4883.69	5109.41	5350.69	5607.55	5868.20	6144.54	6437.03	6758.91
003534	Phcd Resident Services Cord	6	2387.77	2504.87	2633.36	2754.33	2890.22	3033.81	3181.14	3335.98	3498.50	3661.02
			3830.90	4008.53	4189.84	4386.37	4597.95	4813.24	5039.98	5281.77	5531.05	5795.55
003536	Phcd Rad Program Manager		MIN 3240.03	MIN2 3564.00		MAX 5274.07		PAY GRADE..G06				
003547	Phcd Procurement Contracts Ofc	6	2031.32	2132.50	2241.43	2350.40	2459.42	2580.02	2712.35	2836.95	2976.93	3124.82
			3276.57	3436.07	3603.46	3770.83	3945.82	4128.79	4315.55	4517.96	4735.89	4957.63
003548	Phcd Offer Supervisor	6	1467.11	1544.91	1611.06	1688.89	1770.65	1852.37	1941.86	2031.32	2132.50	2241.43
			2350.40	2459.42	2580.02	2712.35	2836.95	2976.93	3124.82	3276.57	3436.07	3603.46
003549	Phcd Offer Coordinator	6	1288.05	1338.69	1397.06	1455.33	1517.69	1591.57	1657.80	1731.64	1805.62	1891.23
			1969.04	2058.55	2159.79	2253.11	2358.24	2467.17	2580.02	2696.76	2825.11	2961.41
003551	Phcd Applicant Leasing Ctr Mgr		MIN 2652.39	MIN2 3103.32		MAX 4528.27		PAY GRADE..G04				
003553	Phcd Purchasing Technician	6	1455.33	1517.69	1591.57	1657.80	1731.64	1805.62	1891.23	1969.04	2058.55	2159.79
			2253.11	2358.24	2467.17	2580.02	2696.76	2825.11	2961.41	3097.58	3241.50	3393.37
003554	Phcd Procurement Cont Mgr		MIN 3240.03	MIN2 3564.00		MAX 5274.07		PAY GRADE..G06				
003555	Phcd Assistant Rad Manager	6	2364.13	2480.06	2607.28	2727.06	2861.61	3003.78	3149.65	3302.96	3463.86	3624.77
			3792.98	3968.85	4148.37	4342.93	4552.42	4765.58	4990.07	5229.47	5476.28	5738.16

MIAMI DADE COUNTY  
FY 2022-2023 PAY PLAN EFFECTIVE 2022-10-03

JOB CODE NUMBER	JOB TITLE		01	02	03	04	05	06	07	08	09	10
			11	12	13	14	15	16	17	18	19	20
003556	Real Estate Officer	6	2350.40 3770.83	2459.42 3945.82	2580.02 4128.79	2712.35 4315.55	2836.95 4517.96	2976.93 4735.89	3124.82 4957.63	3276.57 5191.18	3436.07 5440.22	3603.46 5696.98
003557	Chief Real Estate Officer		MIN 2838.32		MIN2 3320.85		MAX 4884.34		PAY GRADE..G05			
003566	Phcd Operations/Admin Analyst	6	2797.89 4451.74	2934.19 4665.82	3078.03 4883.69	3229.85 5109.41	3385.55 5350.69	3549.00 5607.55	3712.46 5868.20	3883.57 6144.54	4066.54 6437.03	4257.18 6758.91
003567	Phcd Vacancy Trades Coord	6	2797.89 4451.74	2934.19 4665.82	3078.03 4883.69	3229.85 5109.41	3385.55 5350.69	3549.00 5607.55	3712.46 5868.20	3883.57 6144.54	4066.54 6437.03	4257.18 6758.91
003570	Development Project Manager		MIN 3240.03		MIN2 3564.00		MAX 5274.07		PAY GRADE..G06			
003571	Asset Management Analyst	6	2364.13 3792.98	2480.06 3968.85	2607.28 4148.37	2727.06 4342.93	2861.61 4552.42	3003.78 4765.58	3149.65 4990.07	3302.96 5229.47	3463.86 5476.28	3624.77 5738.16
003572	Phcd Assistant Rad Manager	6	2364.13 3792.98	2480.06 3968.85	2607.28 4148.37	2727.06 4342.93	2861.61 4552.42	3003.78 4765.58	3149.65 4990.07	3302.96 5229.47	3463.86 5476.28	3624.77 5738.16
003574	Phcd Development Director		MIN 4321.94		MIN2 4754.15		MAX 7235.87		PAY GRADE..G10			
003578	Phcd Ast Amp Administrator	6	1852.37 2976.93	1941.86 3124.82	2031.32 3276.57	2132.50 3436.07	2241.43 3603.46	2350.40 3770.83	2459.42 3945.82	2580.02 4128.79	2712.35 4315.55	2836.95 4517.96
003581	Dir, Public Housing Division		MIN 4321.94		MIN2 4754.15		MAX 7235.87		PAY GRADE..G10			
003584	Ast Div Dir Phcd Asset Mgmt		MIN 3478.47		MIN2 3826.34		MAX 5704.02		PAY GRADE..G07			
003585	Ast.Div Cf, Pub Housing Maint		MIN 3478.47		MIN2 3826.34		MAX 5704.02		PAY GRADE..G07			
003586	Ch,Phcd Community Development		MIN 3478.47		MIN2 3826.34		MAX 5704.02		PAY GRADE..G07			
003599	Dir Phcd		MIN 5409.68		MIN2 5950.66		MAX 15309.84		PAY GRADE..E01			
003620	Contract Certification Coor	6	2219.25 3567.78	2327.13 3733.50	2435.07 3906.75	2554.46 4087.92	2685.50 4272.82	2808.86 4473.23	2947.46 4688.99	3093.89 4908.54	3244.14 5139.77	3402.05 5386.35
003621	Sbd Contractor Comp Coord	6	2219.25 3567.78	2327.13 3733.50	2435.07 3906.75	2554.46 4087.92	2685.50 4272.82	2808.86 4473.23	2947.46 4688.99	3093.89 4908.54	3244.14 5139.77	3402.05 5386.35
003622	Sbd Captial Imp Project Spec	6	2241.43 3603.46	2350.40 3770.83	2459.42 3945.82	2580.02 4128.79	2712.35 4315.55	2836.95 4517.96	2976.93 4735.89	3124.82 4957.63	3276.57 5191.18	3436.07 5440.22
003623	Sbd Contract Compliance Ofc 1	6	1852.37 2976.93	1941.86 3124.82	2031.32 3276.57	2132.50 3436.07	2241.43 3603.46	2350.40 3770.83	2459.42 3945.82	2580.02 4128.79	2712.35 4315.55	2836.95 4517.96

MIAMI DADE COUNTY  
FY 2022-2023 PAY PLAN EFFECTIVE 2022-10-03

JOB CODE NUMBER	JOB TITLE		01	02	03	04	05	06	07	08	09	10
			←-----									
			11	12	13	14	15	16	17	18	19	20
003624	Sbd Contract Compliance Ofc 2	6	2241.43 3603.46	2350.40 3770.83	2459.42 3945.82	2580.02 4128.79	2712.35 4315.55	2836.95 4517.96	2976.93 4735.89	3124.82 4957.63	3276.57 5191.18	3436.07 5440.22
003625	Cont Certification Spec 1	6	1852.37 2976.93	1941.86 3124.82	2031.32 3276.57	2132.50 3436.07	2241.43 3603.46	2350.40 3770.83	2459.42 3945.82	2580.02 4128.79	2712.35 4315.55	2836.95 4517.96
003626	Cont Certification Spec 2	6	2241.43 3603.46	2350.40 3770.83	2459.42 3945.82	2580.02 4128.79	2712.35 4315.55	2836.95 4517.96	2976.93 4735.89	3124.82 4957.63	3276.57 5191.18	3436.07 5440.22
003627	Sbd Section Chief		MIN 3240.03		MIN2 3564.00		MAX 5274.07		PAY GRADE..G06			
003628	Sbd Section Manager	6	2633.36 4189.84	2754.33 4386.37	2890.22 4597.95	3033.81 4813.24	3181.14 5039.98	3335.98 5281.77	3498.50 5531.05	3661.02 5795.55	3830.90 6071.32	4008.53 6366.01
003648	Supervisor, Phcd		MIN 2838.32		MIN2 3320.85		MAX 4884.34		PAY GRADE..G05			
003649	Mgr Hcd		MIN 3240.03		MIN2 3564.00		MAX 5274.07		PAY GRADE..G06			
003650	Division Director, Phcd		MIN 4013.69		MIN2 4415.05		MAX 6671.50		PAY GRADE..G09			
003661	Phcd Technician	6	1455.33 2253.11	1517.69 2358.24	1591.57 2467.17	1657.80 2580.02	1731.64 2696.76	1805.62 2825.11	1891.23 2961.41	1969.04 3097.58	2058.55 3241.50	2159.79 3393.37
003662	Phcd Homeownership Specialist	6	1751.65 2711.56	1822.99 2842.15	1906.97 2964.66	1988.66 3107.57	2082.58 3254.62	2172.45 3405.63	2270.45 3564.96	2372.52 3728.30	2478.82 3903.88	2589.02 4079.39
003664	Phcd Project Manager		MIN 2181.81		MIN2 2552.72		MAX 3643.93		PAY GRADE..G01			
003666	Sbd Professional Svc Spec	6	1852.37 2976.93	1941.86 3124.82	2031.32 3276.57	2132.50 3436.07	2241.43 3603.46	2350.40 3770.83	2459.42 3945.82	2580.02 4128.79	2712.35 4315.55	2836.95 4517.96
003667	Sbd Sr Professional Svc Spec	6	2031.32 3276.57	2132.50 3436.07	2241.43 3603.46	2350.40 3770.83	2459.42 3945.82	2580.02 4128.79	2712.35 4315.55	2836.95 4517.96	2976.93 4735.89	3124.82 4957.63
003676	Business Dev Spec 1	6	1467.11 2350.40	1544.91 2459.42	1611.06 2580.02	1688.89 2712.35	1770.65 2836.95	1852.37 2976.93	1941.86 3124.82	2031.32 3276.57	2132.50 3436.07	2241.43 3603.46
003677	Business Dev Spec 2	6	1852.37 2976.93	1941.86 3124.82	2031.32 3276.57	2132.50 3436.07	2241.43 3603.46	2350.40 3770.83	2459.42 3945.82	2580.02 4128.79	2712.35 4315.55	2836.95 4517.96
003680	Sbd Construction Proj Mgr	6	2580.02 4128.79	2712.35 4315.55	2836.95 4517.96	2976.93 4735.89	3124.82 4957.63	3276.57 5191.18	3436.07 5440.22	3603.46 5696.98	3770.83 5969.42	3945.82 6253.46
003685	Sbd Technical Assistance Coor	6	2219.25 3567.78	2327.13 3733.50	2435.07 3906.75	2554.46 4087.92	2685.50 4272.82	2808.86 4473.23	2947.46 4688.99	3093.89 4908.54	3244.14 5139.77	3402.05 5386.35
003710	Curriculum Specialist	6	1688.89 2712.35	1770.65 2836.95	1852.37 2976.93	1941.86 3124.82	2031.32 3276.57	2132.50 3436.07	2241.43 3603.46	2350.40 3770.83	2459.42 3945.82	2580.02 4128.79
003711	Technical & Training Sup	6	2797.89 4451.74	2934.19 4665.82	3078.03 4883.69	3229.85 5109.41	3385.55 5350.69	3549.00 5607.55	3712.46 5868.20	3883.57 6144.54	4066.54 6437.03	4257.18 6758.91
003714	Education Svc Mgr	6	2241.43	2350.40	2459.42	2580.02	2712.35	2836.95	2976.93	3124.82	3276.57	3436.07

MIAMI DADE COUNTY  
FY 2022-2023 PAY PLAN EFFECTIVE 2022-10-03

JOB CODE NUMBER	JOB TITLE		01	02	03	04	05	06	07	08	09	10
			←-----									
			11	12	13	14	15	16	17	18	19	20
			3603.46	3770.83	3945.82	4128.79	4315.55	4517.96	4735.89	4957.63	5191.18	5440.22
003715	Ca&Hsd Business Process Spec	6	2241.43 3603.46	2350.40 3770.83	2459.42 3945.82	2580.02 4128.79	2712.35 4315.55	2836.95 4517.96	2976.93 4735.89	3124.82 4957.63	3276.57 5191.18	3436.07 5440.22
003726	Passenger Transportation Coord	6	2241.43 3603.46	2350.40 3770.83	2459.42 3945.82	2580.02 4128.79	2712.35 4315.55	2836.95 4517.96	2976.93 4735.89	3124.82 4957.63	3276.57 5191.18	3436.07 5440.22
003728	Ca&Hsd Weathrztm/Maint Sup 2	3	2011.82 3229.85	2109.18 3385.55	2210.29 3549.00	2311.51 3712.46	2428.21 3883.57	2544.98 4066.54	2669.51 4257.18	2797.89 4448.76	2934.19 4648.96	3078.03 4858.17
003732	Ca&Hsd Food Svc Oper Mgr	6	1852.37 2976.93	1941.86 3124.82	2031.32 3276.57	2132.50 3436.07	2241.43 3603.46	2350.40 3770.83	2459.42 3945.82	2580.02 4128.79	2712.35 4315.55	2836.95 4517.96
003751	Foster Grandparent Sup	6	1467.11 2350.40	1544.91 2459.42	1611.06 2580.02	1688.89 2712.35	1770.65 2836.95	1852.37 2976.93	1941.86 3124.82	2031.32 3276.57	2132.50 3436.07	2241.43 3603.46
003752	Foster Grandparent Coord	6	1852.37 2976.93	1941.86 3124.82	2031.32 3276.57	2132.50 3436.07	2241.43 3603.46	2350.40 3770.83	2459.42 3945.82	2580.02 4128.79	2712.35 4315.55	2836.95 4517.96
003753	Senior Companion Field Sup	6	1467.11 2350.40	1544.91 2459.42	1611.06 2580.02	1688.89 2712.35	1770.65 2836.95	1852.37 2976.93	1941.86 3124.82	2031.32 3276.57	2132.50 3436.07	2241.43 3603.46
003754	Senior Companion Coordinator	6	1852.37 2976.93	1941.86 3124.82	2031.32 3276.57	2132.50 3436.07	2241.43 3603.46	2350.40 3770.83	2459.42 3945.82	2580.02 4128.79	2712.35 4315.55	2836.95 4517.96
003755	Ca&Hsd Nutrition Svc Sup	6	2241.43 3603.46	2350.40 3770.83	2459.42 3945.82	2580.02 4128.79	2712.35 4315.55	2836.95 4517.96	2976.93 4735.89	3124.82 4957.63	3276.57 5191.18	3436.07 5440.22
003756	Ca&Hsd Nutrition Svc Coord	6	2459.42 3945.82	2580.02 4128.79	2712.35 4315.55	2836.95 4517.96	2976.93 4735.89	3124.82 4957.63	3276.57 5191.18	3436.07 5440.22	3603.46 5696.98	3770.83 5969.42
003758	Service Corps Worker		\$5.17 - \$15.00 FLAT HOURLY STIPEND									
003760	Greater Miami Svc Co Team Sup	6	1544.91 2459.42	1611.06 2580.02	1688.89 2712.35	1770.65 2836.95	1852.37 2976.93	1941.86 3124.82	2031.32 3276.57	2132.50 3436.07	2241.43 3603.46	2350.40 3770.83
003764	Dir Ca&Hsd Great Mia Svc Corp		MIN 3240.03		MIN2 3564.00		MAX 5274.07		PAY GRADE..G06			
003771	Foster Grandparent		\$3.00 FLAT HOURLY STIPEND									
003772	Senior Companion		\$3.00 FLAT HOURLY STIPEND									
003779	Veteran Services Program Coord	6	2241.43 3603.46	2350.40 3770.83	2459.42 3945.82	2580.02 4128.79	2712.35 4315.55	2836.95 4517.96	2976.93 4735.89	3124.82 4957.63	3276.57 5191.18	3436.07 5440.22
003780	Ca&Hsd Self-Help Team Mgr		MIN 2336.46		MIN2 2733.64		MAX 3928.94		PAY GRADE..G02			
003782	Dir Ca&Hsd Self-Help Instit Di		MIN 3740.26		MIN2 4114.28		MAX 6174.28		PAY GRADE..G08			

MIAMI DADE COUNTY  
FY 2022-2023 PAY PLAN EFFECTIVE 2022-10-03

JOB CODE NUMBER	JOB TITLE										
		01	02	03	04	05	06	07	08	09	10
		←	-----	-----	-----	-----	-----	-----	-----	-----	→
		11	12	13	14	15	16	17	18	19	20
003785	Dir Ca&Hsd Fiscal Mgmt Div	MIN 3478.47		MIN2 3826.34		MAX 5704.02		PAY GRADE..G07			
003786	Ca&Hsd Legal Advisor	MIN 2838.32		MIN2 3320.85		MAX 4884.34		PAY GRADE..G05			
003787	Ca&Had Sr Legal Advisor Superv	MIN 3478.47		MIN2 3826.34		MAX 5704.02		PAY GRADE..G07			
003788	Dir Ca&Hsd Enegy Prog Div	MIN 3478.47		MIN2 3826.34		MAX 5704.02		PAY GRADE..G07			
003803	Job Training Assistant	6 1297.81	1350.71	1414.86	1479.16	1554.69	1618.94	1694.50	1773.90	1853.20	1941.86
		2031.32	2132.50	2241.43	2350.40	2459.42	2580.02	2712.35	2836.95	2976.93	3124.82
003806	Job Developer	6 1400.85	1467.11	1544.91	1611.06	1688.89	1770.65	1852.37	1941.86	2031.32	2132.50
		2241.43	2350.40	2459.42	2580.02	2712.35	2836.95	2976.93	3124.82	3276.57	3436.07
003807	Sfwib Eligibility Ver Spec 1	6 1186.87	1233.60	1288.05	1338.69	1397.06	1455.33	1517.69	1591.57	1657.80	1731.64
		1805.62	1891.23	1969.04	2058.55	2159.79	2253.11	2358.24	2467.17	2580.02	2696.76
003808	Sfwib Eligibility Ver Spec 2	6 1467.11	1544.91	1611.06	1688.89	1770.65	1852.37	1941.86	2031.32	2132.50	2241.43
		2350.40	2459.42	2580.02	2712.35	2836.95	2976.93	3124.82	3276.57	3436.07	3603.46
003820	Contracts Officer	6 2031.32	2132.50	2241.43	2350.40	2459.42	2580.02	2712.35	2836.95	2976.93	3124.82
		3276.57	3436.07	3603.46	3770.83	3945.82	4128.79	4315.55	4517.96	4735.89	4957.63
003821	Sfwib Cont Compliance Officer	6 2031.32	2132.50	2241.43	2350.40	2459.42	2580.02	2712.35	2836.95	2976.93	3124.82
		3276.57	3436.07	3603.46	3770.83	3945.82	4128.79	4315.55	4517.96	4735.89	4957.63
003822	Sfwib Job Training Prog Spec	6 1834.03	1922.64	2011.21	2111.40	2219.25	2327.13	2435.07	2554.46	2685.50	2808.86
		2947.46	3093.89	3244.14	3402.05	3567.78	3733.50	3906.75	4087.92	4272.82	4473.23
003823	Sfwib Customer Svc/Receptionst	6 1033.17	1078.75	1120.66	1166.43	1215.84	1261.64	1314.92	1364.34	1421.42	1478.48
		1539.41	1611.81	1676.51	1748.79	1821.08	1905.53	1983.97	2074.12	2176.20	2270.21
003824	Job Training Program Admin	6 2241.43	2350.40	2459.42	2580.02	2712.35	2836.95	2976.93	3124.82	3276.57	3436.07
		3603.46	3770.83	3945.82	4128.79	4315.55	4517.96	4735.89	4957.63	5191.18	5440.22
003825	Sfwib Agenda Clerk	6 1455.33	1517.69	1591.57	1657.80	1731.64	1805.62	1891.23	1969.04	2058.55	2159.79
		2253.11	2358.24	2467.17	2580.02	2696.76	2825.11	2961.41	3097.58	3241.50	3393.37
003826	Sfwib Administrative Officer 2	6 1780.60	1866.64	1952.63	2049.90	2154.62	2259.36	2364.13	2480.06	2607.28	2727.06
		2861.61	3003.78	3149.65	3302.96	3463.86	3624.77	3792.98	3968.85	4148.37	4342.93
003827	Sfwib Program Coordinator	MIN 2551.75		MIN2 2985.58		MAX 4325.01		PAY GRADE..G23			
003829	Sfwib Fac & Transportation Ofc	6 1834.03	1922.64	2011.21	2111.40	2219.25	2327.13	2435.07	2554.46	2685.50	2808.86
		2947.46	3093.89	3244.14	3402.05	3567.78	3733.50	3906.75	4087.92	4272.82	4473.23
003830	Sfwib Contracts Specialist	6 1852.37	1941.86	2031.32	2132.50	2241.43	2350.40	2459.42	2580.02	2712.35	2836.95
		2976.93	3124.82	3276.57	3436.07	3603.46	3770.83	3945.82	4128.79	4315.55	4517.96



MIAMI DADE COUNTY  
FY 2022-2023 PAY PLAN EFFECTIVE 2022-10-03

JOB CODE NUMBER	JOB TITLE		←-----									
			01	02	03	04	05	06	07	08	09	10
			11	12	13	14	15	16	17	18	19	20
003831	Sfwib Transition Specialist	6	1853.20 2976.93	1941.86 3124.82	2031.32 3276.57	2132.50 3436.07	2241.43 3603.46	2350.40 3770.83	2459.42 3945.82	2580.02 4128.79	2712.35 4315.55	2836.95 4517.96
003832	Sfwib Policy Coordinator	6	2241.43 3603.46	2350.40 3770.83	2459.42 3945.82	2580.02 4128.79	2712.35 4315.55	2836.95 4517.96	2976.93 4735.89	3124.82 4957.63	3276.57 5191.18	3436.07 5440.22
003833	Sfwib Ada Coordinator	6	2241.43 3603.46	2350.40 3770.83	2459.42 3945.82	2580.02 4128.79	2712.35 4315.55	2836.95 4517.96	2976.93 4735.89	3124.82 4957.63	3276.57 5191.18	3436.07 5440.22
003834	Sfwib Facility Coordinator	6	2241.43 3603.46	2350.40 3770.83	2459.42 3945.82	2580.02 4128.79	2712.35 4315.55	2836.95 4517.96	2976.93 4735.89	3124.82 4957.63	3276.57 5191.18	3436.07 5440.22
003836	Sfwib Quality Assurance Spec	6	1479.16 2350.40	1554.69 2459.42	1618.94 2580.02	1694.50 2712.35	1773.90 2836.95	1853.20 2976.93	1941.86 3124.82	2031.32 3276.57	2132.50 3436.07	2241.43 3603.46
003837	Sfwib Quality Assurance Coor	6	2241.43 3603.46	2350.40 3770.83	2459.42 3945.82	2580.02 4128.79	2712.35 4315.55	2836.95 4517.96	2976.93 4735.89	3124.82 4957.63	3276.57 5191.18	3436.07 5440.22
003838	Sfwib Operations Specialist	6	1852.37 2976.93	1941.86 3124.82	2031.32 3276.57	2132.50 3436.07	2241.43 3603.46	2350.40 3770.83	2459.42 3945.82	2580.02 4128.79	2712.35 4315.55	2836.95 4517.96
003839	Sfwib Disabilities Prog Spec	6	1780.60 2861.61	1866.64 3003.78	1952.63 3149.65	2049.90 3302.96	2154.62 3463.86	2259.36 3624.77	2364.13 3792.98	2480.06 3968.85	2607.28 4148.37	2727.06 4342.93
003840	Sfwib Youth Program Mgr	6	2712.35 4315.55	2836.95 4517.96	2976.93 4735.89	3124.82 4957.63	3276.57 5191.18	3436.07 5440.22	3603.46 5696.98	3770.83 5969.42	3945.82 6253.46	4128.79 6556.99
003842	Sfwib Program Services Sup	6	2241.43 3603.46	2350.40 3770.83	2459.42 3945.82	2580.02 4128.79	2712.35 4315.55	2836.95 4517.96	2976.93 4735.89	3124.82 4957.63	3276.57 5191.18	3436.07 5440.22
003846	Sfwib Human Resource Spec	6	1440.93 2230.80	1502.67 2334.89	1575.81 2442.74	1641.38 2554.46	1714.49 2670.05	1787.74 2797.14	1872.51 2932.09	1949.54 3066.92	2038.17 3209.42	2138.40 3359.77
003848	Sfwib Special Projects Admin 2	6	2607.28 4148.37	2727.06 4342.93	2861.61 4552.42	3003.78 4765.58	3149.65 4990.07	3302.96 5229.47	3463.86 5476.28	3624.77 5738.16	3792.98 6011.21	3968.85 6302.97
003849	Sfwib, Exec Ast To Exec Dir		MIN 1661.43		MIN2 2294.02		MAX 4096.67		PAY GRADE..D04			
003851	Sfwib Special Proj Admin 1	6	2435.07 3906.75	2554.46 4087.92	2685.50 4272.82	2808.86 4473.23	2947.46 4688.99	3093.89 4908.54	3244.14 5139.77	3402.05 5386.35	3567.78 5640.57	3733.50 5910.32
003852	Sfwib Web Designer		MIN 2534.97		MIN2 3039.74		MAX 4365.68		PAY GRADE..G84			
003853	Sfwib Info Technology Manager		MIN 2838.32		MIN2 3320.85		MAX 4884.34		PAY GRADE..G05			
003854	Sfwib Administrative Secretary		MIN 1378.16		MIN2 1637.27		MAX 2556.82		PAY GRADE..D01			

MIAMI DADE COUNTY  
FY 2022-2023 PAY PLAN EFFECTIVE 2022-10-03

JOB CODE NUMBER	JOB TITLE										
		01	02	03	04	05	06	07	08	09	10
		←									→
		11	12	13	14	15	16	17	18	19	20
003857	Sfwib Ast Controller	MIN 2652.39		MIN2 3103.32		MAX 4528.27		PAY GRADE..G04			
003858	Sfwib Finance Administrator	MIN 2652.39		MIN2 3103.32		MAX 4528.27		PAY GRADE..G04			
003862	Dir Workforce Business Ops	MIN 3240.03		MIN2 3564.00		MAX 5274.07		PAY GRADE..G06			
003865	Mgr, Careersource S Fl Admin	MIN 2838.32		MIN2 3320.85		MAX 4884.34		PAY GRADE..G05			
003867	Ast Dir Sfwib	MIN 3240.03		MIN2 3564.00		MAX 5274.07		PAY GRADE..G06			
003871	Sfwib Chief Of Staff	MIN 3740.26		MIN2 4114.28		MAX 6174.28		PAY GRADE..G08			
003884	Community Advocacy Prog Ofc 1	SALARY TO BE DETERMINED BY THE BOARD OF COUNTY COMMISSIONERS									
003888	Sfwib Marketing Specialist	6 2241.43 3603.46	2350.40 3770.83	2459.42 3945.82	2580.02 4128.79	2712.35 4315.55	2836.95 4517.96	2976.93 4735.89	3124.82 4957.63	3276.57 5191.18	3436.07 5440.22
003899	Executive Director, Sfwib	SALARY TO BE DETERMINED BY SOUTH FLORIDA WORK FORCE BOARD									
003901	Courts Hr Operations Spec 1	6 1303.40 1933.02	1356.65 2015.31	1406.17 2101.63	1455.65 2199.69	1516.57 2293.70	1577.49 2395.72	1642.22 2505.50	1710.74 2619.13	1783.11 2736.83	1855.41 2858.27
003902	Courts Hr Operations Specialis	6 1780.60 2861.61	1866.64 3003.78	1952.63 3149.65	2049.90 3302.96	2154.62 3463.86	2259.36 3624.77	2364.13 3792.98	2480.06 3968.85	2607.28 4148.37	2727.06 4342.93
003903	Courts Hr Supervisor	6 2154.62 3463.86	2259.36 3624.77	2364.13 3792.98	2480.06 3968.85	2607.28 4148.37	2727.06 4342.93	2861.61 4552.42	3003.78 4765.58	3149.11 4990.07	3302.96 5229.47
003904	Courts Hr Officer	MIN 2731.97		MIN2 3196.41		MAX 4664.13		PAY GRADE..G24			
003905	Courts Senior Hr Officer	MIN 2551.75		MIN2 2985.58		MAX 4325.01		PAY GRADE..G23			
003906	Coc Recording Elec Ops Spec	MIN 1464.52		MIN2 1756.34		MAX 2556.82		PAY GRADE..Z02			
003908	Dr,Ex-Officio Operation Divisi	MIN 4799.09		MIN2 5278.99		MAX 8089.50		PAY GRADE..G31			
003909	Courts Assistant Hr Manager	MIN 2923.47		MIN2 3420.48		MAX 5030.87		PAY GRADE..G25			
003910	Courts Audit Operations Managr	MIN 3582.82		MIN2 3941.13		MAX 5875.14		PAY GRADE..G27			
004001	Court Operations Officer 1	MIN 2225.03		MIN2 2603.26		MAX 3716.08		PAY GRADE..G21			
004002	Court Operations Officer 2	MIN 2551.75		MIN2 2985.58		MAX 4325.01		PAY GRADE..G23			
004004	Jr Courts Operations Officer	6 1424.37 2281.95	1499.91 2387.77	1564.13 2504.87	1639.69 2633.36	1719.08 2754.33	1798.41 2890.22	1885.30 3033.81	1972.16 3181.14	2070.39 3335.98	2176.16 3498.50
004005	Courts Administrative Coor	6 2241.43	2350.40	2459.42	2580.02	2712.35	2836.95	2976.93	3124.82	3276.57	3436.07

MIAMI DADE COUNTY  
 FY 2022-2023 PAY PLAN EFFECTIVE 2022-10-03

JOB CODE NUMBER	JOB TITLE										
		01	02	03	04	05	06	07	08	09	10
		←									→
		11	12	13	14	15	16	17	18	19	20
		3603.46	3770.83	3945.82	4128.79	4315.55	4517.96	4735.89	4957.63	5191.18	5440.22
004006	Senior Deputy Clerk	MIN 4799.09		MIN2 5278.99		MAX 8089.50		PAY GRADE..G31			
004007	Clerk'S Assist. Finance Direct	MIN 4134.09		MIN2 4547.50		MAX 6871.64		PAY GRADE..G29			
004008	Clerk'S Finance Director	MIN 4799.09		MIN2 5278.99		MAX 8089.50		PAY GRADE..G31			
004009	Courts Financial Ops Officer	MIN 2551.75		MIN2 2985.58		MAX 4325.01		PAY GRADE..G23			
004010	Ex-Parte Clerk	6 1440.93	1502.67	1575.81	1641.38	1714.49	1787.74	1872.51	1949.54	2038.17	2138.40
		2230.80	2334.89	2442.74	2554.46	2670.05	2797.14	2932.09	3066.92	3209.42	3359.77
004011	Courts Procurement Officer	6 1694.50	1773.90	1853.20	1941.86	2031.32	2132.50	2241.43	2350.40	2459.42	2580.02
		2712.35	2836.95	2976.93	3124.82	3276.57	3436.07	3603.46	3770.83	3945.82	4128.79
004012	Courts Sr Procurement Ofc	6 1852.37	1941.86	2031.32	2132.50	2241.43	2350.40	2459.42	2580.02	2712.35	2836.95
		2976.93	3124.82	3276.57	3436.07	3603.46	3770.83	3945.82	4128.79	4315.55	4517.96
004013	Courts Cont & Procurement Ofc	MIN 2731.97		MIN2 3196.41		MAX 4664.13		PAY GRADE..G24			
004014	Courts Mail Center Clerk	6 1048.41	1082.71	1124.50	1162.53	1212.09	1257.73	1303.40	1356.65	1406.17	1455.65
		1516.57	1577.50	1642.23	1710.75	1783.11	1855.41	1933.02	2015.32	2101.64	2199.69
004015	Courts Mail Center Sup	6 1455.33	1517.69	1591.57	1657.80	1731.64	1805.62	1891.23	1969.04	2058.55	2159.79
		2253.11	2358.24	2467.17	2580.02	2696.76	2825.11	2961.41	3097.58	3241.50	3393.37
004016	Courts Mail Operations Officer	MIN 2382.73		MIN2 2787.78		MAX 4006.72		PAY GRADE..G22			
004017	Courts Evidence Records Spec	6 1354.72	1410.08	1477.23	1544.42	1623.43	1690.65	1769.60	1852.65	1937.23	2030.84
		2124.41	2230.31	2344.14	2458.19	2572.17	2698.30	2836.60	2966.85	3113.39	3268.00
004018	Courts Electronic Ops Spec	MIN 1479.16		MIN2 1773.90		MAX 2582.38		PAY GRADE..G1C			
004019	Courts Auditor	6 1922.64	2011.21	2111.40	2219.25	2327.13	2435.07	2554.46	2685.50	2808.86	2947.46
		3093.89	3244.14	3402.05	3567.78	3733.50	3906.75	4087.92	4272.82	4473.23	4688.99
004020	Courts Senior Auditor	MIN 2551.75		MIN2 2985.58		MAX 4325.01		PAY GRADE..G23			
004021	Courts Audit Manager	MIN 2923.47		MIN2 3420.48		MAX 5030.87		PAY GRADE..G25			
004022	Courts Financial Analyst	MIN 3337.24		MIN2 3670.93		MAX 5432.28		PAY GRADE..G26			
004023	Courts Jury Pool Manager	MIN 2731.97		MIN2 3196.41		MAX 4664.13		PAY GRADE..G24			
004024	Records Management Spec 1	6 1424.37	1499.91	1564.13	1639.69	1719.08	1798.41	1885.30	1972.16	2070.39	2176.16
		2281.95	2387.77	2504.87	2633.36	2754.33	2890.22	3033.81	3181.14	3335.98	3498.50

MIAMI DADE COUNTY  
FY 2022-2023 PAY PLAN EFFECTIVE 2022-10-03

JOB CODE NUMBER	JOB TITLE		←-----										→
			01	02	03	04	05	06	07	08	09	10	
			11	12	13	14	15	16	17	18	19	20	
004025	Records Management Spec 2	6	1852.37 2976.93	1941.86 3124.82	2031.32 3276.57	2132.50 3436.07	2241.43 3603.46	2350.40 3770.83	2459.42 3945.82	2580.02 4128.79	2712.35 4315.55	2836.95 4517.96	
004026	Senior Records Mgmt Spec	6	2241.43 3603.46	2350.40 3770.83	2459.42 3945.82	2580.02 4128.79	2712.35 4315.55	2836.95 4517.96	2976.93 4735.89	3124.82 4957.63	3276.57 5191.18	3436.07 5440.22	
004029	Court Records Spec 1	6	1162.53 1710.75	1212.09 1783.11	1257.73 1855.41	1303.40 1933.02	1356.65 2015.32	1406.17 2101.64	1455.65 2199.69	1516.57 2293.71	1577.50 2395.73	1642.23 2505.51	
004030	Court Records Spec 2	6	1303.40 1933.02	1356.65 2015.32	1406.17 2101.64	1455.65 2199.69	1516.57 2293.71	1577.50 2395.73	1642.23 2505.51	1710.75 2619.14	1783.11 2736.84	1855.41 2858.29	
004031	Courts Mail Operations Ast		MIN 1896.79		MIN2 2219.25		MAX 3390.79		PAY GRADE..G20				
004032	Assistant Records Manager		MIN 2731.97		MIN2 3196.41		MAX 4664.13		PAY GRADE..G24				
004033	Director Of Legal & Jury Opers		MIN 4134.09		MIN2 4547.50		MAX 6871.64		PAY GRADE..G29				
004034	Courts Comptroller Admin Aide	6	1452.59 2327.13	1529.60 2435.07	1595.11 2554.46	1672.17 2685.50	1753.12 2808.86	1834.03 2947.46	1922.64 3093.89	2011.21 3244.14	2111.40 3402.05	2219.25 3567.78	
004035	Courts Hr Assistant	6	1452.59 2327.13	1529.60 2435.07	1595.11 2554.46	1672.17 2685.50	1753.12 2808.86	1834.03 2947.46	1922.64 3093.89	2011.21 3244.14	2111.40 3402.05	2219.25 3567.78	
004036	Courts Procurement Svc Ast	6	1455.33 2253.11	1517.69 2358.24	1591.57 2467.17	1657.80 2580.02	1731.64 2696.76	1805.62 2825.11	1891.23 2961.41	1969.04 3097.58	2058.55 3241.50	2159.79 3393.37	
004037	Courts Hr Admtv Assistant		MIN 1595.11		MIN2 1922.64		MAX 2819.78		PAY GRADE..D02				
004038	Jury Pool Assistant Manager		MIN 2382.73		MIN2 2787.78		MAX 4006.72		PAY GRADE..G22				
004039	Crts Traf&Misd. Administ. Aide		MIN 1896.79		MIN2 2219.25		MAX 3390.79		PAY GRADE..G20				
004040	County Commission Clerk 1	6	1212.09 1783.11	1257.73 1855.41	1303.40 1933.02	1356.65 2015.32	1406.02 2101.73	1455.65 2199.65	1516.57 2293.71	1577.47 2395.73	1642.23 2505.51	1710.75 2619.14	
004041	County Commission Clerk 2	6	1356.65 2015.32	1406.17 2101.73	1455.65 2199.65	1516.57 2293.71	1577.50 2395.73	1642.23 2505.51	1710.75 2619.14	1783.11 2736.84	1855.41 2858.29	1932.72 2978.98	
004042	County Commission Clerk 3	6	1630.75 2599.59	1706.94 2732.90	1786.92 2858.29	1866.84 2999.55	1956.54 3148.50	2046.69 3301.45	2148.68 3462.20	2258.47 3630.78	2368.27 3799.40	2478.11 3975.81	
004043	Senior County Comm Clerk	6	2219.25 3567.78	2327.13 3733.50	2435.07 3906.75	2554.46 4087.92	2685.50 4272.82	2808.86 4473.23	2947.46 4688.99	3093.89 4908.54	3244.14 5139.77	3402.05 5386.35	
004044	Commission Reporter	6	1941.86 3124.82	2031.32 3276.57	2132.50 3436.07	2241.43 3603.46	2350.40 3770.83	2459.42 3945.82	2580.02 4128.79	2712.35 4315.55	2836.95 4517.96	2976.93 4735.89	

MIAMI DADE COUNTY  
 FY 2022-2023 PAY PLAN EFFECTIVE 2022-10-03

JOB CODE NUMBER	JOB TITLE										
		01	02	03	04	05	06	07	08	09	10
		←									→
		11	12	13	14	15	16	17	18	19	20
004045	Clerk Of Board Admtv Aide	MIN 1896.79		MIN2 2219.25		MAX 3390.79		PAY GRADE..G20			
004047	Pvb Operations & It Manager	MIN 3337.24		MIN2 3670.93		MAX 5432.28		PAY GRADE..G26			
004048	Courts Business Analyst	MIN 2551.75		MIN2 2985.58		MAX 4325.01		PAY GRADE..G23			
004049	Sr. Innovation Courts Proj Mgr	MIN 3337.24		MIN2 3670.93		MAX 5432.28		PAY GRADE..G26			
004050	Courts Clerc Operations Spec	MIN 1479.16		MIN2 1773.90		MAX 2582.38		PAY GRADE..GIC			
004051	Courts Appearance Bond Spec	6 1215.84 1790.69	1265.30 1863.02	1311.06 1944.82	1360.53 2023.24	1417.55 2113.43	1470.97 2207.51	1524.15 2301.61	1585.12 2403.49	1646.07 2513.28	1714.55 2623.09
004052	Foreclosure & Tax Deed Ops Ast	MIN 1896.79		MIN2 2219.25		MAX 3390.79		PAY GRADE..G74			
004053	Courts Admtv Secretary	MIN 1378.16		MIN2 1637.27		MAX 2556.82		PAY GRADE..D01			
004054	Courts Mail Operations Officer	MIN 2382.73		MIN2 2787.78		MAX 4006.72		PAY GRADE..G22			
004055	Courtroom Clerk 1	6 1303.40 1933.02	1356.65 2015.32	1406.17 2101.64	1455.65 2199.69	1516.57 2293.71	1577.50 2395.73	1642.23 2505.51	1710.75 2619.14	1783.11 2736.84	1855.41 2858.29
004056	Courtroom Clerk 2	6 1406.17 2101.64	1455.65 2199.69	1516.57 2293.71	1577.50 2395.73	1642.23 2505.51	1710.75 2619.14	1783.10 2736.84	1855.41 2858.29	1933.02 2987.74	2015.32 3128.88
004058	Courts Legal Operations Aide	MIN 1896.79		MIN2 2219.25		MAX 3390.79		PAY GRADE..Z04			
004059	Courts Accountant 4	6 2808.86 4473.23	2947.46 4688.99	3093.89 4908.54	3244.14 5139.77	3402.05 5386.35	3567.78 5640.57	3733.50 5910.32	3906.75 6191.55	4087.92 6492.07	4272.82 6686.84
004060	Court Records Sup 1	6 1442.87 2199.69	1505.62 2293.71	1568.39 2395.73	1635.06 2505.51	1705.61 2619.14	1780.17 2736.84	1854.61 2858.29	1933.02 2987.74	2015.32 3128.88	2101.64 3262.28
004061	Court Records Sup 2	6 1556.62 2377.72	1622.71 2486.62	1692.76 2599.44	1766.75 2716.19	1840.65 2836.95	1918.49 2965.23	2000.14 3105.34	2085.80 3237.74	2183.05 3373.91	2276.48 3513.89
004062	Court Records Sup 3	6 1692.76 2599.44	1766.75 2716.19	1840.65 2836.95	1918.49 2965.23	2000.14 3105.34	2085.80 3237.74	2183.05 3373.91	2276.48 3513.89	2377.72 3672.03	2486.62 3837.24
004063	Code Enforcement Supv	6 1614.61 2573.85	1690.03 2705.84	1769.22 2829.99	1848.37 2969.85	1937.16 3117.34	2026.42 3268.76	2127.41 3427.92	2236.11 3594.83	2344.83 3761.79	2453.56 3936.44
004064	County Recorder Assistant Cf	MIN 2731.97		MIN2 3196.41		MAX 4664.13		PAY GRADE..G24			
004065	Courts Project Manager	MIN 2923.47		MIN2 3420.48		MAX 5030.87		PAY GRADE..G25			
004066	Records Manager	MIN 3337.24		MIN2 3670.93		MAX 5432.28		PAY GRADE..G26			

MIAMI DADE COUNTY  
 FY 2022-2023 PAY PLAN EFFECTIVE 2022-10-03

JOB CODE NUMBER	JOB TITLE	01	02	03	04	05	06	07	08	09	10
		←									→
		11	12	13	14	15	16	17	18	19	20
004067	Dep Comptroller Ckt & Cty Crts	MIN 3337.24		MIN2 3670.93		MAX 5432.28		PAY GRADE..G26			
004068	Comptroller	MIN 4134.09		MIN2 4547.50		MAX 6871.64		PAY GRADE..G29			
004069	Dr,Clk Strag Mgt & Budget Divi	MIN 4799.09		MIN2 5278.99		MAX 8089.50		PAY GRADE..G31			
004070	Central Deposit Operation Ast	MIN 1896.79		MIN2 2219.25		MAX 3390.79		PAY GRADE..G20			
004071	Central Depository Manager	MIN 3337.24		MIN2 3670.93		MAX 5432.28		PAY GRADE..G26			
004072	Ast Central Depository Mgr	MIN 2731.97		MIN2 3196.41		MAX 4664.13		PAY GRADE..G24			
004073	County Recorder Chief	MIN 3582.82		MIN2 3941.13		MAX 5875.14		PAY GRADE..G27			
004074	Ast Dir,Courts Tech Serv Divis	MIN 4134.09		MIN2 4547.50		MAX 6871.64		PAY GRADE..G29			
004075	Dr,Tech Serv, Circuit&Co Court	MIN 4451.60		MIN2 4896.77		MAX 7452.94		PAY GRADE..G30			
004076	Assistant Dir, Clerk Of The Bd	MIN 3337.24		MIN2 3670.93		MAX 5432.28		PAY GRADE..G26			
004077	Director, Clerk Of The Board	MIN 3852.45		MIN2 4237.71		MAX 6359.49		PAY GRADE..G28			
004078	Clerk's General Counsel	MIN 4799.09		MIN2 5278.99		MAX 8089.50		PAY GRADE..G31			
004079	Court Division Director	MIN 4134.09		MIN2 4547.50		MAX 6871.64		PAY GRADE..G29			
004080	Traffic Operations Coordinator	MIN 2551.75		MIN2 2985.58		MAX 4325.01		PAY GRADE..G23			
004081	Code Enforcement Manager	MIN 2731.97		MIN2 3196.41		MAX 4664.13		PAY GRADE..G24			
004082	Value Adjust Board (Vab) Mgr.	MIN 3337.24		MIN2 3670.93		MAX 5432.28		PAY GRADE..G26			
004085	Mgr Marriage License Bureau	MIN 2731.97		MIN2 3196.41		MAX 4664.13		PAY GRADE..G24			
004086	Courts Procurement Manager	MIN 3337.24		MIN2 3670.93		MAX 5432.28		PAY GRADE..G26			
004087	Courts Special Project Admin	MIN 2731.97		MIN2 3196.41		MAX 4664.13		PAY GRADE..G24			
004088	Ast To Dir County Clerk Div	MIN 2551.75		MIN2 2985.58		MAX 4325.01		PAY GRADE..G23			
004089	Courts Division Asst Director	MIN 3582.82		MIN2 3941.13		MAX 5875.14		PAY GRADE..G27			
004090	Courts Hr Manager	MIN 3582.82		MIN2 3941.13		MAX 5875.14		PAY GRADE..G27			
004091	Courts Human Res & Prog Mgr	MIN 2731.97		MIN2 3196.41		MAX 4664.13		PAY GRADE..G24			

MIAMI DADE COUNTY  
FY 2022-2023 PAY PLAN EFFECTIVE 2022-10-03

JOB CODE NUMBER	JOB TITLE											
		01	02	03	04	05	06	07	08	09	10	
		←									→	
		11	12	13	14	15	16	17	18	19	20	
004092	Dir Crt Hum Res & Admtv Svc	MIN 4134.09		MIN2 4547.50		MAX 6871.64		PAY GRADE..G29				
004094	Chief Of Staff,Clerk Of Courts	MIN 4799.09		MIN2 5278.99		MAX 8089.50		PAY GRADE..G31				
004095	Clerk'S Chief Information Offc	MIN 4799.09		MIN2 5278.99		MAX 8089.50		PAY GRADE..G31				
004097	Courts Staff Attorney	MIN 2731.97		MIN2 3196.41		MAX 4664.13		PAY GRADE..G24				
004098	Tax Deed Administrator	MIN 3337.24		MIN2 3670.93		MAX 5432.28		PAY GRADE..G26				
004099	Clerk Circuit & County Court	SALARY SET BY FLORIDA STATUTES										
004100	Tax Deed Supervisor	6	1676.00 2573.70	1749.26 2689.30	1822.42 2808.86	1899.50 2935.87	1980.33 3074.59	2065.15 3205.68	2161.44 3340.50	2253.94 3479.09	2354.18 3635.67	2461.99 3799.25
004101	Firefighter	6	1707.14 2840.39	1783.28 2981.83	1867.45 3121.16	1951.67 3277.46	2043.91 3433.87	2144.04 3598.49	2248.32 3771.70	2352.60 3949.23	2460.82 4151.98	2719.00 4342.11
004105	Fire Lieutenant	3	2326.59 3785.73	2430.37 3967.56	2542.36 4161.72	2658.17 4347.59	2782.09 4552.61	2909.85 4764.84	3145.43 4987.94	3298.28 5223.45	3455.22 5471.41	3620.48 5727.49
004107	Chief Fire Marshal		MIN 5020.00		MIN2 5522.02		MAX 13640.25		PAY GRADE..E02			
004108	Fire Executive Officer I		MIN 2838.32		MIN2 3320.85		MAX 4884.34		PAY GRADE..G05			
004109	Fire Executive Officer II		MIN 3478.47		MIN2 3826.34		MAX 5704.02		PAY GRADE..G07			
004110	Fire Captain	3	2737.32 4363.24	2873.64 4572.43	3013.91 4785.46	3158.31 5010.80	3310.64 5248.00	3470.98 5497.45	3643.32 5758.85	3812.16 6032.41	3989.20 6322.03	4170.17 6619.54
004111	Chief Fire Officer	3	3310.64 5230.75	3470.98 5479.36	3631.32 5739.92	3799.63 6012.52	3976.07 6301.22	4156.46 6597.79	4348.88 6918.51	4557.38 7255.16	4769.72 7604.03	4994.29 7968.75
004112	Manager, District Court		MIN 2731.97		MIN2 3196.41		MAX 4664.13		PAY GRADE..G24			
004113	Fire Dept Helicopter Co-Pilot	3	2542.36 4161.72	2658.17 4347.59	2782.09 4552.61	2909.85 4764.84	3145.43 4987.94	3298.28 5223.45	3455.22 5471.41	3620.48 5727.49	3785.73 5985.25	3967.56 6254.57
004114	Fire Dept Helicopter Pilot	3	3013.91 4785.46	3158.31 5010.80	3310.64 5248.00	3470.98 5497.45	3643.32 5758.85	3812.16 6032.41	3989.20 6322.03	4170.17 6619.54	4363.24 6917.42	4572.43 7228.68
004115	Fire Dept Helicopter Cf Pilot	3	3310.64 5230.75	3470.98 5479.36	3631.32 5739.92	3799.63 6012.52	3976.07 6301.22	4156.46 6597.79	4348.88 6918.51	4557.38 7255.16	4769.72 7604.03	4994.29 7968.75
004116	Marine Craft Technician	3	1942.19 3108.29	2032.80 3265.85	2135.23 3423.38	2237.65 3588.89	2340.12 3762.21	2450.42 3935.62	2572.49 4108.41	2698.58 4293.30	2828.59 4486.50	2970.42 4688.37
004117	Fire Rescue Fleet Support Spec	6	1688.89 2712.35	1770.65 2836.95	1852.37 2976.93	1941.86 3124.82	2031.32 3276.57	2132.50 3436.07	2241.43 3603.46	2350.40 3770.83	2459.42 3945.82	2580.02 4128.79

**MIAMI DADE COUNTY**  
**FY 2022-2023 PAY PLAN EFFECTIVE 2022-10-03**

JOB CODE NUMBER	JOB TITLE		01	02	03	04	05	06	07	08	09	10
			11	12	13	14	15	16	17	18	19	20
004118	Fire Division Chief		MIN 5125.22		MIN2 5637.75		MAX 7853.89		PAY GRADE...G92			
004119	Fire Rescue Supply Supervisor	6	1467.11 2350.40	1544.91 2459.42	1611.06 2580.02	1688.89 2712.35	1770.65 2836.95	1852.37 2976.93	1941.86 3124.82	2031.32 3276.57	2132.50 3436.07	2241.43 3603.46
004120	Fire Supply Bureau Supervisor	6	2241.43 3603.46	2350.40 3770.83	2459.42 3945.82	2580.02 4128.79	2712.35 4315.55	2836.95 4517.96	2976.93 4735.89	3124.82 4957.63	3276.57 5191.18	3436.07 5440.22
004121	Fire Rescue Dispatcher	6	1636.05 2596.57	1713.43 2714.55	1790.71 2853.01	1876.16 2987.30	1961.67 3137.80	2055.25 3288.41	2156.95 3447.14	2262.87 3614.11	2368.69 3785.01	2478.50 3980.26
004122	Fire Rescue Dispatcher Sup	6	1961.67 3137.80	2055.25 3288.41	2156.95 3447.14	2262.87 3614.11	2368.69 3785.01	2478.50 3980.26	2596.57 4163.40	2714.55 4350.77	2853.01 4572.43	2987.30 4785.46
004124	Fire Communications Officer	6	2391.85 3836.75	2508.34 4015.72	2630.51 4198.84	2758.61 4394.06	2896.83 4605.68	3039.28 4821.40	3185.79 5049.18	3340.39 5289.23	3503.05 5541.42	3665.80 5805.95
004126	Fire Rescue Processing Spec 2	6	1440.95 2177.28	1501.25 2270.46	1561.53 2371.41	1625.55 2480.13	1693.35 2592.61	1765.01 2709.03	1836.61 2829.39	1913.47 2957.51	1994.96 3097.18	2080.32 3229.09
004127	Fire Rescue Telecom Coord	6	2580.02 4128.79	2712.35 4315.55	2836.95 4517.96	2976.93 4735.89	3124.82 4957.63	3276.57 5191.18	3436.07 5440.22	3603.46 5696.98	3770.83 5969.42	3945.82 6253.46
004128	Ems Support Clerk	6	1318.40 2005.72	1370.31 2100.83	1430.79 2187.26	1487.05 2286.68	1551.89 2399.14	1616.61 2502.81	1685.88 2619.58	1767.94 2740.58	1841.52 2865.93	1923.54 2995.61
004130	Mdfr Protective Equip Sfty Tec	3	1942.18 3108.27	2032.79 3265.83	2135.22 3423.36	2237.64 3588.87	2340.11 3762.19	2450.41 3935.60	2572.48 4108.40	2698.57 4293.27	2828.58 4486.48	2970.41 4688.35
004131	Fire&Life Safety Training Rep	6	1467.11 2350.40	1544.91 2459.42	1611.06 2580.02	1688.89 2712.35	1770.65 2836.95	1852.37 2976.93	1941.86 3124.82	2031.32 3276.57	2132.50 3436.07	2241.43 3603.46
004132	Fire Rescue Processing Spec 1	6	1303.40 1933.02	1356.65 2015.32	1406.17 2101.73	1455.65 2199.65	1516.57 2293.71	1577.50 2395.73	1642.23 2505.51	1710.75 2618.27	1783.11 2736.04	1855.41 2859.18
004133	Mdfr Communications Equip Tech		MIN 1834.85		MIN2 2219.25		MAX 3248.58		PAY GRADE...GID			
004134	Fire Safety Specialist 1	6	1941.86 3124.82	2031.32 3276.57	2132.50 3436.07	2241.43 3603.46	2350.40 3770.83	2459.42 3945.82	2580.02 4128.79	2712.35 4315.55	2836.95 4517.96	2976.93 4735.89
004135	Fire Safety Specialist 2	6	2241.43 3603.46	2350.40 3770.83	2459.42 3945.82	2580.02 4128.79	2712.35 4315.55	2836.95 4517.96	2976.93 4735.89	3124.82 4957.63	3276.57 5191.18	3436.07 5440.22
004136	Mdfr Tv Producer	6	2264.06 3639.84	2374.13 3808.93	2484.25 3985.68	2606.05 4170.49	2739.74 4359.11	2865.59 4563.58	3006.99 4783.69	3156.40 5007.67	3309.65 5243.59	3470.76 5495.14
004137	Imaging Records Technician	6	1303.40 1933.02	1356.65 2015.32	1406.17 2101.73	1455.65 2199.65	1516.57 2293.71	1577.50 2395.73	1642.23 2505.51	1710.75 2618.27	1783.11 2736.04	1855.41 2859.18
004139	Mdfr Staff Scheduler	6	1467.11	1544.91	1611.06	1688.89	1770.65	1852.37	1941.86	2031.32	2132.50	2241.43



**MIAMI DADE COUNTY**  
**FY 2022-2023 PAY PLAN EFFECTIVE 2022-10-03**

JOB CODE NUMBER	JOB TITLE		←-----										→
			01	02	03	04	05	06	07	08	09	10	
			11	12	13	14	15	16	17	18	19	20	
			2350.40	2459.42	2580.02	2712.35	2836.95	2976.93	3124.82	3276.57	3436.07	3603.46	
004140	Fire Hydrant Flow Meter Spec	6	1303.40 1933.02	1356.65 2015.32	1406.17 2101.73	1455.65 2199.65	1516.57 2293.71	1577.50 2395.73	1642.23 2505.51	1710.75 2618.27	1783.11 2736.04	1855.41 2859.18	
004141	Mdfr Staffing Bureau Mgr	6	2241.43 3603.46	2350.40 3770.83	2459.42 3945.82	2580.02 4128.79	2712.35 4315.55	2836.95 4517.96	2976.93 4735.89	3124.82 4957.63	3276.57 5191.18	3436.07 5440.22	
004143	Emd Quality Assurance Spec 1	6	1688.89 2712.35	1770.65 2836.95	1852.37 2976.93	1941.86 3124.82	2031.32 3276.57	2132.50 3436.07	2241.43 3603.46	2350.40 3770.83	2459.42 3945.82	2580.02 4128.79	
004145	Emd Quality Assurance Spec 2	6	2031.32 3276.57	2132.50 3436.07	2241.43 3603.46	2350.40 3770.83	2459.42 3945.82	2580.02 4128.79	2712.35 4315.55	2836.95 4517.96	2976.93 4735.89	3124.82 4957.63	
004146	Ems Quality Assurance Admin	6	2607.28 4148.37	2727.06 4342.93	2861.61 4552.42	3003.78 4765.58	3149.65 4990.07	3302.96 5229.47	3463.86 5476.28	3624.77 5738.16	3792.98 6011.21	3968.85 6302.97	
004147	Mdfr Real Estate Manager		MIN 3240.03		MIN2 3564.00		MAX 5274.07		PAY GRADE...G06				
004148	Mdfr Aircraft Maintenance Supv	6	3302.96 5229.47	3463.86 5476.28	3624.77 5738.16	3792.98 6011.21	3968.85 6302.97	4148.37 6598.52	4342.93 6920.19	4552.42 7256.91	4765.58 7583.47	4990.07 7924.73	
004149	Fire Management Analyst Admin	6	2241.43 3603.46	2350.40 3770.83	2459.42 3945.82	2580.02 4128.79	2712.35 4315.55	2836.95 4517.96	2976.93 4735.89	3124.82 4957.63	3276.57 5191.18	3436.07 5440.22	
004150	Mdfr Investigations Spec 2	6	1834.03 2947.46	1922.64 3093.89	2011.21 3244.14	2111.40 3402.05	2219.25 3567.78	2327.13 3733.50	2435.07 3906.75	2554.46 4087.92	2685.50 4272.82	2808.86 4473.23	
004151	Occupational Health Specialist	6	2607.28 4148.37	2727.06 4342.93	2861.61 4552.42	3003.78 4765.58	3149.65 4990.07	3302.96 5229.47	3463.86 5476.28	3624.77 5738.16	3792.98 6011.21	3968.85 6302.97	
004152	Mdfr Sr Electrician Technician	3	2237.65 3592.88	2340.12 3758.38	2458.29 3931.55	2576.41 4116.78	2702.51 4309.82	2832.55 4506.83	2970.42 4723.50	3116.20 5041.54	3269.81 5166.62	3427.40 5399.13	
004156	Fire & Life Safety Educator	6	1853.20 2976.93	1941.86 3124.82	2031.32 3276.57	2132.50 3436.07	2241.43 3603.46	2350.40 3770.83	2459.42 3945.82	2580.02 4128.79	2712.35 4315.55	2836.95 4517.96	
004157	Cert Expenditure Prog Admin	6	2241.43 3603.46	2350.40 3770.83	2459.42 3945.82	2580.02 4128.79	2712.35 4315.55	2836.95 4517.96	2976.93 4735.89	3124.82 4957.63	3276.57 5191.18	3436.07 5440.22	
004158	Mdfr Lifeguard 1	6	1626.93 2478.11	1695.58 2591.83	1764.03 2709.40	1840.10 2830.92	1917.31 2960.31	1999.69 3097.56	2084.73 3238.70	2180.06 3378.29	2270.22 3530.32	2372.18 3689.17	
004159	Mdfr Lifeguard 2	6	1825.02 2809.68	1902.88 2938.04	1984.60 3074.18	2070.39 3214.27	2163.67 3358.26	2253.11 3510.06	2354.30 3668.05	2459.42 3833.06	2572.29 4005.55	2688.92 4185.83	
004160	Mgr,Mdfr Bldg Mgmt Main&Sec	6	2797.89 4451.74	2934.19 4665.82	3078.03 4883.69	3229.85 5109.41	3385.55 5350.69	3549.00 5607.55	3712.46 5868.20	3883.57 6144.54	4066.54 6437.03	4257.18 6758.91	

MIAMI DADE COUNTY  
FY 2022-2023 PAY PLAN EFFECTIVE 2022-10-03

JOB CODE NUMBER	JOB TITLE		01	02	03	04	05	06	07	08	09	10
			11	12	13	14	15	16	17	18	19	20
004161	Mgr Mdfr Trainings&Develop	6	2607.28 4148.37	2727.06 4342.93	2861.61 4552.42	3003.78 4765.58	3149.65 4990.07	3302.96 5229.47	3463.86 5476.28	3624.77 5738.16	3792.98 6011.21	3968.85 6302.97
004162	Mdfr Trng & Dev Specialist	6	1852.37 2976.93	1941.86 3124.82	2031.32 3276.57	2132.50 3436.07	2241.43 3603.46	2350.40 3770.83	2459.42 3945.82	2580.02 4128.79	2712.35 4315.55	2836.95 4517.96
004163	Mdfr Records And Resources Mgr		MIN 3240.03		MIN2 3564.00		MAX 5274.07		PAY GRADE..G06			
004164	Fire Code Compliance Admin	6	2712.35 4315.55	2836.95 4517.96	2976.93 4735.89	3124.82 4957.63	3276.57 5191.18	3436.07 5440.22	3603.46 5696.98	3770.83 5969.42	3945.82 6253.46	4128.79 6556.99
004165	Fire Plans Processor		MIN 2838.32		MIN2 3320.85		MAX 4884.34		PAY GRADE..G05			
004166	Mdfr Logistics Service Mgr	6	2607.28 4148.37	2727.06 4342.93	2861.61 4552.42	3003.78 4765.58	3149.65 4990.07	3302.96 5229.47	3463.86 5476.28	3624.77 5738.16	3792.98 6011.21	3968.85 6302.97
004167	Fire Prevention & Safety Mgr		MIN 3240.03		MIN2 3564.00		MAX 5274.07		PAY GRADE..G06			
004168	Mdfr Senior Legal Liaison		MIN 3478.47		MIN2 3826.34		MAX 5704.02		PAY GRADE..G07			
004169	Mdfr Design & Development Sup.		MIN 3240.03		MIN2 3564.00		MAX 5274.07		PAY GRADE..G06			
004170	Emergency Mgmt Coor	6	2459.42 3945.82	2580.02 4128.79	2712.35 4315.55	2836.95 4517.96	2976.93 4735.89	3124.82 4957.63	3276.57 5191.18	3436.07 5440.22	3603.46 5696.98	3770.83 5969.42
004171	Emergency Mgmt Warehouse Coor	6	1834.03 2947.46	1922.64 3093.89	2011.21 3244.14	2111.40 3402.05	2219.25 3567.78	2327.13 3733.50	2435.07 3906.75	2554.46 4087.92	2685.50 4272.82	2808.86 4473.23
004172	MDFR Procurement Div Manager		MIN 3740.26		MIN2 4114.28		MAX 6174.28		PAY GRADE..G08			
004173	Fire Rescue Section Manager		MIN 3740.26		MIN2 4114.28		MAX 6174.28		PAY GRADE..G08			
004174	Mgr Office Of Emergency Mgmt		MIN 2838.32		MIN2 3320.85		MAX 4884.34		PAY GRADE..G05			
004175	Emergency Management Planner	6	2712.35 4315.55	2836.95 4517.96	2976.93 4735.89	3124.82 4957.63	3276.57 5191.18	3436.07 5440.22	3603.46 5696.98	3770.83 5969.42	3945.82 6238.05	4128.79 6518.76
004176	MDFR Procurement Div Mgr		MIN 3740.26		MIN2 4114.28		MAX 6174.28		PAY GRADE..G08			
004177	Emergency Mgmt Intern		MIN 824.00		MIN2 891.57		MAX 1123.11		PAY GRADE..G44			
004178	Mdfr Investigations Spec 1	6	1618.94 2580.02	1694.50 2712.35	1773.90 2836.95	1853.20 2976.93	1941.86 3124.82	2031.32 3276.57	2132.50 3436.07	2241.43 3603.46	2350.40 3770.83	2459.42 3945.82
004179	Emergency Management Spec	6	1467.11 2350.40	1544.91 2459.42	1611.06 2580.02	1688.89 2712.35	1770.65 2836.95	1852.37 2976.93	1941.86 3124.82	2031.32 3276.56	2132.50 3436.07	2241.43 3603.46

MIAMI DADE COUNTY  
 FY 2022-2023 PAY PLAN EFFECTIVE 2022-10-03

JOB CODE NUMBER	JOB TITLE										
		01	02	03	04	05	06	07	08	09	10
		←									→
		11	12	13	14	15	16	17	18	19	20
004180	Mdfr Grants Section Manager	MIN 3240.03		MIN2 3564.00		MAX 5274.07		PAY GRADE..G06			
004181	Mdfr Media&Pub Relations Mgr	MIN 3478.47		MIN2 3826.34		MAX 5704.02		PAY GRADE..G07			
004182	Mdfr Finance Section Manager	MIN 3240.03		MIN2 3564.00		MAX 5274.07		PAY GRADE..G06			
004183	Mdfr Budget Section Manager	MIN 3240.03		MIN2 3564.00		MAX 5274.07		PAY GRADE..G06			
004184	Mdfr Prog&Staff Rev Div Mgr	MIN 4013.69		MIN2 4415.05		MAX 6671.50		PAY GRADE..G09			
004185	Cf Mdfr Budget & Grant Div	MIN 3740.26		MIN2 4114.28		MAX 6174.28		PAY GRADE..G08			
004186	Fire Rescue Senior Div Mgr	MIN 4321.94		MIN2 4754.15		MAX 7235.87		PAY GRADE..G10			
004187	Fire & Rescue Division Mgr	MIN 4013.69		MIN2 4415.05		MAX 6671.50		PAY GRADE..G09			
004188	Mdfr Bus Planning Sect Mgr	MIN 3240.03		MIN2 3564.00		MAX 5274.07		PAY GRADE..G06			
004189	Mdfr Pr Media Eve Coord	6 1780.60 2861.61	1866.64 3003.78	1952.63 3149.65	2049.90 3302.96	2154.62 3463.86	2259.36 3624.77	2364.13 3792.98	2480.06 3968.85	2607.28 4148.37	2727.06 4342.93
004190	Ast Dir Fire Emer Mgmt	MIN 5019.99		MIN2 5522.02		MAX 8525.75		PAY GRADE..G12			
004191	Mdfr Ast Med Protocol Phy	MIN 4321.94		MIN2 4754.15		MAX 7235.87		PAY GRADE..G10			
004192	Fire, Chief Financial Officer	MIN 4321.94		MIN2 4754.15		MAX 7235.87		PAY GRADE..G10			
004193	Sr. Fire Adv Of Res & Dom Prep	MIN 4659.31		MIN2 5125.22		MAX 7853.89		PAY GRADE..G11			
004194	Mdfr Facilities Bureau Manager	MIN 3740.26		MIN2 4114.28		MAX 6174.28		PAY GRADE..G08			
004195	Ast Fire Chief	MIN 5019.99		MIN2 5522.02		MAX 8525.75		PAY GRADE..G12			
004196	Ast Dir Mdfr Budget & Planning	MIN 5019.99		MIN2 5522.02		MAX 8525.75		PAY GRADE..G12			
004197	Deputy Fire Chief	MIN 5020.00		MIN2 5522.02		MAX 13640.25		PAY GRADE..E02			
004199	Fire Chief	MIN 5409.68		MIN2 5950.66		MAX 15309.84		PAY GRADE..E01			
004200	Mdfr Contr Contract Pln Sc Mgr	MIN 3240.03		MIN2 3564.00		MAX 5274.07		PAY GRADE..G06			
004201	Police Officer	6 1876.16 3121.16	1961.67 3277.46	2055.25 3433.87	2156.95 3598.49	2262.87 3771.70	2368.69 3949.23	2478.50 4151.98	2719.00 4342.11	2840.39 4537.50	2981.83 4741.68
004202	Police Sergeant	3 2511.06 4161.72	2629.03 4347.59	2751.13 4552.61	2889.55 4764.84	3145.43 4987.94	3298.28 5223.45	3455.22 5471.41	3620.48 5727.49	3785.73 5985.25	3967.56 6254.57

MIAMI DADE COUNTY  
FY 2022-2023 PAY PLAN EFFECTIVE 2022-10-03

JOB CODE NUMBER	JOB TITLE		←-----									
			01	02	03	04	05	06	07	08	09	10
			11	12	13	14	15	16	17	18	19	20
004203	Police Lieutenant	3	3039.28 4821.40	3185.79 5049.18	3340.39 5289.23	3503.05 5541.42	3665.80 5805.95	3836.75 6082.59	4015.72 6375.56	4198.84 6676.65	4394.06 6977.10	4605.68 7291.07
004204	Police Captain	3	3652.90 5785.44	3823.24 6061.16	4001.52 6353.07	4184.02 6653.12	4378.62 6977.52	4589.50 7317.96	4804.33 7670.67	5031.34 8039.59	5270.58 8401.38	5521.91 8779.44
004205	Police Major		MIN 4754.15		MIN2 5229.55		MAX 7235.87		PAY GRADE...G90			
004219	Police Property Evidence Sup	6	2241.43 3603.46	2350.40 3770.83	2459.42 3945.82	2580.02 4128.79	2712.35 4315.55	2836.95 4517.96	2976.93 4735.89	3124.82 4957.63	3276.57 5191.18	3436.07 5440.22
004220	Fingerprint Analyst 1	6	1876.16 2987.30	1961.67 3137.80	2055.25 3288.41	2156.95 3447.14	2262.87 3614.11	2368.69 3785.01	2478.50 3980.26	2596.57 4163.40	2714.55 4354.69	2853.01 4550.00
004221	Fingerprint Analyst 2	3	2507.02 4012.80	2625.06 4204.08	2751.13 4407.64	2881.45 4619.21	3019.75 4838.99	3170.38 5070.99	3316.95 5315.20	3483.83 5580.99	3654.66 5860.04	3829.63 6153.06
004222	Latent Fingerprint Examiner	3	2507.02 4012.80	2625.06 4204.08	2751.13 4407.64	2881.45 4619.21	3019.75 4838.99	3170.38 5070.99	3316.95 5315.20	3483.83 5580.99	3654.66 5860.04	3829.63 6153.06
004224	Fingerprint Supervisor	3	2880.64 4617.93	3018.87 4837.64	3169.41 5069.52	3315.92 5313.67	3482.83 5568.26	3653.70 5834.96	3828.56 6114.38	4011.66 6407.28	4202.94 6695.58	4406.35 6996.90
004225	Fingerprint Superintendent	3	3169.41 5069.52	3315.92 5313.67	3482.83 5568.26	3653.70 5834.96	3828.56 6114.38	4011.66 6407.28	4202.94 6695.58	4406.35 6996.90	4617.93 7346.71	4837.64 7714.07
004243	Mdpd Armorer	6	1852.37 2976.93	1941.86 3124.82	2031.32 3276.57	2132.50 3436.07	2241.43 3603.46	2350.40 3770.83	2459.42 3945.82	2580.02 4128.79	2712.35 4315.55	2836.95 4517.96
004245	Criminalist 1	6	2055.25 3288.41	2156.95 3447.14	2262.87 3614.11	2368.69 3785.01	2478.50 3980.26	2596.57 4163.40	2714.55 4354.69	2853.01 4550.00	2987.30 4765.77	3137.80 4989.57
004246	Criminalist 2	6	2397.13 3837.83	2511.06 4033.18	2629.03 4216.29	2751.13 4411.69	2889.55 4611.10	3023.89 4830.82	3178.52 5058.66	3333.20 5290.79	3491.83 5543.00	3658.83 5803.52
004248	Mdpd Criminalist Supervisor	6	2629.03 4216.29	2751.13 4411.69	2889.55 4611.10	3023.89 4830.82	3178.52 5058.66	3333.20 5290.79	3491.83 5543.00	3658.83 5803.52	3837.83 6064.70	4033.18 6337.63
004251	Mdpd Crim Intel & Records Mgr	6	3003.78 4765.58	3149.65 4990.07	3302.96 5229.47	3463.86 5476.28	3624.77 5738.16	3792.98 6011.21	3968.85 6302.97	4148.37 6598.52	4342.93 6920.19	4552.42 7256.91
004252	Mdpd Intelligence Analyst	6	1941.86 3124.82	2031.32 3276.57	2132.50 3436.07	2241.43 3603.46	2350.40 3770.83	2459.42 3945.82	2580.02 4128.79	2712.35 4315.55	2836.95 4517.96	2976.93 4735.89
004253	Mdpd Intelligence Analyst Sup	6	2350.40 3770.83	2459.42 3945.82	2580.02 4128.79	2712.35 4315.55	2836.95 4517.96	2976.93 4735.89	3124.82 4957.63	3276.57 5191.18	3436.07 5440.22	3603.46 5696.98
004254	Mdpd Forensic Bureau Commander		MIN 4754.15		MIN2 5229.55		MAX 7235.87		PAY GRADE...G90			

MIAMI DADE COUNTY  
FY 2022-2023 PAY PLAN EFFECTIVE 2022-10-03

JOB CODE NUMBER	JOB TITLE										
		01	02	03	04	05	06	07	08	09	10
		←									→
		11	12	13	14	15	16	17	18	19	20
004256	Police Legal Advisor	MIN 3240.03		MIN2 3564.00		MAX 5274.07		PAY GRADE..G06			
004257	Police Legal Advisor	MIN 3478.47		MIN2 3826.34		MAX 5704.02		PAY GRADE..G07			
	Sup										
004258	Police Legal Advisor	MIN 3740.26		MIN2 4114.28		MAX 6174.28		PAY GRADE..G08			
	Manager										
004259	Police Chaplain Coordinator	6 2241.43 3603.46	2350.40 3770.83	2459.42 3945.82	2580.02 4128.79	2712.35 4315.55	2836.95 4517.96	2976.93 4735.89	3124.82 4957.63	3276.57 5191.18	3436.07 5440.22
004260	Comm,Mdpd Inform Services	MIN 4754.15		MIN2 5229.55		MAX 7235.87		PAY GRADE..G90			
004261	Commander, Police Legal Bureau	MIN 4754.15		MIN2 5229.55		MAX 7235.87		PAY GRADE..G90			
004262	Mdpd Gov Aff Lgl Research Anl	MIN 2838.32		MIN2 3320.85		MAX 4884.34		PAY GRADE..G05			
004264	Sr Police Bureau Commander	MIN 3740.26		MIN2 4114.28		MAX 6174.28		PAY GRADE..G08			
004265	Executive Sr Bureau Commander	MIN 4754.15		MIN2 5229.55		MAX 7235.87		PAY GRADE..G90			
004266	Police Psychologist Supervisor	MIN 3478.47		MIN2 3826.34		MAX 5704.02		PAY GRADE..G07			
004267	Police Psychologist	MIN 2838.32		MIN2 3320.85		MAX 4884.34		PAY GRADE..G05			
004269	Mdpd Forensic Artist	6 1688.89 2712.35	1770.65 2836.95	1852.37 2976.93	1941.86 3124.82	2031.32 3276.57	2132.50 3436.07	2241.43 3603.46	2350.40 3765.63	2459.42 3935.00	2580.02 4112.09
004270	Mdpd Photographer	6 1688.89 2712.35	1770.65 2836.95	1852.37 2976.93	1941.86 3124.82	2031.32 3276.57	2132.50 3436.07	2241.43 3603.46	2350.40 3765.63	2459.42 3935.00	2580.02 4112.09
004271	Photographic Supervisor	6 1852.37 2976.93	1941.86 3124.82	2031.32 3276.57	2132.50 3436.07	2241.43 3603.46	2350.40 3770.83	2459.42 3945.82	2580.02 4128.79	2712.35 4315.55	2836.95 4517.96
004272	Police Mental Health Manager	MIN 3740.26		MIN2 4114.28		MAX 6174.28		PAY GRADE..G08			
004276	Mgr, Mdpd Human Resources Sect	MIN 3240.03		MIN2 3564.00		MAX 5274.07		PAY GRADE..G06			
004277	Manager, Mdpd Crime Lab	MIN 2866.70		MIN2 3354.06		MAX 4933.18		PAY GRADE..G05			
004282	Police Counselor Supervisor	MIN 2838.32		MIN2 3320.85		MAX 4884.34		PAY GRADE..G05			
004283	Police Counselor	MIN 2502.21		MIN2 2927.61		MAX 4241.04		PAY GRADE..G03			
004284	Executive Ast Department Dir	MIN 3240.03		MIN2 3564.00		MAX 5274.07		PAY GRADE..G06			
004285	Cf,Mdpd Executive Ops Division	MIN 5125.22		MIN2 5637.75		MAX 7853.89		PAY GRADE..G92			
004286	Mdpd Executive Officer	MIN 4013.69		MIN2 4415.05		MAX 6671.50		PAY GRADE..G09			

MIAMI DADE COUNTY  
FY 2022-2023 PAY PLAN EFFECTIVE 2022-10-03

JOB CODE NUMBER	JOB TITLE											
		01	02	03	04	05	06	07	08	09	10	
←-----												
11      12      13      14      15      16      17      18      19      20												
004287	Police Division Chief	MIN 5125.22		MIN2 5637.75		MAX 7853.89				PAY GRADE...G92		
004290	Ast Dir Mdpd	MIN 5019.99		MIN2 5522.02		MAX 8525.75				PAY GRADE...G12		
004297	Dep Dir Miami Dade Police Dept	MIN 5020.00		MIN2 5522.02		MAX 13640.25				PAY GRADE...E02		
004298	Director Md Police Department	MIN 5409.68		MIN2 5950.66		MAX 15309.84				PAY GRADE...E01		
004299	Sr Advisor For Public Safety	MIN 5019.99		MIN2 5522.02		MAX 8525.75				PAY GRADE...G12		
004301	Public Service Aide	6 1368.58	1437.77	1506.45	1576.00	1643.22	1718.35	1793.33	1876.33	1961.67	2055.25	
		2156.95	2262.87	2368.69	2478.50	2596.57	2714.55	2853.01	2987.30	3131.65	3288.41	
004302	Mdpd School Crossing Guard			\$15.00, \$15.59, \$16.27, \$16.91, \$17.65, \$18.39, \$19.18 FLAT HOURLY RATE								
004306	Police Prop Evidence Spec 1	6 1338.90	1395.93	1465.07	1534.33	1615.67	1684.93	1766.24	1851.76	1937.23	2030.84	
		2124.41	2230.31	2344.14	2458.19	2572.17	2698.30	2836.60	2966.85	3113.39	3268.00	
004307	Police Prop Evidence Spec 2	6 1544.91	1611.06	1688.89	1770.65	1852.37	1941.86	2031.32	2132.50	2241.43	2350.40	
		2459.42	2580.02	2712.35	2836.95	2976.93	3124.82	3276.57	3436.07	3603.46	3770.83	
004308	Mdpd Court Support Spec 1	6 1424.45	1493.65	1566.84	1636.05	1713.43	1790.71	1876.16	1961.67	2055.25	2156.95	
		2262.87	2368.69	2478.50	2596.57	2714.55	2853.01	2987.30	3137.80	3288.41	3447.14	
004309	Mdpd Court Support Spec 2	3 1876.16	1961.67	2055.25	2156.95	2262.87	2368.69	2478.50	2596.57	2714.55	2853.01	
		2987.30	3137.80	3288.41	3447.14	3614.11	3785.01	3980.26	4163.40	4354.69	4550.00	
004312	Police Records Specialist 1	6 1236.00	1284.67	1341.37	1394.10	1454.90	1515.57	1580.52	1657.45	1726.42	1803.31	
		1880.37	1969.52	2050.55	2143.76	2249.19	2346.38	2455.86	2569.29	2686.82	2808.39	
004313	Mdpd Digital Evidence Spec 1	6 1417.85	1479.49	1541.20	1606.65	1676.00	1749.26	1822.42	1899.50	1980.33	2065.15	
		2161.44	2253.94	2354.18	2461.99	2573.70	2689.30	2808.86	2947.46	3093.89	3244.14	
004314	Mdpd Digital Evidence Spec 2	6 1541.20	1606.65	1676.00	1749.26	1822.42	1899.50	1980.33	2065.15	2161.44	2253.94	
		2354.18	2461.99	2573.70	2689.30	2808.86	2935.87	3074.59	3213.00	3341.48	3475.18	
004315	Mdpd Digital Evidence Supv	6 1749.26	1822.42	1899.50	1980.33	2065.15	2161.44	2253.94	2354.18	2461.99	2573.70	
		2689.30	2808.86	2935.87	3074.59	3213.00	3341.48	3475.16	3631.53	3794.97	3965.73	
004319	Mdpd Warrants Tech	6 1294.03	1346.94	1395.94	1445.11	1505.53	1566.08	1630.25	1698.24	1770.12	1841.84	
		1918.49	2000.14	2085.80	2183.05	2276.48	2377.72	2486.62	2599.44	2716.19	2836.95	
004321	Police Records Tech 1	6 1294.03	1346.94	1395.94	1445.11	1505.53	1566.08	1630.25	1698.24	1770.12	1841.84	
		1918.49	2000.14	2085.80	2183.05	2276.48	2377.72	2486.62	2599.44	2716.19	2836.95	
004322	Police Records Tech 2	6 1432.02	1494.29	1556.62	1622.71	1692.76	1766.75	1840.65	1918.49	2000.14	2085.80	
		2183.05	2276.48	2377.72	2486.62	2599.44	2716.19	2836.95	2976.93	3124.82	3276.57	
004323	Police Records Tech 3	6 1556.62	1622.71	1692.76	1766.75	1840.65	1918.49	2000.14	2085.80	2183.05	2276.48	

MIAMI DADE COUNTY  
FY 2022-2023 PAY PLAN EFFECTIVE 2022-10-03

JOB CODE NUMBER	JOB TITLE		01	02	03	04	05	06	07	08	09	10
			←									→
			11	12	13	14	15	16	17	18	19	20
			2377.72	2486.62	2599.44	2716.19	2836.95	2965.23	3105.34	3245.14	3374.91	3509.93
004324	Police Records Tech Sup	6	1766.75 2716.19	1840.65 2836.95	1918.49 2965.23	2000.14 3105.34	2085.80 3245.14	2183.05 3374.91	2276.48 3509.91	2377.72 3667.85	2486.62 3832.93	2599.44 4005.38
004326	Mdpd Crossing Guard Sup	6	1236.00 1880.37	1284.67 1969.52	1341.37 2050.55	1394.10 2143.76	1454.90 2249.19	1515.57 2346.38	1580.52 2455.86	1657.45 2569.29	1726.42 2686.82	1803.31 2808.39
004328	School Crossing Guard Coor	6	1455.33 2253.11	1517.69 2358.24	1591.57 2467.17	1657.80 2580.02	1731.64 2696.76	1805.62 2825.11	1891.23 2961.41	1969.04 3097.58	2058.55 3241.50	2159.79 3393.37
004329	Sch Crossing Guard Prog Admin	6	2435.07 3906.75	2554.46 4087.92	2685.50 4272.82	2808.86 4473.23	2947.46 4688.99	3093.89 4908.54	3244.14 5139.77	3402.05 5386.35	3567.78 5640.57	3733.50 5910.32
004330	Police Admin Coordinator	6	1564.13 2504.87	1639.69 2633.36	1719.08 2754.33	1798.41 2890.22	1885.30 3033.81	1972.16 3181.14	2070.39 3335.98	2176.16 3498.50	2281.95 3661.02	2387.77 3830.90
004332	Mdpd Investigative Spec	6	1618.94 2580.02	1694.50 2712.35	1773.90 2836.95	1853.20 2976.93	1941.86 3124.82	2031.32 3276.57	2132.50 3436.07	2241.43 3603.46	2350.40 3770.83	2459.42 3945.82
004334	Police Station Specialist	6	1395.94 2085.80	1445.11 2183.05	1505.53 2276.48	1566.08 2377.72	1630.25 2486.62	1698.24 2599.44	1770.12 2716.19	1841.84 2836.95	1918.49 2965.23	2000.14 3105.34
004335	Police Crime Scene Technician	6	1756.16 2808.58	1834.66 2947.15	1922.44 3093.59	2011.01 3243.80	2111.18 3401.70	2219.02 3567.40	2326.90 3733.14	2434.82 3906.37	2554.22 4087.52	2685.22 4272.39
004336	Police Crime Analysis Spec	6	1618.94 2580.02	1694.50 2712.35	1773.90 2836.95	1853.20 2976.93	1941.86 3124.82	2031.32 3276.57	2132.50 3436.07	2241.43 3603.46	2350.40 3770.83	2459.42 3945.82
004341	Mdpd Community Education Spec	6	1467.11 2350.40	1544.91 2459.42	1611.06 2580.02	1688.89 2712.35	1770.65 2836.95	1852.37 2976.93	1941.86 3124.82	2031.32 3276.57	2132.50 3436.07	2241.43 3603.46
004342	Mdpd Real Time Crime Ctr Spec	6	1756.34 2808.86	1834.85 2947.46	1922.64 3093.89	2011.21 3244.14	2111.40 3402.05	2219.25 3567.78	2327.13 3733.50	2435.07 3906.75	2554.46 4087.92	2685.50 4272.82
004345	Mdpd Information Compl Officer		MIN 2918.65		MIN2 3533.38		MAX 4882.80		PAY GRADE..GIG			
004348	Police Computerized Rpt Spec 2	6	1318.40 2005.72	1370.31 2100.83	1430.79 2187.26	1487.05 2286.68	1551.89 2399.14	1616.61 2502.81	1685.88 2619.58	1767.94 2740.58	1841.52 2865.93	1923.54 2995.61
004349	Police Computerized Rpt Spec 3	6	1303.40 1933.02	1356.65 2015.32	1406.17 2101.64	1455.65 2199.69	1516.57 2293.71	1577.50 2395.73	1642.23 2503.52	1710.75 2616.18	1783.11 2733.89	1855.41 2856.95
004351	Division Dir Jsd Operations		MIN 4013.69		MIN2 4415.05		MAX 6671.50		PAY GRADE..G09			
004359	Mdpd Business Mgmt Officer	6	2176.16 3498.50	2281.95 3661.02	2387.77 3830.90	2504.87 4008.53	2633.36 4189.84	2754.33 4386.37	2890.22 4597.95	3033.81 4813.24	3181.14 5039.98	3335.98 5281.77

**MIAMI DADE COUNTY**  
**FY 2022-2023 PAY PLAN EFFECTIVE 2022-10-03**

JOB CODE NUMBER	JOB TITLE		01	02	03	04	05	06	07	08	09	10
			←-----									
			11	12	13	14	15	16	17	18	19	20
004361	Police Financial Investigator	6	2350.40 3770.83	2459.42 3945.82	2580.02 4128.79	2712.35 4315.55	2836.95 4517.96	2976.93 4735.89	3124.82 4957.63	3276.57 5191.18	3436.07 5440.22	3603.46 5696.98
004362	Mdpd Mail Center Supervisor	6	1455.33 2253.11	1517.69 2358.24	1591.57 2467.17	1657.80 2580.02	1731.64 2696.76	1805.62 2825.11	1891.23 2961.41	1969.04 3097.58	2058.55 3241.50	2159.79 3393.37
004368	Mdpd Tv Producer	6	2241.43 3603.46	2350.40 3770.83	2459.42 3945.82	2580.02 4128.79	2712.35 4315.55	2836.95 4517.96	2976.93 4735.89	3124.82 4957.63	3276.57 5191.18	3436.07 5440.22
004369	Mdpd Tv Producer Supervisor	6	2459.42 3945.82	2580.02 4128.79	2712.35 4315.55	2836.95 4517.96	2976.93 4735.89	3124.82 4957.63	3276.57 5191.18	3436.07 5440.22	3603.46 5696.98	3770.83 5969.42
004371	Mdpd Fleet Management Manager		MIN 2838.32		MIN2 3320.85		MAX 4884.34		PAY GRADE...G05			
004372	Mdpd Wellness Program Speciali	6	1440.93 2230.80	1502.67 2334.89	1575.81 2442.74	1641.38 2554.46	1714.49 2670.05	1787.74 2797.14	1872.51 2932.09	1949.54 3066.92	2038.17 3209.42	2138.40 3359.77
004373	Mdpd Asset Forfeiture Manager	6	2716.40 4322.08	2848.73 4529.92	2988.38 4741.45	3135.78 4960.59	3286.94 5194.84	3445.63 5444.22	3604.33 5697.28	3770.46 5965.57	3948.10 6249.54	4133.18 6562.05
004374	Mdpd Wellness Prog Fac Mgr	6	2241.43 3603.46	2350.40 3770.83	2459.42 3945.82	2580.02 4128.79	2712.35 4315.55	2836.95 4517.96	2976.93 4735.89	3124.82 4957.63	3276.57 5191.18	3436.07 5440.22
004375	Mdpd Bldg Management Sup	6	2580.02 4128.79	2712.35 4315.55	2836.95 4517.96	2976.93 4735.89	3124.82 4957.63	3276.57 5191.18	3436.07 5440.22	3603.46 5696.98	3770.83 5969.42	3945.82 6253.46
004380	Police Dispatcher	6	1636.05 2596.57	1713.43 2714.55	1790.71 2853.01	1876.16 2987.30	1961.67 3137.80	2055.25 3288.41	2156.95 3447.14	2262.87 3614.11	2368.69 3785.01	2478.50 3980.26
004381	Police Dispatch Supervisor 1	6	1790.71 2853.01	1876.16 2987.30	1961.67 3137.80	2055.25 3288.41	2156.95 3447.14	2262.87 3614.11	2368.69 3785.01	2478.50 3980.26	2596.57 4163.40	2714.55 4350.77
004382	Police Dispatch Supervisor 2	6	2055.25 3288.41	2156.95 3447.14	2262.87 3614.11	2368.69 3785.01	2478.50 3980.26	2596.57 4163.40	2714.55 4354.69	2853.01 4550.00	2987.30 4765.77	3137.80 4989.57
004383	Mdpd 911 Communication Mgr		MIN 3478.47		MIN2 3826.34		MAX 5704.02		PAY GRADE...G07			
004384	Police Complaint Officer	6	1636.05 2596.57	1713.43 2714.55	1790.71 2853.01	1876.16 2987.30	1961.67 3137.80	2055.25 3288.41	2156.95 3447.14	2262.87 3614.11	2368.69 3785.01	2478.50 3980.26
004385	Police Complaint Sup 1	6	1790.71 2853.01	1876.16 2987.30	1961.67 3137.80	2055.25 3288.41	2156.95 3447.14	2262.87 3614.11	2368.69 3785.01	2478.50 3980.26	2596.57 4163.40	2714.55 4350.77
004386	Police Complaint Sup 2	6	2055.25 3288.41	2156.95 3447.14	2262.87 3614.11	2368.69 3785.01	2478.50 3980.26	2596.57 4163.40	2714.55 4354.69	2853.01 4550.00	2987.30 4765.77	3137.80 4989.57
004387	Police Communications Coor	6	2391.85 3836.75	2508.34 4015.72	2630.51 4198.84	2758.61 4394.06	2896.83 4605.68	3039.28 4821.40	3185.79 5049.18	3340.39 5289.23	3503.05 5541.42	3665.80 5805.95



MIAMI DADE COUNTY  
FY 2022-2023 PAY PLAN EFFECTIVE 2022-10-03

JOB CODE NUMBER	JOB TITLE	←-----										→
		01	02	03	04	05	06	07	08	09	10	
		11	12	13	14	15	16	17	18	19	20	
004390	Dir Juvenile Services Dept	MIN 5409.68		MIN2 5950.66		MAX 15309.84		PAY GRADE..E01				
004392	Juvenile Support Clerk	6	1236.00 1880.37	1284.67 1969.52	1341.37 2050.55	1394.10 2143.76	1454.90 2249.19	1515.57 2346.38	1580.52 2455.86	1657.45 2569.29	1726.42 2686.82	1803.31 2808.39
004393	Juvenile Support Specialist 1	6	1296.55 1993.79	1353.08 2091.90	1409.60 2182.27	1469.93 2284.09	1541.60 2389.54	1605.66 2498.88	1677.21 2611.96	1748.80 2736.36	1831.73 2868.19	1907.13 3000.16
004395	Juvenile Support Specialist 2	6	1410.27 2259.36	1485.05 2364.13	1548.64 2480.06	1623.46 2607.28	1702.06 2727.06	1780.60 2861.61	1866.64 3003.78	1952.63 3149.65	2049.90 3302.96	2154.62 3463.86
004396	Juvenile Assessment Cnstr	6	1544.91 2459.42	1611.06 2580.02	1688.89 2712.35	1770.65 2836.95	1852.37 2976.93	1941.86 3124.82	2031.32 3276.57	2132.50 3436.07	2241.43 3603.46	2350.40 3770.83
004397	Juvenile Assessment Cnstr Sup 1	6	2031.32 3276.57	2132.50 3436.07	2241.43 3603.46	2350.40 3770.83	2459.42 3945.82	2580.02 4128.79	2712.35 4315.55	2836.95 4517.96	2976.93 4735.89	3124.82 4957.63
004398	Juvenile Assessment Cnstr Sup 2	6	2241.43 3603.46	2350.40 3770.83	2459.42 3945.82	2580.02 4128.79	2712.35 4315.55	2836.95 4517.96	2976.93 4735.89	3124.82 4957.63	3276.57 5191.18	3436.07 5440.22
004399	Juvenile Assessment Sup	6	1852.37 2976.93	1941.86 3124.82	2031.32 3276.57	2132.50 3436.07	2241.43 3603.46	2350.40 3770.83	2459.42 3945.82	2580.02 4128.79	2712.35 4315.55	2836.95 4517.96
004400	Div Dir, Jsd Admtv Spt & Res	MIN 3740.26		MIN2 4114.28		MAX 6174.28		PAY GRADE..G08				
004402	Jsd Civil Citation Specialist	6	1470.03 2275.87	1533.02 2382.05	1607.62 2492.07	1674.52 2606.05	1749.10 2723.98	1823.85 2853.64	1910.33 2991.33	1988.91 3128.86	2079.34 3274.24	2181.58 3427.62
004403	Jsd Prevention Coordinator	6	1852.37 2976.93	1941.86 3124.82	2031.32 3276.57	2132.50 3436.07	2241.43 3603.46	2350.40 3770.83	2459.42 3945.82	2580.02 4128.79	2712.35 4315.55	2836.95 4517.96
004404	Jsd Community Initiative Mgr	MIN 3240.03		MIN2 3564.00		MAX 5274.07		PAY GRADE..G06				
004405	Jsd Grant & Fiscal Coordinator	6	2241.43 3603.46	2350.40 3770.83	2459.42 3945.82	2580.02 4128.79	2712.35 4315.55	2836.95 4517.96	2976.93 4735.89	3124.82 4957.63	3276.57 5191.18	3436.07 5440.22
004409	Jsd Fiscal & Hr Manager	MIN 2652.39		MIN2 3103.32		MAX 4528.27		PAY GRADE..G04				
004410	Mgr Jsd Care Cust & Diversion	MIN 3240.03		MIN2 3564.00		MAX 5274.07		PAY GRADE..G06				
004411	Jsd Fiscal Resources Manager	MIN 3240.03		MIN2 3564.00		MAX 5274.07		PAY GRADE..G06				
004412	Jsd Statistics & Research Spec	6	2241.43 3603.46	2350.40 3770.83	2459.42 3945.82	2580.02 4128.79	2712.35 4315.55	2836.95 4517.96	2976.93 4735.89	3124.82 4957.63	3276.57 5191.18	3436.07 5440.22
004430	Mdfr Prog&Staff Analyst 1	6	2176.16 3498.50	2281.95 3661.02	2387.77 3830.90	2504.87 4008.53	2633.36 4189.84	2754.33 4386.37	2890.22 4597.95	3033.81 4813.24	3181.14 5039.98	3335.98 5281.77

MIAMI DADE COUNTY  
FY 2022-2023 PAY PLAN EFFECTIVE 2022-10-03

JOB CODE NUMBER	JOB TITLE		←-----									
			01	02	03	04	05	06	07	08	09	10
			11	12	13	14	15	16	17	18	19	20
004431	Mdfr Prog&Staff Analyst 2	6	2387.77 3830.90	2504.87 4008.53	2633.36 4189.84	2754.33 4386.37	2890.22 4597.95	3033.81 4813.24	3181.14 5039.98	3335.98 5281.77	3498.50 5531.05	3661.02 5795.55
004502	Correctional Officer	6	1713.43 2834.54	1790.71 2978.23	1876.16 3117.52	1961.67 3273.95	2055.25 3430.13	2258.54 3595.00	2367.62 3756.77	2475.77 3925.83	2589.54 4102.51	2712.14 4287.13
004503	Correctional Corporal	6	1876.16 3121.16	1961.67 3277.46	2055.25 3433.87	2156.95 3598.49	2262.87 3771.70	2368.69 3949.23	2478.50 4151.98	2719.00 4342.11	2840.39 4537.50	2981.83 4741.68
004504	Correctional Sergeant	3	2511.06 4161.72	2629.03 4347.59	2751.13 4552.61	2889.55 4764.84	3145.43 4987.94	3298.28 5223.45	3455.22 5471.41	3620.48 5727.49	3785.73 5985.25	3967.56 6254.57
004505	Correctional Lieutenant	3	3028.64 4804.33	3174.55 5031.34	3328.58 5270.58	3490.73 5521.91	3652.90 5785.44	3823.24 6061.16	4001.52 6353.07	4184.02 6653.12	4378.62 6952.51	4589.50 7265.37
004506	Correctional Captain		MIN 4114.28		MIN2 4525.72		MAX 6174.27		PAY GRADE..G89			
004507	Neighborhood Safety Manager		MIN 4013.69		MIN2 4415.05		MAX 6671.50		PAY GRADE..G09			
004508	C&R Inmate Telephone Sys Admin	6	2712.35 4315.55	2836.95 4517.96	2976.93 4735.89	3124.82 4957.63	3276.57 5191.18	3436.07 5440.22	3603.46 5696.98	3770.83 5971.67	3945.82 6253.46	4128.89 6556.99
004509	C&R Cook 1	3	1478.49 2329.14	1539.42 2446.67	1615.62 2564.28	1687.90 2689.75	1764.03 2819.10	1851.62 2956.39	1933.02 3101.55	2027.13 3254.42	2125.12 3411.13	2227.09 3575.94
004510	C&R Cook 2	6	1544.91 2459.42	1611.06 2580.02	1688.89 2712.35	1770.65 2836.95	1852.37 2976.93	1941.86 3124.82	2031.32 3276.57	2132.50 3436.07	2241.43 3603.46	2350.40 3770.83
004515	Correctional Prop Custodian	6	1303.41 1933.02	1356.65 2015.32	1406.17 2101.73	1455.65 2199.65	1516.57 2293.71	1577.47 2395.73	1642.23 2505.48	1710.75 2619.15	1783.11 2736.84	1855.41 2858.29
004516	C&R Property Room Sup	6	1544.91 2459.42	1611.06 2580.02	1688.89 2712.35	1770.65 2836.95	1852.37 2976.93	1941.86 3124.82	2031.32 3276.57	2132.50 3436.07	2241.43 3603.46	2350.40 3770.83
004519	Correctional Aide	6	1236.00 1880.37	1284.67 1969.52	1341.37 2050.55	1394.10 2143.76	1454.90 2249.19	1515.57 2346.38	1580.52 2455.86	1657.45 2569.29	1726.42 2686.82	1803.31 2808.39
004520	Corrections Technician	6	1294.03 1918.49	1346.94 2000.14	1395.94 2085.80	1445.11 2183.05	1505.53 2276.48	1566.08 2377.72	1630.25 2486.62	1698.24 2599.44	1770.12 2716.19	1841.84 2836.95
004522	C&R Inmate Svc Tech	6	1280.30 2031.32	1334.78 2132.50	1400.85 2241.43	1467.11 2350.40	1544.91 2459.42	1611.06 2580.02	1688.89 2712.35	1770.65 2836.95	1852.37 2976.93	1941.86 3124.82
004523	Correctional Counselor 1	6	1611.06 2580.02	1688.89 2712.35	1770.65 2836.95	1852.37 2976.93	1941.86 3124.82	2031.32 3276.57	2132.50 3436.07	2241.43 3603.46	2350.40 3770.83	2459.42 3945.82
004524	Correctional Counselor 2	6	1941.86 3124.82	2031.32 3276.57	2132.50 3436.07	2241.43 3603.46	2350.40 3770.83	2459.42 3945.82	2580.02 4128.79	2712.35 4315.55	2836.95 4517.96	2976.93 4735.89

**MIAMI DADE COUNTY**  
**FY 2022-2023 PAY PLAN EFFECTIVE 2022-10-03**

JOB CODE NUMBER	JOB TITLE		01	02	03	04	05	06	07	08	09	10
			11	12	13	14	15	16	17	18	19	20
004526	C&R Commissary Specialist	6	1350.71 2132.50	1414.86 2241.43	1479.16 2350.40	1554.69 2459.42	1618.94 2580.02	1694.50 2712.35	1773.90 2836.95	1853.20 2976.93	1941.86 3124.82	2031.32 3276.57
004527	C&R Chaplain&Ministries Coor	6	2241.43 3603.46	2350.40 3770.83	2459.42 3945.82	2580.02 4128.79	2712.35 4315.55	2836.95 4517.96	2976.93 4735.89	3124.82 4957.63	3276.57 5191.18	3436.07 5440.22
004528	C&R Commissary Supervisor	6	1852.37 2976.93	1941.86 3124.82	2031.32 3276.57	2132.50 3436.07	2241.43 3603.46	2350.40 3770.83	2459.42 3945.82	2580.02 4128.79	2712.35 4315.55	2836.95 4517.96
004529	C&R Food Services Sup 1	6	1435.85 2218.07	1494.29 2319.31	1564.33 2428.21	1634.37 2541.12	1704.47 2653.96	1778.38 2778.53	1856.21 2906.86	1941.86 3037.68	2027.48 3174.36	2120.82 3317.21
004530	C&R Food Services Sup 2	6	1852.37 2976.93	1941.86 3124.82	2031.32 3276.57	2132.50 3436.07	2241.43 3603.46	2350.40 3770.83	2459.42 3945.82	2580.02 4128.79	2712.35 4315.55	2836.95 4517.96
004531	C&R Food Service Supervisor 3	6	2241.43 3603.46	2350.40 3770.83	2459.42 3945.82	2580.02 4128.79	2712.35 4315.55	2836.95 4517.96	2976.93 4735.89	3124.82 4957.63	3276.57 5191.18	3436.07 5440.22
004532	C & R Food Services Manager	6	2607.28 4148.37	2727.06 4342.93	2861.61 4552.42	3003.78 4765.58	3149.65 4990.07	3302.96 5229.47	3463.86 5476.28	3624.77 5738.16	3792.98 6011.21	3968.85 6302.97
004533	C&R Intelligence Analyst	6	1941.86 3124.82	2031.32 3276.57	2132.50 3436.07	2241.43 3603.46	2350.40 3770.83	2459.42 3945.82	2580.02 4128.79	2712.35 4315.55	2836.95 4517.96	2976.93 4735.89
004535	C&R Investigations Spec 1	6	1618.94 2580.02	1694.50 2712.35	1773.90 2836.95	1853.20 2976.93	1941.86 3124.82	2031.32 3276.57	2132.50 3436.07	2241.43 3603.46	2350.40 3770.83	2459.42 3945.82
004536	C&R Investigations Spec 2	6	1852.37 2976.93	1941.86 3124.82	2031.32 3276.57	2132.50 3436.07	2241.43 3603.46	2350.40 3770.83	2459.42 3945.82	2580.02 4128.79	2712.35 4315.55	2836.95 4517.96
004540	C&R Pre-Trial Svc Tech	6	1297.81 2031.32	1350.71 2132.50	1414.86 2241.43	1479.16 2350.40	1554.69 2459.42	1618.94 2580.02	1694.50 2712.35	1773.90 2836.95	1853.20 2976.93	1941.86 3124.82
004541	C&R Pre-Trial Svc Officer 1	6	1611.06 2580.02	1688.89 2712.35	1770.65 2836.95	1852.37 2976.93	1941.86 3124.82	2031.32 3276.57	2132.50 3436.07	2241.43 3603.46	2350.40 3770.83	2459.42 3945.82
004542	C&R Pre-Trial Svc Officer 2	6	1941.86 3124.82	2031.32 3276.57	2132.50 3436.07	2241.43 3603.46	2350.40 3770.83	2459.42 3945.82	2580.02 4128.79	2712.35 4315.55	2836.95 4517.96	2976.93 4735.89
004545	C&R Laundry Specialist	6	1109.22 1626.93	1154.96 1695.58	1200.64 1764.03	1246.23 1840.10	1291.97 1917.31	1345.26 1999.69	1394.77 2086.00	1440.42 2180.06	1505.20 2270.22	1566.10 2372.18
004549	Corrections Fire Insp Spec	6	1546.61 2580.02	1616.89 2712.35	1690.49 2836.95	1853.20 2976.93	1941.86 3124.82	2031.32 3276.57	2132.50 3436.07	2241.43 3603.46	2350.40 3770.83	2459.42 3945.82
004550	C&R Inmate Services Admin	6	2797.89 4451.74	2934.19 4665.82	3078.03 4883.69	3229.85 5109.41	3385.55 5350.69	3549.00 5607.55	3712.46 5868.20	3883.57 6144.54	4066.54 6437.03	4257.18 6758.91

MIAMI DADE COUNTY  
FY 2022-2023 PAY PLAN EFFECTIVE 2022-10-03

JOB CODE NUMBER	JOB TITLE		01	02	03	04	05	06	07	08	09	10
			11	12	13	14	15	16	17	18	19	20
004552	C&R Supply Spec	6	1301.70 1922.34	1349.04 2003.62	1404.32 2089.06	1455.52 2178.43	1506.83 2280.01	1570.04 2377.55	1633.21 2483.21	1700.21 2597.06	1771.21 2713.90	1846.25 2836.02
004553	C&R Supply Sup	6	1467.11 2350.40	1544.91 2459.42	1611.06 2580.02	1688.89 2712.35	1770.65 2836.95	1852.37 2976.93	1941.86 3124.82	2031.32 3276.57	2132.50 3436.07	2241.43 3603.46
004555	C&R Inmate Property Mgr	6	2241.43 3603.46	2350.40 3770.83	2459.42 3945.82	2580.02 4128.79	2712.35 4315.55	2836.95 4517.96	2976.93 4735.89	3124.82 4957.63	3276.57 5191.18	3436.07 5440.22
004556	C&R Warehouse Supervisor	6	2241.43 3603.46	2350.40 3770.83	2459.42 3945.82	2580.02 4128.79	2712.35 4315.55	2836.95 4517.96	2976.93 4735.89	3124.82 4957.63	3276.57 5191.18	3436.07 5440.22
004557	C&R Trade Superintendent	6	2350.40 3770.83	2459.42 3945.82	2580.02 4128.79	2712.35 4315.55	2836.95 4517.96	2976.93 4735.89	3124.82 4957.63	3276.57 5191.18	3436.07 5440.22	3603.46 5696.98
004558	C&R Facilities Manager	6	2459.42 3945.82	2580.02 4128.79	2712.35 4315.55	2836.95 4517.96	2976.93 4735.89	3124.82 4957.63	3276.57 5191.18	3436.07 5440.22	3603.46 5696.98	3770.83 5969.42
004559	C&R Facilities Superintendent	6	2797.89 4451.74	2934.19 4665.82	3078.03 4883.69	3229.85 5109.41	3385.55 5350.69	3549.00 5607.55	3712.46 5868.20	3883.57 6144.54	4066.54 6437.03	4257.18 6758.91
004560	C&R Jail Population Mgmt Spec	6	2241.43 3603.46	2350.40 3770.83	2459.42 3945.82	2580.02 4128.79	2712.35 4315.55	2836.95 4517.96	2976.93 4735.89	3124.82 4957.63	3276.57 5191.18	3436.07 5440.22
004561	C&R Human Resources Commander		MIN 3240.03		MIN2 3564.00		MAX 5274.07		PAY GRADE..G06			
004562	C&R Health&Behavioral Svc Cnsr	6	2241.43 3603.46	2350.40 3770.83	2459.42 3945.82	2580.02 4128.79	2712.35 4315.55	2836.95 4517.96	2976.93 4735.89	3124.82 4957.63	3276.57 5191.18	3436.07 5440.22
004563	C&R Data Analyst	6	2607.28 4148.37	2727.06 4342.93	2861.61 4552.42	3003.78 4765.58	3149.65 4990.07	3302.96 5229.47	3463.86 5476.28	3624.77 5738.16	3792.98 6011.21	3968.85 6302.97
004566	C&R Medical Compliance Coor		MIN 2652.39		MIN2 3103.32		MAX 4528.27		PAY GRADE..G04			
004568	Mgr, C&R Perf Improvement		MIN 3240.03		MIN2 3564.00		MAX 5274.07		PAY GRADE..G06			
004610	Paralegal Assistant	6	1780.60 2861.61	1866.64 3003.78	1952.63 3149.65	2049.90 3302.96	2154.62 3463.86	2259.36 3624.77	2364.13 3792.98	2480.06 3968.85	2607.28 4148.37	2727.06 4342.93
004612	C&R Compliance Coordinator		MIN 3478.47		MIN2 3826.34		MAX 5704.02		PAY GRADE..G07			
004613	C&R Public Affairs Manager		MIN 2652.39		MIN2 3103.32		MAX 4528.27		PAY GRADE..G04			
004614	C&R Legal Advisor		MIN 2838.32		MIN2 3320.85		MAX 4884.34		PAY GRADE..G05			
004616	C&R Senior Legal Advisor		MIN 3478.47		MIN2 3826.34		MAX 5704.02		PAY GRADE..G07			
004647	Mdpd Accreditation	6	1852.37	1941.86	2031.32	2132.50	2241.43	2350.40	2459.42	2580.02	2712.35	2836.95

MIAMI DADE COUNTY  
FY 2022-2023 PAY PLAN EFFECTIVE 2022-10-03

JOB CODE NUMBER	JOB TITLE	←-----									
		01	02	03	04	05	06	07	08	09	10
		11	12	13	14	15	16	17	18	19	20
	Specialist	2976.93	3124.82	3276.57	3436.07	3603.46	3770.83	3945.82	4128.79	4315.55	4517.96
004692	Corrections Bureau Commander	MIN 3826.34		MIN2 4208.96		MAX 5704.02		PAY GRADE..G88			
004693	Corrections Division Chief	MIN 5125.22		MIN2 5637.75		MAX 7853.89		PAY GRADE..G92			
004694	Ast Dir C&R	MIN 5019.99		MIN2 5522.02		MAX 8525.75		PAY GRADE..G12			
004697	Dep Dir, Mdc Corr&Rehab Dept	MIN 5020.00		MIN2 5522.02		MAX 13640.25		PAY GRADE..E02			
004698	Dir Dept Of Corr & Rehab	MIN 5409.68		MIN2 5950.66		MAX 15309.84		PAY GRADE..E01			
004707	Ja Information Clerk	6 1140.89 1735.67	1185.82 1817.98	1238.15 1892.75	1286.83 1978.82	1342.93 2076.12	1398.97 2165.83	1458.90 2266.88	1529.91 2371.58	1593.56 2480.06	1664.55 2592.27
004710	Ja Clerk 1	6 810.41 1191.01	844.29 1236.27	878.19 1288.97	915.89 1338.03	942.30 1386.96	983.75 1447.30	1017.72 1507.63	1059.10 1571.73	1096.76 1639.52	1145.82 1711.20
004711	Ja Clerk 2	6 1071.20 1629.87	1113.22 1707.33	1162.66 1777.37	1207.98 1858.12	1260.72 1949.58	1313.46 2033.63	1369.49 2128.39	1436.23 2226.45	1496.38 2328.62	1563.13 2434.10
004712	Ja Clerk 3	6 1140.89 1735.67	1185.82 1817.98	1238.15 1892.75	1286.83 1978.82	1342.93 2076.12	1398.97 2165.83	1458.90 2266.88	1529.91 2371.58	1593.56 2480.06	1664.55 2592.27
004713	Ja Clerk 4	6 1398.97 2165.83	1458.90 2266.88	1529.91 2371.58	1593.56 2480.06	1664.55 2592.27	1735.67 2715.67	1817.98 2846.69	1892.75 2977.59	1978.82 3115.95	2076.12 3261.91
004715	Ja Employment Specialist	6 1780.60 2861.61	1866.64 3003.78	1952.63 3149.65	2049.90 3302.96	2154.62 3463.86	2259.36 3624.77	2364.13 3792.98	2480.06 3968.85	2607.28 4148.37	2727.06 4342.93
004718	Ja Senior Personnel Specialist	6 2154.62 3463.86	2259.36 3624.77	2364.13 3792.98	2480.06 3968.85	2607.28 4148.37	2727.06 4342.93	2861.61 4552.42	3003.78 4765.58	3149.65 4990.07	3302.96 5229.47
004724	Ja Mail Center Clerk	6 1007.79 1457.82	1040.76 1516.39	1080.95 1578.61	1117.50 1644.47	1165.13 1714.03	1209.00 1783.54	1252.91 1858.14	1304.10 1937.25	1351.71 2020.23	1399.27 2114.47
004725	Ja Communications Service Rep	6 1410.27 2259.36	1485.05 2364.13	1548.64 2480.06	1623.46 2607.28	1702.06 2727.06	1780.60 2861.61	1866.64 3003.78	1952.63 3149.65	2049.90 3302.96	2154.62 3463.86
004730	Ja Secretary	6 1236.27 1858.14	1288.97 1937.25	1338.03 2020.31	1386.96 2114.44	1447.30 2204.85	1507.63 2302.90	1571.73 2408.46	1639.52 2517.68	1711.20 2630.82	1782.77 2747.55
004731	Ja Administrative Secretary	MIN 1338.03		MIN2 1589.59		MAX 2482.34		PAY GRADE..A01			
004732	Ja Senior Executive Secretary	MIN 1702.06		MIN2 2049.90		MAX 3004.70		PAY GRADE..A03			
004733	Ja Admtv Ast To Court Admin	MIN 2160.21		MIN2 2527.44		MAX 3607.85		PAY GRADE..G01			

MIAMI DADE COUNTY  
 FY 2022-2023 PAY PLAN EFFECTIVE 2022-10-03

JOB CODE NUMBER	JOB TITLE		01	02	03	04	05	06	07	08	09	10
			11	12	13	14	15	16	17	18	19	20
004738	Ja Legal Secretary 1	6	1283.07 2049.90	1346.60 2154.62	1410.27 2259.36	1485.05 2364.13	1548.64 2480.06	1623.46 2607.28	1702.06 2727.06	1780.60 2861.61	1866.64 3003.78	1952.63 3149.65
004739	Ja Legal Secretary 2	6	1548.64 2480.06	1623.46 2607.28	1702.06 2727.06	1780.60 2861.61	1866.64 3003.78	1952.63 3149.65	2049.90 3302.96	2154.62 3463.86	2259.36 3624.77	2364.13 3792.98
004742	Ja Special Projects Admin 1	6	2364.13 3792.98	2480.06 3968.85	2607.28 4148.37	2727.06 4342.91	2861.61 4552.42	3003.78 4765.58	3149.65 4990.07	3302.96 5229.47	3463.86 5476.28	3624.77 5738.16
004743	Ja Special Projects Admin 2	6	2607.28 4148.37	2727.06 4342.93	2861.61 4552.42	3003.78 4765.58	3149.65 4990.07	3302.96 5229.47	3463.86 5476.28	3624.77 5738.16	3792.98 6011.21	3968.85 6302.97
004746	Ja Administrative Officer 3		MIN 2477.44		MIN2 2898.63		MAX 4199.05		PAY GRADE...G03			
004747	Ja Statistical Analyst		MIN 2160.21		MIN2 2527.44		MAX 3607.85		PAY GRADE...G01			
004757	Ja Clinical Social Worker 1	6	1485.05 2364.13	1548.64 2480.06	1623.46 2607.28	1702.06 2727.06	1780.60 2861.61	1866.64 3003.78	1952.63 3149.65	2049.90 3302.96	2154.62 3463.86	2259.36 3624.77
004758	Ja Clinical Social Worker 2	6	1780.60 2861.61	1866.64 3003.78	1952.63 3149.65	2049.90 3302.96	2154.62 3463.86	2259.36 3624.77	2364.13 3792.98	2480.06 3968.85	2607.28 4148.37	2727.06 4342.93
004759	Ja Sr Clinical Social Worker	6	2011.21 3244.14	2111.40 3402.05	2219.25 3567.78	2327.13 3733.50	2438.29 3906.75	2554.46 4087.92	2685.50 4272.82	2808.86 4473.23	2947.46 4688.99	3093.89 4908.54
004761	Ja Clncl Psychologist 3		MIN 3478.47		MIN2 3826.34		MAX 5704.02		PAY GRADE...G07			
004762	Ja Communications Engineer		MIN 2313.78		MIN2 2771.81		MAX 3990.61		PAY GRADE...GIJ			
004763	Ja Telecommunications Admin		MIN 2313.78		MIN2 2771.81		MAX 3990.61		PAY GRADE...GIJ			
004764	Ja Computer Technician 1		MIN 1464.52		MIN2 1756.34		MAX 2556.82		PAY GRADE...Z02			
004765	Ja Computer Technician 2		MIN 1834.85		MIN2 2219.25		MAX 3248.58		PAY GRADE...GID			
004766	Ja Computer Tech Supervisor		MIN 2212.81		MIN2 2647.64		MAX 3823.49		PAY GRADE...GIE			
004767	Ja Network Manager 1		MIN 2534.97		MIN2 3039.74		MAX 4365.68		PAY GRADE...GIF			
004769	Ja Network Manager 2		MIN 2889.71		MIN2 3498.40		MAX 4834.45		PAY GRADE...GIG			
004770	Ja Network Support Sup	6	2214.52 3561.12	2322.94 3729.40	2435.17 3901.42	2554.85 4081.04	2678.33 4275.55	2805.52 4470.13	2943.92 4679.56	3093.56 4900.27	3235.67 5139.73	3396.51 5379.08
004771	Ja Sys Anl/ Programmer 1		MIN 2313.78		MIN2 2771.81		MAX 3990.61		PAY GRADE...GIJ			
004772	Ja System Analyst/Prog 2		MIN 2534.97		MIN2 3039.74		MAX 4365.68		PAY GRADE...GIF			
004773	Ja Sr Sys Anl		MIN 2889.71		MIN2 3498.40		MAX 4834.45		PAY GRADE...GIG			

MIAMI DADE COUNTY  
FY 2022-2023 PAY PLAN EFFECTIVE 2022-10-03

JOB CODE NUMBER	JOB TITLE	MIAMI DADE COUNTY FY 2022-2023 PAY PLAN EFFECTIVE 2022-10-03										
		01	02	03	04	05	06	07	08	09	10	
		11	12	13	14	15	16	17	18	19	20	
	Programmer											
004774	Ja Comp Services	MIN 3366.07		MIN2 4058.65		MAX 5614.21		PAY GRADE..GIK				
	Manager											
004775	Ja Tech Training Spec 2	6	1834.03	1922.64	2011.21	2111.40	2219.25	2327.13	2435.07	2554.46	2685.50	2808.86
			2947.46	3093.89	3244.14	3402.05	3567.78	3733.50	3906.75	4087.92	4272.82	4473.23
004776	Ja Tech Training Spec 3	6	2219.25	2327.13	2435.07	2554.46	2685.50	2808.86	2947.46	3093.89	3244.14	3402.05
			3567.78	3733.50	3906.75	4087.92	4272.82	4473.24	4688.99	4908.54	5139.77	5386.35
004777	Ja Supervised Visitation Spec	6	1780.60	1866.64	1952.63	2049.90	2154.62	2259.36	2364.13	2480.06	2607.28	2727.06
			2861.61	3003.78	3149.65	3302.96	3463.86	3624.77	3792.98	3968.85	4148.37	4342.93
004778	Ja Court Business	MIN 2534.97		MIN2 3039.74		MAX 4365.68		PAY GRADE..GIF				
	Analyst											
004780	Ja Video Production Assistant	6	1283.07	1346.60	1410.27	1485.05	1548.64	1623.47	1702.06	1780.60	1866.64	1952.63
			2049.90	2154.62	2259.36	2364.13	2480.06	2607.28	2727.06	2861.61	3003.78	3149.65
004781	Ja Av Technical Specialist	6	1780.60	1866.64	1952.63	2049.90	2154.62	2259.36	2364.13	2480.06	2607.28	2727.06
			2861.61	3003.78	3149.65	3302.95	3463.86	3624.77	3792.98	3968.85	4148.37	4342.93
004782	Ja Video Communications Spec	MIN 1841.54		MIN2 2154.62		MAX 3292.02		PAY GRADE..G00				
004785	Ja Court Interpreter	MIN 1631.97		MIN2 1968.62		MAX 2869.99		PAY GRADE..G71				
004789	Ja Court Services Specialist	6	1140.89	1185.82	1238.15	1286.83	1342.93	1398.97	1458.90	1529.91	1593.56	1664.55
			1735.67	1817.98	1892.75	1978.82	2076.12	2165.83	2266.88	2371.58	2480.06	2592.27
004790	Bailiff	6	1140.89	1185.82	1238.15	1286.83	1342.93	1398.97	1458.90	1529.91	1593.56	1664.55
			1735.67	1817.98	1892.75	1978.82	2076.12	2165.83	2266.88	2371.58	2480.06	2592.27
004791	Chief Bailiff	6	1546.58	1627.94	1713.59	1803.81	1898.73	1998.67	2103.86	2209.04	2319.52	2435.50
			2557.28	2685.12	2819.38	2960.35	3108.35	3263.83	3426.97	3598.32	3778.20	3967.13
004802	Judicial Services Coor 1	6	1635.78	1714.97	1794.10	1880.74	1967.40	2065.47	2170.98	2276.54	2382.09	2498.88
			2627.04	2747.55	2883.36	3026.54	3173.54	3328.08	3490.12	3647.18	3811.26	3982.78
004803	Judicial Services Coor 2	6	1780.60	1866.64	1952.63	2049.90	2154.62	2259.36	2364.13	2480.06	2607.28	2727.06
			2861.61	3003.78	3149.65	3302.96	3463.86	3624.77	3792.98	3968.85	4148.37	4342.93
004813	Mediator 1	6	1623.46	1702.06	1780.60	1866.64	1952.63	2049.90	2154.62	2259.36	2364.13	2480.06
			2607.28	2727.06	2861.61	3003.78	3149.65	3302.96	3463.86	3624.77	3792.98	3968.85
004814	Mediator 2	MIN 2160.21		MIN2 2527.44		MAX 3607.85		PAY GRADE..G01				
004815	Mediator 3	MIN 2477.44		MIN2 2898.63		MAX 4199.05		PAY GRADE..G03				
004816	Ja Civil Court Case Mgr	6	1635.78	1714.97	1794.10	1880.74	1967.40	2065.47	2170.98	2276.54	2382.09	2498.88
			2627.04	2747.55	2883.36	3026.54	3173.54	3328.08	3490.12	3647.18	3811.26	3982.78
004820	Ja Court Security Monitor	6	1140.89	1185.82	1238.15	1286.83	1342.93	1398.97	1458.90	1529.91	1593.56	1664.55

MIAMI DADE COUNTY  
FY 2022-2023 PAY PLAN EFFECTIVE 2022-10-03

JOB CODE NUMBER	JOB TITLE		01	02	03	04	05	06	07	08	09	10
			11	12	13	14	15	16	17	18	19	20
			1735.67	1817.98	1892.75	1978.82	2076.12	2165.83	2266.88	2371.58	2480.06	2592.27
004821	Ja Court Security Specialist	6	1140.89 1735.67	1185.82 1817.98	1238.15 1892.75	1286.83 1978.82	1342.93 2076.12	1398.97 2165.83	1458.90 2266.88	1529.91 2371.58	1593.56 2480.06	1664.55 2592.27
004822	Chief Court Security Ofc	6	1398.97 2165.83	1458.90 2266.88	1529.91 2371.58	1593.56 2480.06	1664.55 2592.27	1735.67 2715.67	1817.98 2846.69	1892.75 2977.59	1978.82 3115.95	2076.12 3261.91
004824	Conciliator		MIN 2313.33		MIN2 2706.58		MAX 3890.03		PAY GRADE..G02			
004829	Ja Capital Inventory Clerk	6	1277.74 1894.93	1329.93 1975.61	1378.47 2060.32	1426.96 2156.30	1486.69 2248.51	1546.38 2348.51	1609.87 2456.11	1677.03 2567.54	1747.97 2682.92	1818.85 2801.96
004830	Judicial Support Spec 1	6	1149.54 1748.80	1194.88 1831.73	1247.63 1907.13	1296.55 1993.79	1353.08 2091.90	1409.60 2182.27	1469.93 2284.09	1541.60 2389.54	1605.66 2498.88	1677.21 2611.96
004831	Judicial Support Spec 2	6	1296.55 1993.79	1353.08 2091.90	1409.60 2182.27	1469.93 2284.09	1541.60 2389.54	1605.66 2498.88	1677.21 2611.96	1748.80 2736.36	1831.73 2868.19	1907.13 3000.16
004833	Ja Administrative Assistant 2	6	1548.64 2480.06	1623.46 2607.28	1702.06 2727.06	1780.60 2861.61	1866.64 3003.78	1952.63 3149.65	2049.90 3302.96	2154.62 3463.86	2259.36 3624.77	2364.13 3792.98
004835	Judicial Support Admin 1	6	1410.27 2259.36	1485.05 2364.13	1548.64 2480.06	1623.46 2607.28	1702.06 2727.06	1780.60 2861.61	1866.64 3003.78	1952.63 3149.65	2049.90 3302.96	2154.62 3463.86
004836	Judicial Support Admin 2		MIN 2160.21		MIN2 2527.44		MAX 3607.85		PAY GRADE..G01			
004837	Judicial Support Admin 3		MIN 2477.44		MIN2 2898.63		MAX 4199.05		PAY GRADE..G03			
004838	Senior Judicial Spt Admin		MIN 2838.32		MIN2 3320.85		MAX 4884.34		PAY GRADE..G05			
004842	Court Legal Advisor 1		MIN 2160.21		MIN2 2527.44		MAX 3607.85		PAY GRADE..G01			
004843	Court Legal Advisor 2		MIN 2477.44		MIN2 2898.63		MAX 4199.05		PAY GRADE..G03			
004844	Court Legal Advisor 3		MIN 2838.32		MIN2 3320.85		MAX 4884.34		PAY GRADE..G05			
004845	Senior Court Legal Advisor		SALARY TO BE DETERMINED BY THE CHIEF JUDGE									
004848	Magistrate		SALARY TO BE DETERMINED BY THE CHIEF JUDGE									
004849	Ja Computer Svc Proj Manger		MIN 2534.97		MIN2 3039.74		MAX 4365.68		PAY GRADE..GIF			
004850	Ja Media Relations Spec		MIN 1841.54		MIN2 2154.62		MAX 3292.02		PAY GRADE..G00			
004855	Ja Budget Analyst 3		MIN 2838.32		MIN2 3320.85		MAX 4884.34		PAY GRADE..G05			
004860	Manager,Ja Financial Reporting		MIN 3240.03		MIN2 3564.00		MAX 5274.07		PAY GRADE..G06			
004861	Ja Proj Exec Juv Crthse Proj		MIN 3478.47		MIN2 3826.34		MAX 5704.02		PAY GRADE..G07			
004883	Special Ast To Chief		MIN 3478.47		MIN2 3826.34		MAX 5704.02		PAY GRADE..G07			



MIAMI DADE COUNTY  
FY 2022-2023 PAY PLAN EFFECTIVE 2022-10-03

JOB CODE NUMBER	JOB TITLE										
		01	02	03	04	05	06	07	08	09	10
		←-----									
		11	12	13	14	15	16	17	18	19	20
	Judge										
004884	Executive Ast To Chief	MIN 4013.69		MIN2 4415.05		MAX 6671.50		PAY GRADE..G09			
	Judge										
004885	Ja Chief Information	MIN 3740.26		MIN2 4114.28		MAX 6174.28		PAY GRADE..G08			
	Officer										
004886	Ja Chief Financial	MIN 3740.26		MIN2 4114.28		MAX 6174.28		PAY GRADE..G08			
	Officer										
004887	Ja Ast General Counsel	MIN 3478.47		MIN2 3826.34		MAX 5704.02		PAY GRADE..G07			
004888	Ja Associate General Counsel			SALARY TO BE DETERMINED BY THE COURT ADMINISTRATOR							
004889	Admin Ast To Jud Admin	MIN 1548.64		MIN2 1866.64		MAX 2737.64		PAY GRADE..A02			
	Dir										
004893	Special Ast To Court	MIN 3478.47		MIN2 3826.34		MAX 5704.02		PAY GRADE..G07			
	Admin										
004901	Indigency Analyst	6 1485.05	1548.64	1623.46	1702.06	1780.60	1866.64	1952.63	2049.90	2154.62	2259.36
		2364.13	2480.06	2607.28	2727.06	2861.61	3003.78	3149.65	3302.96	3463.86	3624.77
004903	Ja Indigency Unit Supervisor	6 1780.60	1866.64	1952.63	2049.90	2154.62	2259.36	2364.13	2480.06	2607.28	2727.06
		2861.61	3003.78	3149.65	3302.96	3463.86	3624.77	3792.98	3968.85	4148.37	4342.93
004904	Legal Aid Secretary 1	MIN 1283.07		MIN2 1548.64		MAX 2259.36		PAY GRADE..G62			
004905	Legal Aid Secretary 2	6 1548.64	1623.46	1702.06	1780.60	1866.64	1952.63	2049.90	2154.62	2259.36	2364.13
		2480.06	2607.28	2727.06	2861.61	3003.78	3149.65	3302.96	3463.86	3624.77	3792.98
004906	Ast To Dept Dir, Legal Aid	MIN 2652.39		MIN2 3103.32		MAX 4528.27		PAY GRADE..G04			
004907	Legal Aid Officer	MIN 1661.43		MIN2 2294.02		MAX 4096.67		PAY GRADE..D04			
	Manager										
004915	Legal Aid Attorney			SALARY TO BE DETERMINED BY THE DIRECTOR, LEGAL AID							
004916	Legal Aid Clerk	6 967.53	1007.79	1040.74	1080.94	1117.50	1165.13	1209.00	1252.91	1304.10	1351.71
		1399.27	1457.82	1516.39	1578.61	1644.47	1714.03	1783.54	1858.14	1937.25	2020.23
004917	Legal Aid Receptionist			SALARY TO BE DETERMINED BY THE DIRECTOR, LEGAL AID							
004918	Legal Aid Hum Res&Tech Coor	MIN 2313.33		MIN2 2706.58		MAX 3890.03		PAY GRADE..G02			
004920	Dir Legal Aid Society			SALARY TO BE DETERMINED BY THE LEGAL AID SOCIETY							
004928	Law Library Exec Assistant	6 1529.60	1595.11	1672.17	1753.12	1834.03	1922.64	2011.21	2111.40	2219.25	2327.13
		2435.07	2554.46	2685.50	2808.86	2947.46	3093.89	3244.14	3402.05	3567.78	3733.50
004930	Law Librarian 1	3 1803.12	1884.05	1976.51	2065.15	2165.29	2269.35	2377.23	2496.64	2616.14	2747.10
		2874.27	3020.62	3163.23	3317.28	3479.09	3641.00	3806.65	3987.80	4176.53	4365.36
004931	Law Librarian 2	3 1976.51	2065.15	2165.29	2269.35	2377.23	2496.64	2616.14	2747.10	2874.27	3020.62
		3163.23	3317.28	3479.09	3641.00	3806.65	3987.80	4176.53	4365.36	4577.18	4783.17

MIAMI DADE COUNTY  
FY 2022-2023 PAY PLAN EFFECTIVE 2022-10-03

JOB CODE NUMBER	JOB TITLE										
		01	02	03	04	05	06	07	08	09	10
		←									→
		11	12	13	14	15	16	17	18	19	20
004949	Director Of Law Library	MIN 3582.82		MIN2 3941.13		MAX 5875.14		PAY GRADE..G27			
004951	Legal Aide Paralegal Spec	MIN 1555.84		MIN2 2219.25		MAX 3390.79		PAY GRADE..D05			
005016	Section Chief Aviation	MIN 3240.03		MIN2 3564.00		MAX 5274.07		PAY GRADE..G06			
005017	Sect Chief, Terminal Ops	MIN 3240.03		MIN2 3564.00		MAX 5274.07		PAY GRADE..G06			
005018	Senior Section Chief, Aviation	MIN 3740.26		MIN2 4114.28		MAX 6174.28		PAY GRADE..G08			
005023	Mgr Ap Fine Arts&Cltrl Aff	MIN 2838.32		MIN2 3320.85		MAX 4884.34		PAY GRADE..G05			
005024	Cf, Aviation Professional Comp	MIN 2838.32		MIN2 3320.85		MAX 4884.34		PAY GRADE..G05			
005039	Div Director 1 Aviation	MIN 3478.47		MIN2 3826.34		MAX 5704.02		PAY GRADE..G07			
005054	Div Director 2 Aviation	MIN 3740.26		MIN2 4114.28		MAX 6174.28		PAY GRADE..G08			
005066	Cf Av Fac Initiation Eng	MIN 3740.26		MIN2 4114.28		MAX 6174.28		PAY GRADE..G08			
005069	Cf Av Maint Utils&Public Works	MIN 3478.47		MIN2 3826.34		MAX 5704.02		PAY GRADE..G07			
005071	Cf Av Terminal Bldg Maint	MIN 3478.47		MIN2 3826.34		MAX 5704.02		PAY GRADE..G07			
005109	Cf, Av Risk Mgmt& Support Svc	MIN 2652.39		MIN2 3103.32		MAX 4528.27		PAY GRADE..G04			
005118	Aviation Cost Analyst	MIN 2652.39		MIN2 3103.32		MAX 4528.27		PAY GRADE..G04			
005119	Aviation Senior Cost Manager	MIN 3240.03		MIN2 3564.00		MAX 5274.07		PAY GRADE..G06			
005125	Cf Av Contracts & Constr	MIN 3740.26		MIN2 4114.28		MAX 6174.28		PAY GRADE..G08			
005126	Aviation Trans & Innov Chief	MIN 3740.26		MIN2 4114.28		MAX 6174.28		PAY GRADE..G08			
005135	Cf, Aviation Planning	MIN 3478.47		MIN2 3826.34		MAX 5704.02		PAY GRADE..G07			
005136	Aviation Real Estate Manager	6 2780.60 4418.58	2909.31 4633.09	3057.59 4847.58	3201.81 5073.78	3357.76 5319.84	3521.54 5577.82	3685.41 5848.36	3853.04 6598.52	4036.41 6920.19	4227.52 7256.91
005137	Mgr Av Rental Car Facility	6 2712.35 4315.55	2836.95 4517.96	2976.93 4735.89	3124.82 4957.63	3276.57 5191.18	3436.07 5440.22	3603.46 5696.98	3770.83 5969.42	3945.82 6253.46	4128.79 6556.99
005147	Assc Avia Dir Govt Affairs	MIN 3740.26		MIN2 4114.28		MAX 6174.28		PAY GRADE..G08			
005148	Div Director 3 Aviation	MIN 4013.69		MIN2 4415.05		MAX 6671.50		PAY GRADE..G09			
005176	Cf North Terminal Dev	MIN 3740.26		MIN2 4114.28		MAX 6174.28		PAY GRADE..G08			
005180	Av Small Business Strag Adv	MIN 4321.94		MIN2 4754.15		MAX 7235.87		PAY GRADE..G10			

MIAMI DADE COUNTY  
FY 2022-2023 PAY PLAN EFFECTIVE 2022-10-03

JOB CODE NUMBER	JOB TITLE											
		01	02	03	04	05	06	07	08	09	10	
←-----												
11      12      13      14      15      16      17      18      19      20												
-----▶												
005181	Cf Fin Officer Aviation	MIN 4659.31		MIN2 5125.22		MAX 7853.89		PAY GRADE..G11				
005182	Ast Dir Aviation	MIN 4659.31		MIN2 5125.22		MAX 7853.89		PAY GRADE..G11				
005183	Cf Of Staff(Sr Policy Advisor)	MIN 5019.99		MIN2 5522.02		MAX 8525.75		PAY GRADE..G12				
005195	Dep Dir Avia Business Dev & Ad	MIN 5409.68		MIN2 5950.66		MAX 10029.30		PAY GRADE..G13				
005196	Dep Dir Md Aviation Dept	MIN 5020.00		MIN2 5522.02		MAX 13640.25		PAY GRADE..E02				
005197	Dir, Md Aviation Department	MIN 5409.68		MIN2 5950.66		MAX 15309.84		PAY GRADE..E01				
005202	Airport Ops Sup	6 2646.16	2772.71	2911.56	3046.29	3201.48	3352.63	3515.92	3687.41	3858.92	4034.52	
		4226.44	4426.62	4626.70	4851.30	5069.63	5297.76	5536.18	5785.31	6045.65	6317.68	
005203	Airport Operations Sr Agent	6 1858.18	1947.24	2037.01	2138.50	2247.74	2357.05	2466.31	2587.22	2719.98	2844.85	
		2985.26	3133.58	3285.81	3445.81	3613.61	3781.40	3956.99	4140.46	4327.67	4530.64	
005204	Airport Operations Agent	6 1547.27	1619.39	1691.49	1771.21	1850.90	1940.07	2029.94	2131.70	2233.46	2342.88	
		2452.51	2573.68	2694.98	2824.01	2964.87	3105.57	3262.04	3418.44	3586.72	3762.66	
005205	Airport Operations Specialist	6 1318.40	1370.31	1430.79	1487.05	1551.89	1616.61	1685.88	1767.94	1841.52	1923.54	
		2005.72	2100.83	2187.26	2286.68	2399.14	2502.81	2619.58	2740.58	2865.93	2995.61	
005207	Av Customer Service Sup	6 2241.43	2350.40	2459.42	2580.02	2712.35	2836.95	2976.93	3124.82	3276.57	3436.07	
		3603.46	3770.83	3945.82	4128.79	4315.55	4517.96	4735.89	4957.63	5191.18	5440.22	
005208	Ap Telecommunication Installer	6 1626.93	1695.58	1764.03	1840.10	1917.31	1999.69	2086.00	2180.06	2270.22	2372.18	
		2478.11	2591.83	2709.40	2830.92	2960.31	3097.56	3238.70	3383.75	3536.74	3697.34	
005210	Aviation Property Manager	6 2031.32	2132.50	2241.43	2350.40	2459.42	2580.02	2712.35	2836.95	2976.93	3124.82	
		3276.57	3436.07	3603.46	3770.83	3945.82	4128.79	4315.55	4517.96	4735.89	4957.63	
005211	Senior Aviation Property Mgr	6 2712.35	2836.95	2976.93	3124.82	3276.57	3436.07	3603.46	3770.83	3945.82	4128.79	
		4315.55	4517.96	4735.89	4957.63	5191.18	5440.22	5696.98	5969.42	6253.46	6556.99	
005213	Airport Telecomm Techn	6 1853.20	1941.86	2031.32	2132.50	2241.43	2350.40	2459.42	2580.02	2712.35	2836.95	
		2976.93	3124.82	3276.57	3436.07	3603.46	3770.83	3945.82	4128.79	4315.55	4517.96	
005214	Airport Sr Telecomm Tech	3 2340.12	2458.29	2576.41	2702.51	2832.55	2970.42	3116.20	3269.81	3427.40	3592.88	
		3758.38	3931.55	4116.78	4309.82	4506.83	4722.60	4944.14	5184.40	5428.62	5684.29	
005219	Av Int Design & Space Plan Sup	6 2976.93	3124.82	3276.57	3435.45	3603.46	3770.83	3945.82	4128.79	4315.55	4517.96	
		4735.89	4957.63	5191.18	5440.22	5696.98	5969.42	6253.46	6556.99	6864.45	7199.07	
005225	Airport Videographer/Editor	6 1852.37	1941.86	2031.32	2132.50	2241.43	2350.40	2459.42	2580.02	2712.35	2836.95	
		2976.93	3124.82	3276.57	3436.07	3603.46	3770.83	3945.82	4128.79	4315.55	4517.96	
005228	Cf Av Safety & Quality	MIN 2838.32		MIN2 3320.85		MAX 4884.34		PAY GRADE..G05				

MIAMI DADE COUNTY  
FY 2022-2023 PAY PLAN EFFECTIVE 2022-10-03

JOB CODE NUMBER	JOB TITLE	←-----										→
		01	02	03	04	05	06	07	08	09	10	
		11	12	13	14	15	16	17	18	19	20	
	Prog											
005230	Av Cargo Infra Dev	MIN 3740.26		MIN2 4114.28		MAX 6174.28		PAY GRADE..G08				
	Advisor											
005231	Gen Aviation Business Dev Coord	6 3033.81	3181.14	3335.98	3498.50	3661.02	3830.90	4008.53	4189.84	4386.37	4597.95	
		4813.24	5039.98	5281.77	5531.05	5795.55	6071.32	6366.01	6664.51	6989.39	7329.47	
005232	Av Facilities Financial Coord	6 2772.71	2911.56	3046.29	3201.48	3352.63	3515.92	3687.41	3858.92	4034.52	4226.44	
		4426.62	4626.70	4851.30	5069.63	5297.76	5536.18	5785.31	6045.65	6317.68	6601.96	
005233	Av Technical Svc Sup	MIN 3366.07		MIN2 4058.65		MAX 5614.21		PAY GRADE..G1K				
005234	Av Marketing Spec	6 2241.43	2350.40	2459.42	2580.02	2712.35	2836.95	2976.93	3124.82	3276.57	3436.07	
		3603.46	3770.83	3945.82	4128.79	4315.55	4517.96	4735.89	4957.63	5191.18	5440.22	
005235	Avia Trade Development Coord	MIN 2838.32		MIN2 3320.85		MAX 4884.34		PAY GRADE..G05				
005236	Av Digital Strag & Innov Advi	MIN 4659.31		MIN2 5125.22		MAX 7853.89		PAY GRADE..G11				
005237	Airport Rev Control Analyst 1	6 1688.89	1770.65	1852.37	1941.86	2031.32	2132.50	2241.43	2350.40	2459.42	2580.02	
		2712.35	2836.95	2976.93	3124.82	3276.57	3436.07	3603.46	3770.83	3945.82	4128.79	
005238	Airport Rev Control Analyst 2	6 2132.50	2241.43	2350.40	2459.42	2580.02	2712.35	2836.95	2976.93	3124.82	3276.57	
		3436.07	3603.46	3770.83	3945.82	4128.79	4315.55	4517.96	4735.89	4957.63	5191.18	
005239	Airport Rev Control Analyst 3	6 2459.42	2580.02	2712.35	2836.95	2976.93	3124.82	3276.57	3436.07	3603.46	3770.83	
		3945.82	4128.79	4315.55	4517.96	4735.89	4957.63	5191.18	5440.22	5696.98	5969.42	
005240	Av Business Systems Spec	6 2459.42	2580.02	2712.35	2836.95	2976.93	3124.82	3276.57	3436.07	3603.46	3770.83	
		3945.82	4128.79	4315.55	4517.96	4735.89	4957.63	5191.18	5440.22	5696.98	5969.42	
005242	Av Fueling Systems Sup	6 2607.28	2727.06	2861.61	3003.78	3149.65	3302.96	3463.86	3624.77	3792.98	3968.85	
		4148.37	4342.93	4552.42	4765.58	4990.07	5229.47	5476.28	5738.16	6011.21	6302.97	
005248	Airport Bldg Systems Spec	6 2241.43	2350.40	2459.42	2580.02	2712.35	2836.95	2976.93	3124.82	3276.57	3436.07	
		3603.46	3770.83	3945.82	4128.79	4315.55	4517.96	4735.89	4957.63	5191.18	5440.22	
005249	Airport Bldg Systems Mgr	6 2976.93	3124.82	3276.57	3436.07	3603.46	3770.83	3945.82	4128.79	4315.55	4517.96	
		4735.89	4957.63	5191.18	5440.22	5696.98	5969.42	6253.46	6556.99	6864.45	7199.07	
005251	Av Volunteer Info Prog Coord	6 1852.37	1941.86	2031.32	2132.50	2241.43	2350.40	2459.42	2580.02	2712.35	2836.95	
		2976.93	3124.82	3276.57	3436.07	3603.46	3770.83	3945.82	4128.79	4315.55	4517.96	
005253	Airport Noise&Wildlife Officer	6 1547.27	1619.39	1691.49	1771.21	1850.90	1940.07	2029.94	2131.70	2233.46	2342.88	
		2452.51	2573.68	2694.98	2824.01	2964.87	3105.57	3262.04	3418.44	3586.72	3762.66	
005262	Airport Maint Sup	3 2011.82	2109.18	2210.29	2311.51	2428.21	2544.98	2669.51	2797.89	2934.19	3078.03	
		3229.85	3385.55	3549.00	3712.46	3883.57	4066.54	4257.18	4451.74	4665.82	4893.96	
005263	Av Maint Services Supt	6 2580.02	2712.35	2836.95	2976.93	3124.82	3276.57	3436.07	3603.46	3770.83	3945.82	

MIAMI DADE COUNTY  
 FY 2022-2023 PAY PLAN EFFECTIVE 2022-10-03

JOB CODE NUMBER	JOB TITLE		01	02	03	04	05	06	07	08	09	10
			←									→
			11	12	13	14	15	16	17	18	19	20
			4128.79	4315.55	4517.96	4735.89	4957.63	5191.18	5440.22	5696.98	5969.42	6253.46
005265	Airport Plant Maint Sup	3	2428.21 3883.57	2544.98 4066.54	2669.51 4257.18	2797.89 4451.74	2934.19 4665.82	3078.03 4883.69	3229.85 5109.41	3385.55 5350.69	3549.00 5607.55	3712.46 5868.20
005268	Ap Loading Bridges Maint Sup	3	2210.29 3549.00	2311.51 3712.46	2428.21 3883.57	2544.98 4066.54	2669.51 4257.18	2797.89 4451.74	2934.19 4665.82	3078.03 4893.96	3229.85 5114.18	3385.55 5344.33
005270	Facilities Maint Cont Coor	6	1834.03 2947.46	1922.64 3093.89	2011.21 3244.14	2111.40 3402.05	2219.25 3567.78	2327.13 3733.50	2435.07 3906.75	2554.46 4087.92	2685.50 4272.82	2808.86 4473.23
005271	Facilities Maint Cont Spec	6	1442.87 2199.65	1505.62 2293.71	1568.39 2395.73	1635.06 2505.51	1705.61 2618.27	1780.17 2736.10	1854.61 2859.20	1933.02 2987.85	2015.32 3122.34	2101.73 3262.85
005272	Airport Facilities Supt	6	2350.40 3770.83	2459.42 3945.82	2580.02 4128.79	2712.35 4315.55	2836.95 4517.96	2976.93 4735.89	3124.82 4957.63	3276.57 5191.18	3436.07 5440.22	3603.46 5696.98
005274	Airport Lighting Supervisor	3	2428.21 3883.57	2544.98 4066.54	2669.51 4257.18	2797.89 4451.74	2934.19 4665.82	3078.03 4883.69	3229.85 5109.41	3385.55 5350.69	3549.00 5607.55	3712.46 5868.20
005275	Airport Bms Operator	6	1343.30 1996.88	1398.84 2082.58	1450.37 2172.45	1497.99 2270.45	1565.28 2364.46	1628.80 2470.38	1692.14 2580.83	1763.54 2699.20	1834.98 2821.71	1915.22 2948.34
005276	Airport Fire Suppres Sys Sup	3	2459.42 3945.82	2580.02 4128.79	2712.35 4315.55	2836.95 4517.96	2976.93 4735.89	3124.82 4957.63	3276.57 5191.18	3436.07 5442.47	3603.46 5696.98	3770.83 5969.42
005277	Av Warehouse & Purchasing Sup	6	2241.43 3603.46	2350.40 3770.83	2459.42 3945.82	2580.02 4128.79	2712.35 4315.55	2836.95 4517.96	2976.93 4735.89	3124.82 4957.63	3276.57 5191.18	3436.07 5440.22
005278	Av Telecommunications Sys Sup	6	2241.43 3603.46	2350.40 3770.83	2459.42 3945.82	2580.02 4128.79	2712.35 4315.55	2836.95 4517.96	2976.93 4735.89	3124.82 4957.63	3276.57 5191.18	3436.07 5440.22
005279	Aviations Apm Systems Sup	6	3335.98 5281.05	3498.50 5491.73	3661.02 5704.02	3830.90 5881.51	4008.53 6037.05	4189.84 6201.53	4386.37 6367.46	4597.95 6532.52	4816.00 6695.53	5129.56 6880.29
005281	Cf Av  Telecommunications		MIN 3396.51		MIN2 4081.04		MAX 5919.08		PAY GRADE..GIL			
005282	Airport Engineer	6	2976.93 4735.89	3124.82 4957.63	3276.57 5191.18	3436.07 5440.22	3603.46 5696.98	3770.83 5969.42	3945.82 6253.46	4128.79 6556.99	4315.55 6864.45	4517.96 7199.07
005284	Avia Planner	6	2712.35 4315.55	2836.95 4517.96	2976.93 4735.89	3124.82 4957.63	3276.57 5191.18	3436.07 5440.22	3603.46 5696.98	3770.83 5969.42	3945.82 6253.46	4128.79 6534.89
005285	Av Financial & Perf Admin	6	2797.89 4451.74	2934.19 4665.82	3078.03 4883.69	3229.85 5109.41	3385.55 5350.69	3549.00 5607.55	3712.46 5868.20	3883.57 6144.54	4066.54 6437.03	4257.18 6758.91
005286	Aviation Signage Manager	6	2633.36 4189.84	2754.33 4386.37	2890.22 4597.95	3033.81 4813.24	3181.14 5039.98	3335.98 5281.77	3498.50 5531.05	3661.02 5795.55	3830.90 6071.32	4008.53 6366.01

MIAMI DADE COUNTY  
FY 2022-2023 PAY PLAN EFFECTIVE 2022-10-03

JOB CODE NUMBER	JOB TITLE											
		01	02	03	04	05	06	07	08	09	10	
		←									→	
		11	12	13	14	15	16	17	18	19	20	
005287	Aviation Security Manager	MIN 3478.47		MIN2 3826.34		MAX 5704.02		PAY GRADE..G07				
005288	Av Security Coor	6	1852.37 2976.93	1941.86 3124.82	2031.32 3276.57	2132.50 3436.07	2241.43 3603.46	2350.40 3770.83	2459.42 3945.82	2580.02 4128.79	2712.35 4315.55	2836.95 4517.96
005289	Aviation Security Admin	6	2607.28 4148.37	2727.06 4342.93	2861.61 4552.42	3003.78 4765.58	3149.65 4990.07	3302.96 5229.47	3463.86 5476.28	3624.77 5738.16	3792.98 6011.21	3968.85 6302.97
005290	Aviation Systems Coordinator	6	2633.36 4189.84	2754.33 4386.37	2890.22 4597.95	3033.81 4813.24	3181.14 5039.98	3335.98 5281.77	3498.50 5531.05	3661.02 5795.55	3830.90 6071.32	4008.53 6366.01
005291	Airport Security Compl Ofc	6	1852.37 2976.93	1941.86 3124.82	2031.32 3276.57	2132.50 3436.07	2241.43 3603.46	2350.40 3770.83	2459.42 3945.82	2580.02 4128.79	2712.35 4315.55	2836.95 4517.96
005292	Pgts Coordinator	6	2459.42 3945.82	2580.02 4128.79	2712.35 4315.55	2836.95 4517.96	2976.93 4735.89	3124.82 4957.63	3276.57 5191.18	3436.07 5440.22	3603.46 5696.98	3770.83 5969.42
005293	Aviation Projects Dev Coor	6	2607.28 4148.37	2727.06 4342.93	2861.61 4552.42	3003.78 4765.58	3149.65 4990.07	3302.96 5229.47	3463.86 5476.28	3624.77 5738.16	3792.98 6011.21	3968.85 6302.97
005295	Airport Purchasing Specialist	6	1688.89 2712.35	1770.65 2836.95	1852.37 2976.93	1941.86 3124.82	2031.32 3276.57	2132.50 3436.07	2241.43 3603.46	2350.40 3770.83	2459.42 3945.82	2580.02 4128.79
005297	Av Sr Procurement Cont Ofc	MIN 2652.39		MIN2 3103.32		MAX 4528.27		PAY GRADE..G04				
005298	Aviation A/E Administrator	MIN 2652.39		MIN2 3103.32		MAX 4528.27		PAY GRADE..G04				
005299	Aviation Ops Strategic Manager	MIN 3478.47		MIN2 3826.34		MAX 5704.02		PAY GRADE..G07				
005306	Airport Office Spt Spec 2	6	1124.49 1642.23	1162.53 1710.75	1212.09 1783.11	1257.73 1855.41	1303.40 1933.02	1356.65 2015.32	1406.17 2101.73	1455.65 2199.65	1516.57 2293.71	1577.50 2395.73
005310	Airport Secretary	6	1303.40 1933.02	1356.65 2015.32	1406.17 2101.73	1455.65 2199.65	1516.57 2293.71	1577.50 2395.73	1642.23 2505.51	1710.75 2618.27	1783.11 2736.10	1855.41 2859.20
005311	Airport Admin Secretary	MIN 1351.40		MIN2 1605.48		MAX 2507.16		PAY GRADE..A01				
005312	Airport Executive Secretary	MIN 1564.13		MIN2 1885.30		MAX 2765.01		PAY GRADE..A02				
005313	Airport Sr Executive Secretary	MIN 1719.08		MIN2 2070.39		MAX 3034.74		PAY GRADE..A03				
005315	Av Spt Compliance Coor	6	2031.32 3276.57	2132.50 3436.07	2241.43 3603.46	2350.40 3770.83	2459.42 3945.82	2580.02 4128.79	2712.35 4315.55	2836.95 4517.96	2976.93 4735.89	3124.82 4957.63
005319	Airport Cap Inventory Clk	6	1303.41 1933.02	1356.65 2015.32	1406.17 2101.73	1455.65 2199.65	1516.57 2293.71	1577.47 2395.73	1642.23 2505.48	1710.75 2619.15	1783.11 2736.84	1855.41 2858.29

MIAMI DADE COUNTY  
FY 2022-2023 PAY PLAN EFFECTIVE 2022-10-03

JOB CODE NUMBER	JOB TITLE		01	02	03	04	05	06	07	08	09	10
			11	12	13	14	15	16	17	18	19	20
005320	Airport Inv Control Spec	6	1549.48 2466.46	1628.80 2580.83	1696.12 2707.39	1775.47 2846.26	1858.76 2976.95	1943.75 3123.93	2037.71 3279.14	2131.69 3438.41	2237.81 3593.10	2352.08 3754.81
005321	Ap Risk Mgmt Insurance Rep	6	1440.42 2180.06	1505.21 2270.22	1566.10 2372.18	1626.99 2478.11	1695.58 2591.82	1764.03 2709.40	1840.10 2830.92	1917.31 2960.31	1999.69 3097.56	2086.00 3238.70
005322	Airport Record Center Clk 2	6	1318.40 2005.72	1370.31 2100.83	1430.79 2187.26	1487.05 2286.68	1551.89 2399.14	1616.61 2502.81	1685.88 2619.58	1767.94 2740.58	1841.52 2865.93	1923.54 2995.61
005330	Airport Compliance Specialist	6	1547.27 2452.51	1619.39 2573.68	1691.49 2694.98	1771.21 2824.01	1850.90 2964.87	1940.07 3105.57	2029.94 3262.04	2131.70 3418.44	2233.46 3586.72	2342.88 3762.66
005331	Airport Compliance Senior Spec	6	1618.94 2580.02	1694.50 2712.35	1773.90 2836.95	1853.20 2976.93	1941.86 3124.82	2031.32 3276.57	2132.50 3436.07	2241.43 3603.46	2350.40 3770.83	2459.42 3945.82
005334	Airport Col & Inspec Rep	6	1291.97 1917.31	1345.26 1999.69	1394.77 2086.00	1440.42 2180.06	1505.20 2270.22	1566.10 2372.18	1626.93 2478.11	1695.58 2591.83	1764.03 2709.40	1840.10 2830.92
005335	Airport Collection Specialist	6	1594.94 2554.22	1671.99 2685.22	1752.96 2808.58	1833.84 2947.15	1922.44 3093.59	2011.01 3243.80	2111.18 3401.70	2219.02 3567.40	2326.90 3733.14	2434.82 3906.37
005338	Airport Account Clerk	6	1318.40 2005.72	1370.31 2100.83	1430.79 2187.26	1487.05 2286.68	1551.89 2399.14	1616.61 2502.81	1685.88 2619.58	1767.94 2740.58	1841.52 2865.93	1923.54 2995.61
005339	Airport Accountant 1	6	1688.89 2712.35	1770.65 2836.95	1852.37 2976.93	1941.86 3124.82	2031.32 3276.57	2132.50 3436.07	2241.43 3603.46	2350.40 3770.83	2459.42 3945.82	2580.02 4128.79
005343	Airport Driver Messenger	6	1236.00 1880.37	1284.67 1969.52	1341.37 2050.55	1394.10 2143.76	1454.90 2249.19	1515.57 2346.38	1580.52 2455.86	1657.45 2569.29	1726.42 2686.82	1803.31 2808.39
005345	Airport Data Entry Spec 1	6	1124.49 1642.23	1162.53 1710.75	1212.09 1783.11	1257.73 1855.41	1303.40 1933.02	1356.65 2015.32	1406.17 2101.73	1455.65 2199.65	1516.57 2293.71	1577.50 2395.73
005346	Airport Data Entry Spec 2	6	1257.73 1855.41	1303.40 1933.02	1356.65 2015.32	1406.17 2101.73	1455.65 2199.65	1516.57 2293.71	1577.50 2395.73	1642.23 2505.51	1710.75 2619.14	1783.11 2736.84
005348	Ap Imaging & Scanning Clerk	6	1318.40 2005.72	1370.31 2100.83	1430.79 2187.26	1487.05 2286.68	1551.89 2399.14	1616.61 2502.81	1685.88 2619.58	1767.94 2740.58	1841.52 2865.93	1923.54 2995.61
005349	Av Sr Infrastructure Sys Eng		MIN 2918.61		MIN2 3533.38		MAX 4882.80		PAY GRADE..GIG			
005350	Ap Communication Svc Rep 1	6	1479.16 2350.40	1554.69 2459.42	1618.94 2580.02	1694.50 2712.35	1773.90 2836.95	1853.20 2976.93	1941.86 3124.82	2031.32 3276.57	2132.50 3436.07	2241.43 3603.46
005351	Ap Communication Svc Rep 2	6	1618.94 2580.02	1694.50 2712.35	1773.90 2836.95	1853.20 2976.93	1941.86 3124.82	2031.32 3276.57	2132.50 3436.07	2241.43 3603.46	2350.40 3770.83	2459.42 3945.82

MIAMI DADE COUNTY  
FY 2022-2023 PAY PLAN EFFECTIVE 2022-10-03

JOB CODE NUMBER	JOB TITLE										
		01	02	03	04	05	06	07	08	09	10
		←									→
		11	12	13	14	15	16	17	18	19	20
005352	Airport Sys Anl/Programmer 1	MIN 2336.92		MIN2 2799.53		MAX 4030.51		PAY GRADE...GIJ			
005353	Airport Sys Anl/Programmer 2	MIN 2560.32		MIN2 3070.13		MAX 4409.35		PAY GRADE...GIF			
005354	Airport Computer Operator	MIN 1626.93		MIN2 1917.31		MAX 2721.42		PAY GRADE...GIB			
005355	Airport Operating Sys Prog	MIN 2918.61		MIN2 3533.38		MAX 4882.80		PAY GRADE...GIG			
005358	Airport Elevator Cont Spec	6 2364.13 3792.98	2480.06 3968.85	2607.28 4148.37	2727.06 4342.93	2861.61 4552.42	3003.78 4765.58	3149.65 4990.07	3302.96 5229.47	3463.86 5476.28	3624.77 5738.16
005360	Airport Protocol Officer	6 1600.89 2685.50	1673.75 2808.86	1834.85 2947.46	1922.64 3093.89	2011.21 3244.14	2111.40 3402.05	2219.25 3567.78	2327.13 3733.50	2435.07 3906.75	2554.46 4087.92
005361	Av Protocol Specialist	6 2011.21 3244.14	2111.40 3402.05	2219.25 3567.78	2327.13 3733.50	2435.07 3906.75	2554.46 4087.92	2685.50 4272.82	2808.86 4473.23	2947.46 4688.99	3093.89 4908.54
005362	Airport Info & Prog Spec	6 1288.05 1969.04	1338.69 2058.55	1397.06 2159.79	1455.33 2253.11	1517.69 2825.11	1591.57 2467.17	1657.80 2580.02	1731.64 2696.76	1805.62 2825.11	1891.23 2961.41
005363	Airport Protocol Rep	6 1531.30 2554.46	1600.89 2685.50	1673.75 2808.86	1834.85 2947.46	1922.64 3093.89	2011.21 3244.14	2111.40 3402.05	2219.53 3567.78	2327.13 3733.50	2435.07 3906.75
005364	Airport Public Service Ast	6 1455.33 2253.11	1517.69 2358.24	1591.57 2467.17	1657.80 2580.02	1731.64 2696.76	1805.62 2825.11	1891.23 2961.41	1969.04 3097.58	2058.55 3241.50	2159.79 3393.37
005372	Auxiliary Airport Specialist	3 1307.68 1931.52	1355.14 2013.22	1410.73 2099.01	1462.26 2188.85	1513.79 2304.99	1577.29 2396.13	1640.70 2503.12	1708.00 2617.99	1779.47 2736.75	1854.79 2853.64
005373	Auxillary Airport Coordinator	6 1531.95 2428.24	1603.36 2548.20	1674.74 2668.30	1753.67 2796.05	1832.58 2935.51	1920.86 3074.83	2009.85 3229.75	2110.59 3384.59	2211.35 3551.21	2319.68 3725.41
005374	Airport Attendant	6 1301.26 2037.01	1354.32 2138.50	1418.73 2247.74	1483.13 2357.05	1558.88 2466.31	1623.29 2587.22	1699.13 2719.98	1778.69 2844.85	1858.18 2985.26	1947.24 3133.58
005377	Airport Apm Technician	3 2036.74 3269.81	2135.23 3427.40	2237.65 3592.88	2340.12 3758.38	2458.29 3931.55	2576.41 4116.78	2702.51 4309.82	2832.55 4506.83	2970.42 4723.50	3116.20 4944.14
005379	Airport Cadastral Tech	6 1626.99 2478.11	1695.58 2591.82	1764.03 2709.40	1840.10 2830.92	1917.31 2960.31	1999.69 3097.56	2086.00 3238.70	2180.06 3383.75	2270.22 3536.75	2372.18 3697.34
005380	Airport Sr Cadastral Tech	6 1852.37 2976.93	1941.86 3124.82	2031.32 3276.57	2132.50 3436.07	2241.43 3603.46	2350.40 3770.83	2459.42 3945.82	2580.02 4128.79	2712.35 4315.55	2836.95 4517.96
005382	Airport Personnel Tech	6 1280.30 2031.32	1334.78 2132.50	1400.85 2241.43	1467.11 2350.40	1544.91 2459.42	1611.06 2580.02	1688.89 2712.35	1770.65 2836.95	1852.37 2976.93	1941.86 3124.82
005386	Landside Operations	6 1616.89	1690.49	1853.28	1941.86	2031.32	2132.50	2241.43	2350.40	2459.42	2580.02



MIAMI DADE COUNTY  
 FY 2022-2023 PAY PLAN EFFECTIVE 2022-10-03

JOB CODE NUMBER	JOB TITLE		01	02	03	04	05	06	07	08	09	10
			←									→
			11	12	13	14	15	16	17	18	19	20
	Officer 1		2712.35	2836.95	2976.93	3124.82	3276.57	3436.07	3603.46	3770.83	3945.82	4128.79
005388	Landside Operations Officer 2	6	1852.37 2976.93	1941.86 3124.82	2031.32 3276.57	2132.50 3436.07	2241.43 3603.46	2350.40 3770.83	2459.42 3945.82	2580.02 4128.79	2712.35 4315.55	2836.95 4517.96
005389	Landside Operations Sr Ofc	6	2094.89 3352.63	2188.86 3515.92	2294.95 3687.41	2405.23 3858.92	2519.53 4034.52	2646.16 4226.44	2772.71 4426.62	2911.56 4626.70	3046.29 4851.30	3201.48 5069.63
005390	Landside Ops Equipment Spec	3	1438.52 2225.52	1497.99 2327.65	1565.28 2433.81	1632.75 2548.20	1700.18 2666.64	1779.50 2793.16	1858.76 2927.92	1939.63 3058.63	2033.68 3205.66	2123.46 3360.74
005392	Airport Sr Personnel Specialis	6	2176.16 3498.50	2281.95 3661.02	2387.77 3830.90	2504.87 4008.53	2633.36 4189.84	2754.33 4386.37	2890.22 4597.95	3033.81 4813.24	3181.14 5039.98	3335.98 5281.77
005401	Airport Auto Support Spec	6	1337.20 2111.18	1400.72 2219.02	1464.37 2326.90	1539.14 2434.82	1602.75 2554.22	1677.56 2685.22	1756.16 2808.58	1834.66 2947.15	1922.44 3093.59	2011.01 3243.80
005403	Airport Maint Repairer	3	1318.40 2007.92	1374.05 2095.29	1429.63 2196.89	1489.61 2293.87	1553.96 2404.12	1618.20 2514.44	1690.90 2629.13	1763.77 2752.70	1836.62 2880.64	1922.31 3017.31
005404	Airport Maint Mechanic	3	1420.23 2237.65	1485.23 2340.12	1546.49 2458.29	1623.02 2576.41	1695.61 2702.51	1772.06 2832.55	1860.14 2970.42	1942.19 3116.20	2036.74 3269.81	2135.23 3427.40
005407	Airport Heavy Trk Tire Repair	3	1318.40 2007.92	1374.05 2095.29	1429.63 2196.89	1489.61 2293.87	1553.96 2404.12	1618.20 2514.44	1690.90 2629.13	1763.77 2752.70	1836.62 2880.64	1922.31 3017.31
005416	Airport Light Equipment Tech	3	1623.02 2572.49	1695.61 2698.58	1772.06 2828.59	1856.22 2970.42	1942.19 3108.29	2032.80 3265.85	2135.23 3423.38	2237.65 3588.89	2340.12 3762.21	2450.42 3935.62
005417	Airport Motorcycle Mechanic	3	1550.27 2450.42	1623.02 2572.49	1695.61 2698.58	1772.06 2828.59	1856.22 2970.42	1942.19 3108.29	2032.80 3265.85	2135.23 3423.38	2237.65 3588.89	2340.12 3762.21
005418	Airport Hydraulics Mechanic	3	1543.09 2438.43	1615.39 2559.97	1687.62 2685.39	1763.79 2814.84	1847.49 2955.90	1932.77 3093.09	2022.90 3250.00	2124.88 3406.78	2226.75 3571.41	2328.65 3743.98
005420	Ap Waste Plant Electrician	3	2036.74 3269.81	2135.23 3427.40	2237.65 3592.88	2340.12 3758.38	2458.29 3931.55	2576.41 4116.78	2705.36 4309.82	2832.55 4506.83	2970.42 4723.50	3116.20 4944.14
005421	Airport Plant Mechanic	3	2032.80 3265.85	2135.23 3423.38	2237.65 3588.89	2340.12 3762.21	2450.42 3945.82	2572.49 4128.79	2698.58 4315.55	2828.59 4517.96	2970.42 4735.89	3108.29 4949.01
005427	Airport Auto Equip Operator 1	3	1373.90 2066.97	1426.60 2156.12	1475.29 2253.32	1544.12 2346.63	1609.01 2452.02	1673.83 2561.32	1746.70 2678.88	1819.68 2800.50	1900.76 2926.17	1981.82 3049.06
005428	Airport Auto Equip Operator 2	3	1498.15 2367.41	1568.34 2485.41	1638.47 2607.17	1712.42 2732.85	1793.68 2869.81	1876.48 3003.00	1963.98 3155.34	2062.99 3307.55	2161.89 3467.39	2260.83 3634.93
005429	Airport Auto Equip Operator 3	3	1677.87 2687.00	1758.89 2824.83	1844.00 2954.50	1929.13 3100.34	2022.33 3254.42	2115.59 3412.46	2220.89 3578.66	2334.40 4128.79	2447.96 4315.55	2561.32 4517.97

**MIAMI DADE COUNTY**  
**FY 2022-2023 PAY PLAN EFFECTIVE 2022-10-03**

JOB CODE NUMBER	JOB TITLE		←-----									
			01	02	03	04	05	06	07	08	09	10
			11	12	13	14	15	16	17	18	19	20
005438	Airport Carpenter/Roofer	3	1860.14 2970.42	1942.19 3116.20	2036.74 3269.81	2135.23 3427.40	2237.65 3592.88	2340.12 3758.38	2458.29 3931.55	2576.41 4116.78	2702.51 4645.10	2832.55 4506.83
005442	Airport Carpenter	3	1860.14 2970.42	1942.19 3116.20	2036.74 3269.81	2135.23 3427.40	2237.65 3592.88	2340.12 3758.38	2458.29 3931.55	2576.41 4116.78	2702.51 4309.82	2832.55 4506.83
005444	Airport Electrician	3	1942.19 3116.20	2036.74 3269.81	2135.23 3427.40	2237.65 3592.88	2340.12 3758.38	2458.29 3931.55	2576.41 4116.78	2702.51 4309.82	2832.55 4506.83	2970.42 4723.50
005446	Airport Locksmith	3	1546.49 2458.29	1623.02 2576.41	1695.61 2702.51	1772.06 2832.55	1860.14 2970.42	1942.19 3116.20	2036.74 3269.81	2135.23 3427.40	2237.65 3592.88	2340.12 3758.38
005448	Airport Painter	3	1478.49 2329.14	1539.42 2446.67	1615.62 2564.28	1687.90 2689.75	1764.03 2819.10	1851.62 2956.39	1933.02 3101.55	2027.13 3254.42	2125.12 3411.13	2227.09 3575.94
005450	Airport Machinist	3	1623.02 2572.46	1695.61 2698.58	1772.06 2828.59	1856.22 2970.42	1942.19 3108.29	2032.80 3265.85	2135.23 3423.42	2237.68 3588.88	2340.12 3762.21	2450.42 3942.86
005452	Airport Plumber	3	1942.19 3116.20	2036.74 3269.81	2135.23 3427.40	2237.65 3592.88	2340.12 3758.38	2458.29 3931.55	2576.41 4116.78	2702.51 4309.82	2832.55 4506.83	2970.42 4723.50
005454	Airport Mason	3	1623.02 2576.41	1695.61 2702.51	1772.06 2832.55	1860.14 2970.42	1942.19 3116.20	2036.74 3269.81	2135.23 3427.40	2237.65 3592.88	2340.12 3758.38	2458.29 3931.55
005456	Ap Refrigeration/Ac Mechanic	3	2135.23 3427.40	2237.65 3592.88	2340.12 3758.38	2458.29 3931.55	2576.41 4116.78	2702.51 4309.82	2832.55 4506.83	2970.42 4723.50	3116.20 4936.05	3269.81 5158.18
005458	Airport Sign Painter	3	1539.42 2446.67	1615.62 2564.28	1687.90 2689.75	1764.03 2819.10	1851.62 2956.39	1933.02 3101.55	2027.13 3254.42	2125.12 3411.13	2227.09 3575.94	2329.14 3740.60
005460	Airport Welder	3	1623.02 2576.41	1695.61 2702.51	1772.06 2832.55	1860.14 2970.42	1942.19 3116.20	2036.74 3269.81	2135.23 3427.40	2237.65 3592.88	2340.12 3758.38	2458.29 3931.55
005461	Airport Sprayer	3	1438.52 2225.52	1497.99 2327.65	1565.28 2433.81	1632.75 2548.20	1700.18 2666.64	1779.50 2793.16	1858.76 2927.92	1939.63 3058.63	2033.68 3205.66	2123.46 3360.74
005462	Airport Waste Plant Operator	3	1783.88 2768.85	1830.20 2895.99	1890.85 3038.95	1982.31 3189.97	2073.58 3344.80	2176.85 3507.66	2288.11 3678.44	2399.42 3849.36	2510.67 4028.17	2633.74 4209.38
005463	Airport Lighting Technician	3	2135.23 3427.40	2237.65 3592.88	2340.12 3758.38	2458.29 3931.55	2576.41 4116.78	2702.51 4309.82	2832.55 4506.83	2970.42 4723.50	3116.20 4936.05	3269.81 5158.18
005464	Airport Heavy Equipment Tech	3	1942.19 3108.29	2032.80 3265.85	2135.23 3423.38	2237.65 3588.89	2340.12 3762.21	2450.42 3945.82	2572.49 4128.79	2698.58 4315.55	2828.59 4517.96	2970.42 4735.89
005466	Airport Environmental Insp	6	1394.77 2086.00	1440.42 2180.06	1505.20 2270.22	1566.10 2372.18	1626.93 2478.11	1695.58 2591.83	1764.03 2709.40	1840.10 2830.92	1917.31 2960.31	1999.69 3097.56

MIAMI DADE COUNTY  
FY 2022-2023 PAY PLAN EFFECTIVE 2022-10-03

JOB CODE NUMBER	JOB TITLE		01	02	03	04	05	06	07	08	09	10
			11	12	13	14	15	16	17	18	19	20
005472	Ap Elec-Electl Equip Tech 1	6	1623.02 2576.41	1695.61 2702.51	1772.06 2832.55	1860.14 2970.42	1942.19 3116.20	2036.74 3269.81	2135.23 3427.40	2237.65 3592.88	2340.12 3758.38	2458.29 3931.55
005474	Ap Elec-Electl Equip Tech 2	3	2036.74 3269.81	2135.23 3427.40	2237.65 3592.88	2340.12 3758.38	2458.29 3931.55	2576.41 4116.78	2702.51 4309.82	2832.55 4506.83	2970.42 4723.50	3116.20 4944.14
005479	Airport Fire Suppress Sys Tech	3	1942.19 3116.20	2036.74 3269.81	2135.23 3427.40	2237.65 3592.88	2340.12 3758.38	2458.29 3931.55	2576.41 4116.78	2702.51 4301.99	2832.55 4495.66	2970.42 4697.91
005489	Airport Architectural Drafter	6	1505.21 2270.22	1566.10 2372.18	1626.99 2478.11	1695.58 2591.82	1764.03 2709.40	1840.10 2830.92	1917.31 2960.31	1999.69 3097.56	2086.00 3238.70	2180.06 3378.29
005526	W&S Structural Maint Sup	3	2210.29 3549.00	2311.51 3712.46	2428.21 3883.57	2544.98 4066.54	2669.51 4257.18	2797.89 4451.74	2934.19 4665.82	3078.03 4883.69	3229.85 5109.41	3385.55 5350.69
005527	W&S Maintenance Shop Sup	3	2404.18 3845.12	2519.77 4026.28	2643.08 4215.03	2770.20 4407.66	2905.15 4619.62	3047.55 4835.34	3197.88 5058.82	3352.02 5297.70	3513.86 5552.03	3675.70 5810.10
005536	W&S Eng Cost&Scheduling Spec	6	2459.42 3945.82	2580.02 4128.79	2712.35 4315.55	2836.95 4517.96	2976.93 4735.89	3124.82 4957.63	3276.57 5191.18	3436.07 5440.22	3603.46 5696.98	3770.83 5969.42
005539	W&S Sewer Collection Sys Sup	3	2021.17 3244.73	2118.82 3401.05	2220.53 3565.33	2322.17 3729.44	2439.43 3901.48	2556.70 4085.30	2681.86 4276.88	2810.79 4472.30	2947.63 4687.37	3092.27 4906.17
005541	Pipefitter Supervisor	3	2021.17 3244.73	2118.82 3401.05	2220.53 3565.33	2322.17 3729.44	2439.43 3901.48	2556.70 4085.30	2681.86 4276.88	2810.79 4472.30	2947.63 4687.37	3092.27 4906.17
005546	W&S Instrument Tech Sup	3	2669.51 4257.18	2797.89 4451.74	2934.19 4665.82	3078.03 4883.69	3229.85 5109.41	3385.55 5350.69	3549.00 5607.55	3712.46 5868.20	3883.57 6132.27	4066.54 6408.22
005555	Treatment Plant Supervor	6	2311.51 3712.46	2428.21 3883.57	2544.98 4066.54	2669.51 4257.18	2797.89 4451.74	2934.19 4665.82	3078.03 4883.69	3229.85 5109.41	3385.55 5350.69	3549.00 5607.55
005557	Cf W&S Plant Operator		MIN 3513.27		MIN2 3864.60		MAX 5761.06		PAY GRADE..G07			
005559	Lime Production Plant Sup	6	1778.73 2849.83	1860.76 2990.62	1950.79 3139.29	2040.70 3291.55	2142.36 3451.96	2251.79 3619.98	2361.24 3788.10	2470.68 3964.16	2591.90 4147.80	2724.82 4350.60
005562	W&S Gis Qual Assurance Spec	6	1852.37 2976.93	1941.86 3124.82	2031.32 3276.57	2132.50 3436.07	2241.43 3603.46	2350.40 3770.83	2459.42 3945.82	2580.02 4128.79	2712.35 4315.55	2836.95 4517.96
005574	W&S Service Technician Sup	3	1845.21 2947.63	1927.24 3092.27	2021.17 3244.73	2118.82 3401.05	2220.53 3565.33	2322.17 3729.44	2439.43 3901.48	2556.70 4085.30	2681.86 4276.88	2810.79 4472.30
005576	W&S Pump Station Constr Sup	6	2861.61 4552.42	3003.78 4765.58	3149.65 4990.07	3302.96 5229.47	3463.86 5476.28	3624.77 5738.16	3792.98 6011.21	3968.85 6302.97	4148.37 6598.52	4342.93 6920.19
005579	W&S Construction Proj Sup 1	6	2712.35 4315.55	2836.95 4517.96	2976.93 4735.89	3124.82 4957.63	3276.57 5191.18	3436.07 5440.22	3603.46 5696.98	3770.83 5969.42	3945.82 6253.46	4128.79 6556.99

MIAMI DADE COUNTY  
 FY 2022-2023 PAY PLAN EFFECTIVE 2022-10-03

JOB CODE NUMBER	JOB TITLE		01	02	03	04	05	06	07	08	09	10
			11	12	13	14	15	16	17	18	19	20
005581	W&S Const Field Support Coor	3	2210.29 3549.00	2311.51 3712.46	2428.21 3883.57	2544.98 4066.54	2669.51 4257.18	2797.89 4451.74	2934.19 4665.82	3078.03 4883.69	3229.85 5109.41	3385.55 5350.69
005582	W&S Structural Constr Sup	6	2976.93 4735.89	3124.82 4957.63	3276.57 5191.18	3436.07 5440.22	3603.46 5696.98	3770.83 5969.42	3945.82 6253.46	4128.79 6556.99	4315.55 6864.45	4517.96 7199.07
005584	W&S Special Proj Constr Sup	6	2976.93 4735.89	3124.82 4957.63	3276.57 5191.18	3436.07 5440.22	3603.46 5696.98	3770.83 5969.42	3945.82 6253.46	4128.79 6556.99	4315.55 6864.45	4517.96 7199.07
005585	W&S Senior Scada Engineer		MIN 3240.03		MIN2 3564.00		MAX 5274.07		PAY GRADE..G06			
005587	W&S Scada Projects Coordinator	6	2607.28 4148.37	2727.06 4342.93	2861.61 4552.42	3003.78 4765.58	3149.65 4990.07	3302.96 5229.47	3463.86 5476.28	3624.77 5738.16	3792.98 6011.21	3968.85 6302.97
005589	Scada Operations Specialist	6	2459.42 3945.82	2580.02 4128.79	2712.35 4315.55	2836.95 4517.96	2976.93 4735.89	3124.82 4957.63	3276.57 5191.18	3436.07 5440.22	3603.46 5696.98	3770.83 5969.42
005590	W&S Security Sup	6	2459.42 3945.82	2580.02 4128.79	2712.35 4315.55	2836.95 4517.96	2976.93 4735.89	3124.82 4957.63	3276.57 5191.18	3436.07 5440.22	3603.46 5696.98	3770.83 5969.42
005591	W&S Security Inspector Sup	6	2459.42 3945.82	2580.02 4128.79	2712.35 4315.55	2836.95 4517.96	2976.93 4735.89	3124.82 4957.63	3276.57 5191.18	3436.07 5440.22	3603.46 5696.98	3770.83 5969.42
005594	W&S Ast Chief Of Security		MIN 2652.39		MIN2 3103.32		MAX 4528.27		PAY GRADE..G04			
005595	New Business Conveyance Ofc	6	2241.43 3603.46	2350.40 3770.83	2459.42 3945.82	2580.02 4128.79	2712.35 4315.55	2836.95 4517.96	2976.93 4735.89	3124.82 4957.63	3276.57 5191.18	3436.07 5440.22
005596	W&S Gis Quality Assurance Sup		MIN 2336.92		MIN2 2799.53		MAX 4030.51		PAY GRADE..GIJ			
005597	W&S Sp Ast To Dep Dir Of Ops		MIN 3240.03		MIN2 3564.00		MAX 5274.07		PAY GRADE..G06			
005603	Water Distribution Sup	3	2322.17 3729.44	2439.43 3901.48	2556.70 4085.30	2681.86 4276.88	2810.79 4472.30	2947.63 4687.37	3092.27 4906.17	3244.73 5132.93	3401.05 5363.92	3565.33 5605.29
005605	Water/Wastewater Ops Manager		MIN 3478.47		MIN2 3826.34		MAX 5704.02		PAY GRADE..G07			
005608	Chief W&S Division		MIN 3740.26		MIN2 4114.28		MAX 6174.28		PAY GRADE..G08			
005609	Senior Chief, W&S Division		MIN 4013.69		MIN2 4415.05		MAX 6671.50		PAY GRADE..G09			
005610	W&S Erp Senior Business Spec		MIN 2918.61		MIN2 3533.38		MAX 4882.80		PAY GRADE..GIG			
005611	W&S Erp Business Specialist 2		MIN 2560.32		MIN2 3070.13		MAX 4409.35		PAY GRADE..GIF			
005612	W&S Erp Business Specialist 1		MIN 2336.92		MIN2 2799.53		MAX 4030.51		PAY GRADE..GIJ			

MIAMI DADE COUNTY  
 FY 2022-2023 PAY PLAN EFFECTIVE 2022-10-03

JOB CODE NUMBER	JOB TITLE		01	02	03	04	05	06	07	08	09	10
			11	12	13	14	15	16	17	18	19	20
005631	W&S Env Compliance Spec 1	6	2031.32 3276.57	2132.50 3436.07	2241.43 3603.46	2350.40 3770.83	2459.42 3945.82	2580.02 4128.79	2712.35 4315.55	2836.95 4517.96	2976.93 4735.89	3124.82 4957.63
005632	W&S Env Compliance Spec 2	6	2387.77 3830.90	2504.87 4008.53	2633.36 4189.84	2754.33 4386.37	2890.22 4597.95	3033.81 4813.24	3181.14 5039.98	3335.98 5281.77	3498.50 5531.05	3661.02 5795.55
005633	W&S Env Compliance Supv	6	2727.06 4342.93	2861.61 4552.42	3003.78 4765.58	3149.65 4990.07	3302.96 5229.47	3463.86 5476.28	3624.76 5738.16	3792.98 6011.21	3968.85 6302.97	4148.37 6598.52
005643	W&S Const Support Mgr	6	2459.42 3945.82	2580.02 4128.79	2712.35 4315.55	2836.95 4517.96	2976.93 4735.89	3124.82 4957.63	3276.57 5191.18	3436.07 5440.22	3603.46 5696.98	3770.83 5969.42
005646	W&S Scada Support Specialist		MIN 2336.92		MIN2 2799.53		MAX 4030.50		PAY GRADE...GIJ			
005650	Water Distribution Section Sup	6	2132.50 3436.07	2241.43 3603.46	2350.40 3770.83	2459.42 3945.82	2580.02 4128.79	2712.35 4315.55	2836.95 4517.96	2976.93 4735.89	3124.82 4957.63	3276.57 5191.18
005662	W&S Quality Assurance Gis Spec	6	1852.37 2976.93	1941.86 3124.82	2031.32 3276.57	2132.50 3436.07	2241.43 3603.46	2350.40 3770.83	2459.42 3945.82	2580.02 4128.79	2712.35 4315.55	2836.95 4517.96
005665	W&S Cadastral Technician	6	1626.99 2478.11	1695.58 2591.82	1764.03 2709.40	1840.10 2830.92	1917.31 2960.31	1999.69 3097.56	2086.00 3238.70	2180.06 3383.75	2270.22 3536.75	2372.18 3697.34
005666	W&S Resilience Program Coor	6	2607.28 4148.37	2727.06 4342.93	2861.61 4552.42	3003.78 4765.58	3149.65 4990.07	3302.96 5229.47	3463.86 5476.28	3624.77 5738.16	3792.98 6011.21	3968.85 6302.97
005702	W&S Clerk 2	6	1048.25 1516.41	1082.46 1577.29	1124.33 1641.95	1162.42 1710.47	1211.90 1782.83	1257.58 1855.15	1303.29 1932.81	1356.53 2015.11	1405.98 2101.34	1455.50 2199.26
005707	W&S Records Center Clerk 2	6	1318.40 2005.72	1370.31 2100.83	1430.79 2187.26	1487.05 2286.68	1551.89 2399.14	1616.71 2502.81	1685.88 2619.58	1767.94 2740.58	1841.52 2865.93	1923.54 2995.61
005712	W&S Office Support Spec 2	6	1124.49 1642.23	1162.53 1710.75	1212.09 1783.11	1257.73 1855.41	1303.40 1933.02	1356.65 2015.32	1406.17 2101.73	1455.65 2199.65	1516.57 2293.71	1577.50 2395.73
005714	W&S Complaint Intake Special	6	1318.40 2005.72	1370.31 2100.83	1430.79 2187.26	1487.05 2286.68	1551.89 2399.14	1616.71 2502.81	1685.88 2619.58	1767.94 2740.58	1841.52 2865.93	1923.54 2995.61
005715	W&S Technical Document Special	6	1834.03 2947.46	1922.64 3093.89	2011.21 3244.14	2111.40 3402.05	2219.25 3567.78	2327.13 3733.50	2435.07 3906.75	2554.46 4087.92	2685.50 4272.82	2808.86 4473.23
005719	W&S Secretary	6	1303.40 1933.02	1356.65 2015.32	1406.17 2101.73	1455.65 2199.65	1516.57 2293.71	1577.50 2395.73	1642.23 2505.51	1710.75 2619.14	1783.11 2736.84	1855.41 2858.29
005720	W&S Document Ctrl Specialist	6	1318.40 2005.72	1370.31 2100.83	1430.79 2187.26	1487.05 2286.68	1551.89 2399.14	1616.71 2502.81	1685.88 2619.58	1767.94 2740.58	1841.52 2865.93	1923.54 2995.61
005721	W&S Doc Control Specialist Sup	6	1412.96 2187.49	1473.50 2289.55	1545.22 2395.29	1609.50 2504.87	1681.20 2618.20	1753.03 2742.83	1836.16 2875.15	1911.68 3007.36	1998.60 3147.10	2096.88 3294.53

MIAMI DADE COUNTY  
FY 2022-2023 PAY PLAN EFFECTIVE 2022-10-03

JOB CODE NUMBER	JOB TITLE		←-----									
			01	02	03	04	05	06	07	08	09	10
			11	12	13	14	15	16	17	18	19	20
005722	W&S Records Center Clerk 1	6	1236.00 1880.37	1284.67 1969.52	1341.37 2050.55	1394.10 2143.76	1454.90 2249.19	1515.57 2346.38	1580.52 2455.86	1657.45 2569.29	1726.42 2686.82	1803.31 2808.39
005725	W&S Cashier 1	6	1236.00 1880.37	1284.67 1969.52	1341.37 2050.55	1394.10 2143.76	1454.90 2249.19	1515.57 2346.38	1580.52 2455.86	1657.45 2569.29	1726.42 2686.82	1803.31 2808.39
005726	W&S Cashier 2	6	1318.40 2005.72	1370.31 2100.83	1430.79 2187.26	1487.05 2286.68	1551.89 2399.14	1616.71 2502.81	1685.88 2619.58	1767.94 2740.58	1841.52 2865.93	1923.54 2995.61
005728	W&S Account Clerk	6	1318.40 2005.72	1370.31 2100.83	1430.79 2187.26	1487.05 2286.68	1551.89 2399.14	1616.71 2502.81	1685.88 2619.58	1767.94 2740.58	1841.52 2865.93	1923.54 2995.61
005732	W&S Billing Clerk	6	1345.12 1999.44	1394.56 2085.68	1440.23 2179.71	1504.99 2269.86	1565.87 2371.85	1626.72 2477.61	1695.26 2591.27	1763.79 2708.97	1839.91 2830.49	1917.11 2959.88
005736	W&S Custodial Worker 1	3	1236.00 1882.43	1288.18 1964.33	1340.28 2059.58	1396.50 2150.50	1456.84 2253.87	1517.07 2357.29	1585.21 2464.80	1653.54 2580.65	1721.83 2700.60	1802.16 2827.71
005739	W&S Paralegal Collection Spec	6	1664.32 2580.02	1736.02 2696.76	1807.81 2825.11	1891.23 2961.41	1969.04 3097.58	2058.55 3241.50	2159.79 3393.37	2253.11 3552.77	2358.24 3720.13	2467.17 3887.54
005740	W&S Business Process Spec		MIN 2336.92		MIN2 2799.53		MAX 4030.51		PAY GRADE...GIJ			
005741	W&S Business Process Sr Spec		MIN 2560.32		MIN2 3070.13		MAX 4409.35		PAY GRADE...GIF			
005743	W&S Operations Coordinator		MIN 2477.44		MIN2 2898.63		MAX 4199.05		PAY GRADE...G03			
005746	W&S Micrographics Tech 2	6	1318.40 2005.72	1370.31 2100.83	1430.79 2187.26	1487.05 2286.68	1551.89 2399.14	1616.71 2502.81	1685.88 2619.58	1767.94 2740.58	1841.52 2865.93	1923.54 2995.61
005748	W&S Customer Service Rep 1	6	1440.42 2180.06	1505.21 2270.22	1566.10 2372.18	1626.99 2478.11	1695.58 2591.82	1764.03 2709.40	1840.10 2830.92	1917.31 2960.31	1999.69 3097.56	2086.00 3238.70
005749	W&S Customer Service Rep 2	6	1576.22 2403.49	1638.99 2513.28	1709.56 2623.09	1787.95 2741.16	1862.46 2864.46	1944.82 2993.41	2023.24 3128.10	2113.43 3268.88	2207.51 3415.97	2301.61 3569.71
005751	W&S Communications Spt SpC	6	1578.40 2452.55	1655.23 2565.85	1724.10 2683.21	1800.90 2804.62	1877.85 2938.12	1966.88 3079.88	2047.80 3221.50	2140.90 3371.17	2246.18 3529.10	2343.24 3706.27
005752	W&S Personnel Technician	6	1280.30 2031.32	1334.78 2132.50	1400.85 2241.43	1467.11 2350.40	1544.91 2459.42	1611.06 2580.02	1688.89 2712.35	1770.65 2836.95	1852.37 2976.93	1941.86 3124.82
005753	W&S Training Technician	6	1283.54 1972.16	1295.90 2070.39	1360.06 2176.16	1424.37 2281.95	1499.91 2387.77	1564.13 2504.87	1639.69 2633.36	1719.08 2754.33	1798.41 2890.22	1885.30 3033.81
005755	Utility Supply Spec 1	6	1301.70 1922.34	1349.04 2003.62	1404.32 2089.06	1455.52 2178.43	1506.83 2280.01	1570.04 2377.55	1633.21 2483.25	1700.21 2597.06	1771.21 2713.92	1846.25 2836.05

MIAMI DADE COUNTY  
 FY 2022-2023 PAY PLAN EFFECTIVE 2022-10-03

JOB CODE NUMBER	JOB TITLE		←-----									
			01	02	03	04	05	06	07	08	09	10
			11	12	13	14	15	16	17	18	19	20
005756	W&S Utility Supply Spec 2	6	1549.48 2466.46	1628.80 2580.83	1696.12 2707.39	1775.47 2846.26	1858.76 2976.95	1943.75 3123.93	2037.71 3279.14	2131.69 3438.41	2237.81 3593.10	2352.08 3754.81
005758	W&S Capital Inventory Spec	6	1618.94 2580.02	1694.50 2712.35	1773.90 2836.95	1853.20 2976.93	1941.86 3124.82	2031.32 3276.57	2132.50 3436.07	2241.43 3603.46	2350.40 3770.83	2459.42 3945.82
005760	W&S Purchasing Specialist	6	1688.89 2712.35	1770.42 2836.95	1852.37 2976.93	1941.86 3124.82	2031.32 3276.57	2132.50 3436.07	2241.43 3603.46	2350.40 3770.83	2459.42 3945.82	2580.02 4128.79
005762	W&S Laboratory Technician 1	6	1345.26 1999.69	1394.77 2086.00	1440.42 2180.06	1505.20 2270.22	1566.10 2372.18	1626.93 2478.11	1695.58 2591.83	1764.03 2709.40	1840.10 2831.29	1917.31 2958.73
005765	W&S Laboratory Technician 2	6	1505.21 2270.22	1566.10 2372.18	1626.99 2478.11	1695.58 2591.82	1764.03 2709.40	1840.10 2830.92	1917.31 2960.31	1999.69 3097.56	2086.00 3238.70	2180.06 3383.75
005770	Meter Reader	6	1318.40 2005.72	1370.31 2100.83	1430.79 2187.26	1487.05 2286.68	1551.89 2399.14	1616.71 2502.81	1685.88 2619.58	1767.94 2740.58	1841.52 2865.93	1923.54 2995.61
005772	W&S Mail Center Clerk 1	6	1236.00 1880.37	1284.67 1969.52	1341.37 2050.55	1394.10 2143.76	1454.90 2249.19	1515.57 2346.38	1580.52 2455.86	1657.45 2569.29	1726.42 2686.82	1803.31 2808.39
005773	W&S Mail Center Clerk 2	6	1318.40 2005.72	1370.31 2100.83	1430.79 2187.26	1487.05 2286.68	1551.89 2399.14	1616.71 2502.81	1685.88 2619.58	1767.94 2740.58	1841.52 2865.93	1923.54 2995.61
005774	W&S Duplicating Equip Operator	6	1318.40 2005.72	1370.31 2100.83	1430.79 2187.26	1487.05 2286.68	1551.89 2399.14	1616.71 2502.81	1685.88 2619.58	1767.94 2740.58	1841.52 2865.93	1923.54 2995.61
005775	W&S Data Entry Specialist 1	6	1124.49 1642.23	1162.53 1710.75	1212.09 1783.11	1257.73 1855.41	1303.40 1933.02	1356.65 2015.32	1406.17 2101.73	1455.65 2199.65	1516.57 2293.71	1577.50 2395.73
005776	W&S Data Entry Specialist 2	6	1257.73 1855.41	1303.40 1933.02	1356.65 2015.32	1406.17 2101.73	1455.65 2199.65	1516.57 2293.71	1577.50 2395.73	1642.23 2505.51	1710.75 2619.14	1783.11 2736.84
005778	W&S Gis Field Technician	6	1345.26 1999.69	1394.77 2086.00	1440.42 2180.06	1505.20 2270.22	1566.10 2372.18	1626.93 2478.11	1695.58 2591.83	1764.03 2709.40	1840.10 2830.92	1917.31 2960.31
005779	W&S Gis Graphics Technician 2	6	1425.23 2258.47	1490.00 2368.27	1566.10 2478.11	1630.75 2599.59	1706.94 2732.90	1786.92 2858.29	1866.84 2999.55	1956.54 3148.50	2046.69 3301.45	2148.68 3462.20
005783	W&S Mini-Computer Data Tech	6	1343.30 1996.88	1398.84 2082.58	1450.37 2172.45	1497.99 2270.45	1565.28 2364.46	1628.80 2470.54	1692.14 2580.83	1763.54 2699.20	1834.98 2821.71	1915.22 2948.34
005784	W&S Information Tech Spec		MIN 2136.98		MIN2 2560.32		MAX 3223.63		PAY GRADE..GII			
005785	W&S Sys Analyst/Programmer 1		MIN 2336.92		MIN2 2799.53		MAX 4030.50		PAY GRADE..GIJ			
005786	W&S Sys		MIN 2560.32		MIN2 3070.13		MAX 4409.35		PAY GRADE..GIF			

**MIAMI DADE COUNTY**  
**FY 2022-2023 PAY PLAN EFFECTIVE 2022-10-03**

JOB CODE NUMBER	JOB TITLE		01	02	03	04	05	06	07	08	09	10
			11	12	13	14	15	16	17	18	19	20
	Analyst/Programmer 2											
005796	W&S Gis Verification Sect Sup	6	2459.42 3945.82	2580.02 4128.79	2712.35 4315.55	2836.95 4517.96	2976.93 4735.89	3124.82 4957.63	3276.57 5191.18	3436.07 5440.22	3603.46 5696.98	3770.83 5969.42
005802	W&S Semi-Skilled Laborer	3	1318.40 2007.92	1374.05 2095.29	1429.63 2196.89	1489.61 2293.87	1553.96 2404.12	1618.20 2514.44	1690.90 2629.13	1763.77 2752.70	1836.62 2880.64	1922.31 3017.31
005803	W&S Maint Repairer	3	1318.40 2007.92	1374.05 2095.29	1429.63 2196.89	1489.61 2293.87	1553.96 2404.12	1618.20 2514.44	1690.90 2629.13	1763.77 2752.70	1836.62 2880.64	1922.31 3017.31
005804	W&S Maintenance Mechanic	3	1413.61 2226.77	1478.33 2328.68	1539.21 2446.28	1615.39 2563.88	1687.63 2689.35	1763.79 2818.70	1851.28 2955.92	1932.81 3101.00	2026.76 3253.82	2124.85 3410.74
005805	W&S Welder	3	1623.02 2576.41	1695.61 2702.51	1772.06 2832.55	1860.14 2970.42	1942.19 3116.20	2036.74 3269.81	2135.23 3427.40	2237.65 3592.88	2340.12 3758.38	2458.29 3931.55
005806	Sewer Inspection Technician 1	3	1375.46 2093.48	1432.63 2191.41	1489.69 2293.40	1558.21 2399.24	1626.72 2512.87	1691.44 2626.59	1763.79 2744.25	1839.91 2873.64	1920.99 3010.88	2007.15 3146.36
005807	Sewer Inspection Technician 2	3	1626.72 2512.87	1691.44 2626.59	1763.79 2744.25	1839.91 2873.64	1920.99 3010.88	2007.15 3148.06	2093.48 3296.97	2191.41 3445.93	2293.40 3600.99	2399.24 3763.03
005817	W&S Utility Equipment Tech	3	1942.19 3108.29	2032.80 3265.85	2135.23 3423.38	2237.65 3588.89	2340.12 3762.21	2450.42 3945.82	2572.49 4128.79	2698.58 4315.55	2828.59 4517.96	2970.42 4735.89
005822	W&S Backflow Enf Specialist	3	1687.63 2689.35	1763.79 2818.70	1851.28 2955.92	1932.81 3101.00	2026.76 3253.82	2124.85 3410.74	2226.77 3564.21	2328.68 3725.18	2446.28 3892.81	2563.88 4067.96
005825	W&S Septic Waste Attendant	3	1318.40 2007.92	1374.05 2095.29	1429.63 2196.89	1489.61 2293.87	1553.96 2404.12	1618.20 2514.44	1690.90 2629.13	1763.77 2752.70	1836.62 2880.64	1922.31 3017.31
005826	W&S Automotive Body Worker	3	1546.49 2458.29	1623.02 2576.41	1695.61 2702.51	1772.06 2832.55	1860.14 2970.42	1942.19 3116.20	2036.74 3269.81	2135.23 3427.40	2237.65 3592.88	2340.12 3758.38
005827	W&S Auto Equipment Operator 1	3	1373.90 2066.97	1426.60 2156.12	1475.29 2253.32	1544.12 2346.63	1609.01 2452.02	1673.83 2561.32	1746.70 2678.88	1819.68 2800.50	1900.76 2926.17	1981.82 3049.06
005828	W&S Auto Equipment Operator 2	3	1498.15 2367.41	1568.34 2485.41	1638.47 2607.17	1712.42 2732.85	1793.68 2869.81	1876.48 3003.00	1963.98 3155.34	2062.99 3307.55	2161.89 3467.39	2260.83 3634.93
005830	W&S Heavy Equipment Operator	3	1751.73 2783.50	1834.74 2915.44	1921.71 3053.63	2012.81 3198.37	2108.22 3349.96	2208.14 3508.76	2312.80 3675.07	2422.44 3849.27	2537.26 4031.73	2657.53 4222.82
005837	W&S Service Technician 1	3	1352.69 2124.85	1413.61 2226.77	1478.33 2328.68	1539.21 2446.28	1615.39 2563.88	1687.63 2689.35	1763.79 2818.70	1851.28 2955.92	1932.81 3101.00	2026.76 3253.82
005838	W&S Service Technician 2	3	1478.33 2328.68	1539.21 2446.28	1615.39 2563.88	1687.63 2689.35	1763.79 2818.70	1851.28 2955.92	1932.80 3101.00	2026.76 3253.82	2124.85 3410.74	2226.77 3575.32



MIAMI DADE COUNTY  
 FY 2022-2023 PAY PLAN EFFECTIVE 2022-10-03

JOB CODE NUMBER	JOB TITLE		01	02	03	04	05	06	07	08	09	10
			11	12	13	14	15	16	17	18	19	20
005840	W&S Plant Electrician	3	2237.65 3592.88	2340.12 3758.38	2458.29 3931.55	2576.41 4116.78	2702.51 4309.82	2832.55 4506.83	2970.42 4723.50	3116.20 4944.14	3269.81 5166.62	3427.40 5399.13
005841	W&S Plant Electrical Proj Spec	6	2065.89 3330.86	2170.63 3493.07	2280.02 3663.45	2389.66 3833.95	2503.20 4008.33	2628.96 4199.06	2754.81 4397.88	2892.66 4596.63	3026.55 4819.81	3180.80 5042.93
005842	W&S Power Plant Operator 1	3	1478.33 2328.68	1539.21 2446.28	1615.39 2563.88	1687.63 2689.35	1763.79 2818.70	1851.28 2955.92	1932.80 3101.00	2026.76 3253.82	2124.85 3410.74	2226.77 3575.32
005843	W&S Power Plant Operator 2	3	1623.02 2576.41	1695.61 2702.51	1772.06 2832.55	1860.14 2970.42	1942.19 3116.21	2036.74 3269.81	2135.23 3427.40	2237.65 3592.88	2340.12 3758.38	2458.29 3931.55
005844	W&S Plant Diesel Mechanic	3	2032.80 3265.85	2135.23 3423.38	2237.65 3588.89	2340.12 3762.21	2450.42 3945.82	2572.49 4128.79	2698.58 4315.55	2828.59 4517.96	2970.42 4735.89	3108.29 4949.01
005846	W&S Plant Mechanic	3	2032.80 3265.85	2135.23 3423.38	2237.65 3588.89	2340.12 3762.21	2450.42 3945.82	2572.49 4128.79	2698.58 4315.55	2828.59 4517.96	2970.42 4735.89	3108.29 4949.01
005848	W&S Pipefitter	3	1539.21 2446.28	1615.39 2563.88	1687.63 2689.35	1763.79 2818.70	1851.28 2955.92	1932.81 3101.00	2026.76 3253.82	2124.85 3410.74	2226.77 3575.32	2328.68 3746.93
005850	W&S Instrument Technician	3	2237.65 3592.88	2340.12 3758.38	2458.29 3931.55	2576.41 4116.78	2702.51 4309.82	2832.55 4506.83	2970.42 4723.50	3116.20 4944.14	3269.81 5166.62	3427.40 5399.13
005851	W&S Leak Detection Equip Spec	6	1623.02 2576.41	1695.61 2702.51	1772.06 2832.55	1860.14 2970.42	1942.19 3116.20	2036.74 3269.81	2135.23 3427.40	2237.65 3592.88	2340.12 3758.38	2458.29 3931.55
005852	Treatment Plant Operator 1	6	1772.06 2828.59	1856.22 2970.42	1942.19 3108.29	2032.80 3265.85	2135.23 3423.38	2237.65 3588.89	2340.12 3762.21	2450.42 3945.82	2572.49 4128.79	2698.58 4315.55
005853	W&S Treatment Plant Operator 2	6	2032.80 3265.85	2135.23 3423.38	2237.65 3588.89	2340.12 3762.21	2450.42 3945.82	2572.49 4128.79	2698.58 4315.55	2828.59 4517.96	2970.42 4735.89	3108.29 4949.01
005855	W&S Sludge Dewatering Oper 1	6	1440.42 2180.06	1505.21 2270.22	1566.10 2372.18	1626.99 2478.11	1695.58 2591.82	1764.03 2709.40	1840.10 2830.92	1917.31 2960.31	1999.69 3097.56	2086.00 3238.70
005856	W&S Sludge Dewatering Oper 2	6	1638.99 2513.28	1709.56 2623.09	1787.95 2741.16	1862.46 2864.46	1944.82 2993.41	2023.24 3128.10	2113.43 3268.88	2207.51 3415.97	2301.61 3569.71	2403.49 3730.34
005857	W&S Meter Technician	3	1539.21 2446.28	1615.39 2563.88	1687.63 2689.35	1763.79 2818.70	1851.28 2955.92	1932.81 3101.00	2026.76 3253.82	2124.85 3410.74	2226.77 3575.32	2328.68 3746.93
005858	W&S Flow Meter Technician	3	1326.09 2007.15	1375.46 2093.48	1432.63 2191.41	1489.69 2293.40	1558.21 2399.24	1626.72 2512.87	1691.44 2626.59	1763.79 2744.25	1839.91 2873.64	1920.99 3010.88
005859	W&S Senior Meter Technician	3	1687.63 2689.35	1763.79 2818.70	1851.28 2955.92	1932.81 3101.00	2026.76 3253.82	2124.85 3410.74	2226.77 3564.21	2328.68 3725.18	2446.28 3892.81	2563.88 4067.96
005860	Lime Production Plant Oper 1	6	1440.42	1505.21	1566.10	1626.99	1695.58	1764.03	1840.10	1917.31	1999.69	2086.00

**MIAMI DADE COUNTY**  
**FY 2022-2023 PAY PLAN EFFECTIVE 2022-10-03**

JOB CODE NUMBER	JOB TITLE		01	02	03	04	05	06	07	08	09	10
			←									→
			11	12	13	14	15	16	17	18	19	20
			2180.06	2270.22	2372.18	2478.11	2591.82	2709.40	2830.92	2960.31	3097.56	3238.70
005861	Lime Production Plant Oper 2	6	1576.22 2403.49	1638.99 2513.28	1709.56 2623.09	1787.95 2741.16	1862.46 2864.46	1944.82 2993.41	2023.24 3128.10	2113.43 3268.88	2207.51 3415.97	2301.61 3569.71
005862	W&S Evaluation&Review Spec	6	1917.31 2960.31	1999.69 3097.56	2086.00 3238.70	2180.06 3383.75	2270.22 3536.74	2372.18 3695.92	2478.11 3862.21	2591.83 4036.01	2709.40 4217.62	2830.92 4407.42
005866	W&S Valve Exercise Tech	3	1372.45 2161.91	1435.26 2260.85	1494.40 2375.04	1568.34 2489.19	1638.48 2611.01	1712.42 2736.61	1797.36 2869.83	1876.50 3010.69	1967.71 3159.04	2062.96 3311.39
005867	W&S Sewer Lateral Repair	3	1413.61 2226.77	1478.33 2328.68	1539.21 2446.28	1615.39 2563.88	1687.63 2689.35	1763.79 2818.70	1851.28 2955.92	1932.81 3101.00	2026.76 3253.82	2124.85 3410.74
005872	W&S Structural Maint Worker	3	1687.63 2689.35	1763.79 2818.70	1851.28 2955.92	1932.81 3101.00	2026.76 3253.82	2124.85 3410.74	2226.77 3575.32	2328.68 3739.99	2446.28 3912.54	2563.88 4088.62
005878	W&S Refrig/Ac Mechanic	3	2135.23 3427.40	2237.65 3592.88	2340.12 3758.38	2458.29 3931.55	2576.41 4128.79	2702.51 4315.55	2832.55 4517.96	2969.97 4735.89	3116.20 4944.14	3269.81 5166.62
005880	W&S Electrician	3	1942.19 3116.20	2036.74 3269.81	2135.23 3427.40	2237.65 3592.88	2340.12 3758.38	2458.29 3931.55	2576.41 4116.78	2702.51 4309.82	2832.55 4506.83	2970.42 4723.50
005882	W&S Plumber	3	1942.19 3116.20	2036.74 3269.81	2135.23 3427.40	2237.65 3592.88	2340.12 3758.38	2458.29 3931.55	2576.41 4116.78	2702.51 4309.82	2832.55 4506.83	2970.42 4723.50
005888	W&S Engineering Survey Tech 1	6	1318.40 2005.72	1370.31 2100.83	1430.79 2187.26	1487.05 2286.68	1551.89 2399.14	1616.71 2502.81	1685.88 2619.58	1767.94 2740.58	1841.52 2865.93	1923.54 2995.61
005889	W&S Engineering Survey Tech 2	6	1467.11 2350.40	1544.91 2459.42	1611.06 2580.02	1688.89 2712.35	1770.65 2836.95	1852.37 2976.93	1941.86 3124.82	2031.32 3276.57	2132.50 3436.07	2241.43 3603.46
005895	W&S Projects Inspector 1	6	1917.31 2960.31	1999.69 3097.56	2086.00 3238.70	2180.06 3383.75	2270.22 3536.74	2372.18 3695.92	2478.11 3862.21	2591.83 4036.01	2709.40 4217.62	2830.92 4407.42
005897	W&S Projects Inspector 2	6	2132.50 3436.07	2241.43 3603.46	2350.40 3770.83	2459.42 3945.82	2580.02 4128.79	2712.35 4315.55	2836.95 4517.96	2976.93 4735.89	3124.82 4957.63	3276.57 5191.18
005899	W&S Cctv Equip Inspection Tech	6	1772.06 2828.59	1856.22 2970.42	1942.19 3108.29	2032.80 3265.85	2135.23 3423.38	2237.65 3588.89	2340.12 3762.21	2450.42 3945.82	2572.49 4128.79	2698.58 4315.55
005901	W&S Utility Inv & Proc Special	6	1677.22 2572.29	1747.28 2688.92	1825.02 2809.68	1902.88 2938.04	1984.60 3074.18	2070.39 3214.27	2163.67 3358.26	2253.11 3510.06	2354.30 3668.05	2459.42 3833.06
005902	W&S Emp Sfty&Develop Instr	6	1900.86 3116.73	2001.28 3274.45	2108.94 3437.71	2216.53 3611.65	2327.65 3791.04	2442.47 3977.48	2564.43 4178.31	2689.92 4386.44	2826.25 4603.32	2969.68 4833.51
005903	W&S Mail Center Sup	6	1455.33 2253.11	1517.69 2358.24	1591.57 2467.17	1657.80 2580.02	1731.64 2696.76	1805.62 2825.11	1891.23 2961.41	1969.04 3097.58	2058.55 3241.50	2159.79 3393.37

MIAMI DADE COUNTY  
 FY 2022-2023 PAY PLAN EFFECTIVE 2022-10-03

JOB CODE NUMBER	JOB TITLE		←-----									
			01	02	03	04	05	06	07	08	09	10
			11	12	13	14	15	16	17	18	19	20
005904	Customer Service Sup 1	6	1852.37 2976.93	1941.86 3124.82	2031.32 3276.57	2132.50 3436.07	2241.43 3603.46	2350.40 3770.83	2459.42 3945.82	2580.02 4128.79	2712.35 4315.55	2836.95 4517.96
005905	Customer Service Sup 2	6	2241.43 3603.46	2350.40 3770.83	2459.42 3945.82	2580.02 4128.79	2712.35 4315.55	2836.95 4517.96	2976.93 4735.89	3124.82 4957.63	3276.57 5191.18	3436.07 5440.22
005906	Customer Service Mgr		MIN 3240.03		MIN2 3564.00		MAX 5274.07		PAY GRADE..G06			
005908	W & S Sr Const Compliance Spec	6	2176.16 3498.50	2281.95 3661.02	2387.77 3830.90	2504.99 4008.53	2633.36 4189.84	2754.33 4386.37	2890.22 4597.95	3033.81 4813.24	3181.14 5039.98	3335.98 5281.77
005912	W&S Com Center Shift Sup	6	2031.32 3276.57	2132.50 3436.07	2241.43 3603.46	2350.40 3770.83	2459.42 3945.82	2580.02 4128.79	2712.35 4315.55	2836.95 4517.96	2976.93 4735.89	3124.82 4957.63
005913	W&S Safety Supervisor	6	2459.42 3945.82	2580.02 4128.79	2712.35 4315.55	2836.95 4517.96	2976.93 4735.89	3124.82 4957.63	3276.57 5191.18	3436.07 5440.22	3603.46 5696.98	3770.83 5969.42
005914	W&S Contract Compliance Spec	6	1852.37 2976.93	1941.86 3124.82	2031.32 3276.57	2132.50 3436.07	2241.43 3603.46	2350.40 3770.83	2459.42 3945.82	2580.02 4128.79	2712.35 4315.55	2836.95 4517.96
005916	W&S Emergency Com Mgr		MIN 3240.03		MIN2 3564.00		MAX 5274.07		PAY GRADE..G06			
005917	W&S Utilities Collections Mgr		MIN 2477.44		MIN2 2898.63		MAX 4199.05		PAY GRADE..G03			
005918	Utility Supply Supervisor	6	2031.32 3276.57	2132.50 3436.07	2241.43 3603.46	2350.40 3770.83	2459.42 3945.82	2580.02 4128.79	2712.35 4315.55	2836.95 4517.96	2976.93 4735.89	3124.82 4957.63
005919	W&S Projects Compliance Spec	6	1917.31 2960.31	1999.69 3097.56	2086.00 3238.70	2180.06 3383.75	2270.22 3536.74	2372.18 3695.92	2478.11 3862.21	2591.83 4036.01	2709.40 4217.62	2830.92 4407.42
005920	W&S Paving Cost Estimator	6	1798.41 2890.22	1885.30 3033.81	1972.16 3181.14	2070.39 3335.98	2176.16 3498.50	2281.95 3661.02	2387.77 3830.90	2504.87 4008.53	2633.36 4189.84	2754.33 4386.37
005921	Manager W&S Training&Dev		MIN 2477.44		MIN2 2898.63		MAX 4199.05		PAY GRADE..G03			
005923	W&S Senior Microbiologist	6	2154.04 3467.53	2263.57 3635.66	2372.97 3803.86	2486.34 3983.66	2607.47 4167.32	2736.61 4358.91	2865.57 4562.20	3006.32 4767.47	3154.78 4982.04	3307.30 5206.23
005924	W&S Hazard Waste Specialist	6	1546.61 2580.02	1616.89 2712.35	1690.49 2836.95	1853.20 2976.93	1941.86 3124.82	2031.32 3276.57	2132.50 3436.07	2241.43 3603.46	2350.40 3770.83	2459.42 3945.82
005925	W&S Microbiologist	6	1868.64 3006.32	1962.42 3154.78	2052.38 3307.30	2154.04 3467.53	2263.57 3635.66	2372.97 3803.86	2486.34 3983.66	2607.47 4167.32	2736.61 4358.91	2865.57 4562.20
005926	W&S Environmental Chemist 1	6	1868.64 3006.32	1962.42 3154.78	2052.38 3307.30	2154.04 3467.53	2263.57 3635.66	2372.97 3803.86	2486.34 3983.66	2607.47 4167.32	2736.61 4358.91	2865.57 4562.20
005927	W&S Environmental Chemist 2	6	2154.04 3467.53	2263.57 3635.66	2372.97 3803.86	2486.34 3983.66	2607.47 4167.32	2736.61 4358.91	2865.57 4562.20	3006.32 4767.47	3154.78 4982.04	3307.30 5206.23

MIAMI DADE COUNTY  
 FY 2022-2023 PAY PLAN EFFECTIVE 2022-10-03

JOB CODE NUMBER	JOB TITLE		01	02	03	04	05	06	07	08	09	10
			11	12	13	14	15	16	17	18	19	20
005930	W&S Environmental Chemist 3		MIN 2502.21		MIN2 2927.61		MAX 4241.04		PAY GRADE..G03			
005931	A/E Professional Svc Mgr	6	2607.28 4148.37	2727.06 4342.93	2861.61 4552.42	3003.78 4765.58	3149.65 4990.07	3302.96 5229.47	3463.86 5476.28	3624.77 5738.16	3792.98 6011.21	3968.85 6302.97
005932	W&S Rate Analyst	6	2459.42 3945.82	2580.02 4128.79	2712.35 4315.55	2836.95 4517.96	2976.93 4735.89	3124.82 4957.63	3276.57 5191.18	3436.07 5440.22	3603.46 5696.98	3770.83 5969.42
005933	W&S Real Estate Manager		MIN 2838.32		MIN2 3320.85		MAX 4884.34		PAY GRADE..G05			
005934	W&S Liability Claims Admin	6	2241.43 3603.46	2350.40 3770.83	2459.42 3945.82	2580.02 4128.79	2712.35 4315.55	2836.95 4517.96	2976.93 4735.89	3124.82 4957.63	3276.57 5191.18	3436.07 5440.22
005936	Utility Damages Investigator	6	1770.65 2836.95	1852.37 2976.93	1941.86 3124.82	2031.32 3276.57	2132.50 3436.07	2241.43 3603.46	2350.40 3770.83	2459.42 3945.82	2580.02 4128.79	2712.35 4315.55
005937	New Bus Contracting Officer	6	2241.43 3603.46	2350.40 3770.83	2459.42 3945.82	2580.02 4128.79	2712.35 4315.55	2836.95 4517.96	2976.93 4735.89	3124.82 4957.63	3276.57 5191.18	3436.07 5440.22
005939	Mgr, W&S Fleet Management		MIN 2838.32		MIN2 3320.85		MAX 4884.34		PAY GRADE..G05			
005940	New Business Representative	6	1705.81 2611.48	1777.92 2728.72	1850.06 2849.83	1927.24 2978.94	2009.34 3119.67	2095.42 3252.50	2193.16 3389.38	2286.95 3530.18	2388.56 3689.00	2498.06 3855.03
005941	New Business Supervisor 1	6	1852.37 2976.93	1941.86 3124.82	2031.32 3276.57	2132.50 3436.07	2241.43 3603.46	2350.40 3770.83	2459.42 3945.82	2580.02 4128.79	2712.35 4315.55	2836.95 4517.96
005942	New Business Supervisor 2	6	2241.43 3603.46	2350.40 3770.83	2459.42 3945.82	2580.02 4128.79	2712.35 4315.55	2836.95 4517.96	2976.93 4735.89	3124.82 4957.63	3276.57 5191.18	3436.07 5440.22
005943	New Business Processor	6	1455.50 2199.26	1516.41 2293.40	1577.29 2395.37	1641.95 2505.18	1710.47 2618.80	1782.83 2736.39	1855.15 2857.97	1932.81 2987.38	2015.11 3128.48	2101.34 3261.70
005944	New Business Manager		MIN 3240.03		MIN2 3564.00		MAX 5274.07		PAY GRADE..G06			
005945	W&S Meter Repair Supervisor	3	2220.53 3565.33	2322.17 3729.44	2439.43 3901.48	2556.70 4085.30	2681.86 4276.88	2810.79 4472.30	2947.63 4687.37	3092.27 4906.17	3244.73 5126.97	3401.05 5357.68
005946	Cf W&S Meter Ops & Maint		MIN 3478.47		MIN2 3826.34		MAX 5704.02		PAY GRADE..G07			
005949	W&S Plans Review Coordinator	6	1972.16 3181.14	2070.39 3335.98	2176.16 3498.50	2281.95 3661.02	2387.77 3830.90	2504.87 4008.53	2633.36 4189.84	2754.33 4386.37	2890.22 4597.95	3033.81 4813.24
005950	W&S Construction Coordinator		MIN 3240.03		MIN2 3564.00		MAX 5274.07		PAY GRADE..G06			
005953	W&S Assistant Controller		MIN 3478.47		MIN2 3826.34		MAX 5704.02		PAY GRADE..G07			

MIAMI DADE COUNTY  
 FY 2022-2023 PAY PLAN EFFECTIVE 2022-10-03

JOB CODE NUMBER	JOB TITLE										
		01	02	03	04	05	06	07	08	09	10
		←									→
		11	12	13	14	15	16	17	18	19	20
005954	Mgr, W&S Collections Complianc	MIN 2838.32		MIN2 3320.85		MAX 4884.34		PAY GRADE..G05			
005955	W&S Capital Projects Director	MIN 4659.31		MIN2 5125.22		MAX 7853.89		PAY GRADE..G11			
005959	Cf Ws Small Bus Initiative Svc	MIN 3240.03		MIN2 3564.00		MAX 5274.07		PAY GRADE..G06			
005961	W&S Senior Business Analyst	MIN 2838.32		MIN2 3320.85		MAX 4884.34		PAY GRADE..G05			
005963	W&S Legis&Municipal Aff Coor	6 2387.77 3830.90	2504.87 4008.53	2633.36 4189.84	2754.33 4386.37	2890.22 4597.95	3033.81 4813.24	3181.14 5039.98	3335.98 5281.77	3498.50 5531.05	3661.02 5795.55
005964	Mgr, W&S Legis & Municipal Aff	MIN 3478.47		MIN2 3826.34		MAX 5704.02		PAY GRADE..G07			
005965	W&S Maint Planner/Scheduler	6 2065.89 3330.86	2170.63 3493.07	2280.02 3663.45	2389.66 3833.95	2503.20 4008.33	2628.96 4199.06	2754.81 4397.88	2892.66 4596.63	3026.55 4819.81	3180.80 5042.93
005966	W&S Plant Electrical Sup	3 2669.51 4257.18	2797.89 4451.74	2934.19 4665.82	3078.03 4883.69	3229.85 5109.41	3385.55 5350.69	3549.00 5607.55	3712.46 5868.20	3883.57 6132.26	4066.54 6408.21
005967	W&S Maintenance Services Mangr	6 2797.89 4451.74	2934.19 4665.82	3078.03 4883.69	3229.85 5109.41	3385.55 5350.69	3549.00 5607.55	3712.46 5868.20	3883.57 6144.54	4066.54 6437.03	4257.18 6758.91
005969	W&S Operations & Maint Sup	3 2428.21 3883.57	2544.98 4066.54	2669.51 4257.18	2797.89 4451.74	2934.19 4665.82	3078.03 4883.69	3229.85 5109.41	3385.55 5350.69	3549.00 5607.55	3712.46 5868.20
005970	W&S Plant Diesel Maint Sup	3 2428.21 3883.57	2544.98 4066.54	2669.51 4257.18	2797.89 4451.74	2934.19 4665.82	3078.03 4883.69	3229.85 5109.41	3385.55 5350.69	3549.00 5607.55	3712.46 5868.20
005972	W&S Plant Maintenance Sup	3 2428.21 3883.57	2544.98 4066.54	2669.51 4257.18	2797.89 4451.74	2934.19 4665.82	3078.03 4883.69	3229.85 5109.41	3385.55 5350.69	3549.00 5607.55	3712.46 5868.20
005973	Leak Detection Field Sup	6 1852.37 2976.93	1941.86 3124.82	2031.32 3276.57	2132.50 3436.07	2241.43 3603.46	2350.40 3770.83	2459.42 3945.82	2580.02 4128.79	2712.35 4315.55	2836.95 4517.96
005974	W&S Stores, Warehouse&Proc Mgr	MIN 3478.47		MIN2 3826.34		MAX 5704.02		PAY GRADE..G07			
005975	W&S Public Relations Coor	6 2797.89 4451.74	2934.19 4665.82	3078.03 4883.69	3229.85 5109.41	3385.55 5350.69	3549.00 5607.55	3712.46 5868.20	3883.57 6144.54	4066.54 6437.03	4257.18 6758.91
005976	W&S Procurement Manager	MIN 3240.03		MIN2 3564.00		MAX 5274.07		PAY GRADE..G06			
005978	Cfws Procurement&Material Mgmt	MIN 4013.69		MIN2 4415.05		MAX 6671.50		PAY GRADE..G09			
005979	Chf, W&S Ofc Of Public Engmt	MIN 3740.26		MIN2 4114.28		MAX 6174.28		PAY GRADE..G08			
005980	Chief W&S Labor	MIN 3740.26		MIN2 4114.28		MAX 6174.28		PAY GRADE..G08			

MIAMI DADE COUNTY  
 FY 2022-2023 PAY PLAN EFFECTIVE 2022-10-03

JOB CODE NUMBER	JOB TITLE		01	02	03	04	05	06	07	08	09	10
			11	12	13	14	15	16	17	18	19	20
	Relations											
005981	W&S Public Affairs Admin	6	2364.13 3792.98	2480.06 3968.85	2607.28 4148.37	2727.06 4342.93	2861.61 4552.42	3003.78 4765.58	3149.65 4990.07	3302.96 5229.47	3463.86 5476.28	3624.77 5738.16
005982	W&S Senior Program Manager		MIN 3740.26		MIN2 4114.28		MAX 6174.28		PAY GRADE..G08			
005983	Div Director, W&S Operations		MIN 4013.69		MIN2 4415.05		MAX 6671.50		PAY GRADE..G09			
005984	Ast Dir W&S		MIN 4659.31		MIN2 5125.22		MAX 7853.89		PAY GRADE..G11			
005987	W&S Division Manager		MIN 3478.47		MIN2 3826.34		MAX 5704.02		PAY GRADE..G07			
005988	Cf, W&S Intgov Aff & A/E Ctrcs		MIN 3740.26		MIN2 4114.28		MAX 6174.28		PAY GRADE..G08			
005989	Assistant Div Director W&S Ops		MIN 3740.26		MIN2 4114.28		MAX 6174.28		PAY GRADE..G08			
005990	W&S Fleet Management Spec	6	1688.89 2712.35	1770.65 2836.95	1852.37 2976.93	1941.86 3124.82	2031.32 3276.57	2132.50 3436.07	2241.43 3603.46	2350.40 3776.42	2459.42 3957.69	2580.02 4147.66
005992	Mgr, W&S Construction Contract	6	2976.93 4735.89	3124.82 4957.63	3276.57 5191.18	3436.07 5440.22	3603.46 5696.98	3770.83 5969.42	3945.82 6253.46	4128.79 6556.99	4315.55 6864.45	4517.96 7199.07
005993	W&S Sr Advisor Cap Proj & Comp		MIN 5019.99		MIN2 5522.02		MAX 8525.75		PAY GRADE..G12			
005994	W&S Chief Of Staff		MIN 4321.94		MIN2 4754.15		MAX 7235.87		PAY GRADE..G10			
005995	Dep W&S Director		MIN 5020.00		MIN2 5522.02		MAX 13640.25		PAY GRADE..E02			
005996	Cf, One Water Ofcr & Dir Of Inv		MIN 5020.00		MIN2 5522.02		MAX 13640.25		PAY GRADE..E02			
005999	Dir, Md Water & Sewer Dept		MIN 5409.68		MIN2 5950.66		MAX 15309.84		PAY GRADE..E01			
006001	Custodial Worker 1	3	1236.00 1882.43	1288.18 1964.33	1340.28 2059.58	1396.50 2150.50	1456.84 2253.87	1517.07 2357.29	1585.21 2464.80	1653.54 2580.65	1721.83 2700.60	1802.16 2828.74
006002	Custodial Worker 2	3	1318.40 2007.92	1374.05 2095.29	1429.63 2196.89	1489.61 2293.87	1553.96 2404.12	1618.20 2514.44	1690.90 2629.13	1763.77 2752.70	1836.62 2880.64	1922.31 3017.31
006004	Custodial Worker Sup 1	3	953.38 1393.10	988.44 1447.68	1023.40 1502.15	1062.29 1564.33	1105.17 1626.57	1140.27 1696.67	1186.87 1774.46	1237.50 1848.43	1284.13 1930.20	1334.78 2007.97
006005	Custodial Worker Sup 2	3	1442.87 2199.65	1505.62 2293.71	1568.39 2395.73	1635.06 2505.51	1705.61 2618.27	1780.17 2736.10	1854.61 2859.20	1933.02 2987.85	2015.32 3122.34	2101.73 3262.85
006008	Guard	3	1236.00 1882.43	1288.18 1964.33	1340.28 2059.58	1396.50 2150.50	1456.84 2253.87	1517.07 2357.29	1585.21 2464.80	1653.54 2580.65	1721.83 2700.60	1802.16 2828.74
006010	Bridge Operator	3	1236.00 1882.43	1288.18 1964.33	1340.28 2059.58	1396.50 2150.50	1456.84 2253.87	1517.07 2357.29	1585.21 2464.80	1653.54 2580.65	1721.83 2700.60	1802.16 2828.74

**MIAMI DADE COUNTY**  
**FY 2022-2023 PAY PLAN EFFECTIVE 2022-10-03**

JOB CODE NUMBER	JOB TITLE		01	02	03	04	05	06	07	08	09	10
			11	12	13	14	15	16	17	18	19	20
006020	Laundry Manager	6	1611.06 2580.02	1688.89 2712.35	1770.65 2836.95	1852.37 2976.93	1941.86 3124.82	2031.32 3276.57	2132.50 3436.07	2241.43 3603.46	2350.40 3770.83	2459.42 3945.82
006028	Parking Lot Attendant	6	1236.00 1880.37	1284.67 1969.52	1341.37 2050.55	1394.10 2143.76	1454.90 2249.19	1515.57 2346.38	1580.52 2455.86	1657.45 2569.29	1726.42 2686.82	1803.31 2808.39
006029	Parking Lot Attendant Sup	6	1455.33 2253.11	1517.69 2358.24	1591.57 2467.17	1657.80 2580.02	1731.64 2696.76	1805.62 2825.11	1891.23 2961.41	1969.04 3097.58	2058.55 3241.50	2159.79 3393.37
006030	Laborer	3	1236.00 1882.43	1288.18 1964.33	1340.28 2059.58	1396.50 2150.50	1456.84 2253.87	1517.07 2357.29	1585.21 2464.80	1653.54 2580.65	1721.83 2700.60	1802.16 2828.74
006035	Semi-Skilled Laborer	3	1318.40 2007.92	1374.05 2095.29	1429.63 2196.89	1489.61 2293.87	1553.96 2393.82	1618.20 2514.44	1690.90 2629.13	1763.77 2752.70	1836.62 2880.64	1922.31 3017.31
006040	Labor Sup 1	3	1171.31 1746.70	1219.83 1819.68	1268.49 1900.76	1317.08 1981.82	1373.90 2066.97	1426.60 2156.12	1475.29 2253.32	1544.12 2346.63	1609.01 2452.02	1673.83 2561.32
006041	Labor Sup 2	3	1317.08 1981.82	1373.90 2066.97	1426.60 2156.12	1475.29 2253.32	1544.12 2346.63	1609.01 2452.02	1673.83 2561.32	1746.70 2678.88	1819.68 2800.50	1900.76 2926.17
006042	Labor Sup 3	3	1459.02 2334.40	1527.91 2447.96	1609.01 2561.32	1677.87 2687.00	1758.89 2824.83	1844.00 2954.50	1929.13 3100.34	2022.33 3254.42	2115.59 3412.46	2220.89 3578.66
006044	Sprayer	3	1438.52 2225.52	1497.99 2327.65	1565.28 2433.81	1632.75 2548.20	1700.18 2666.64	1779.50 2793.16	1858.76 2927.92	1939.63 3058.63	2033.68 3205.66	2123.46 3360.74
006046	Public Works Supervisor 1	3	1836.75 2934.19	1918.49 3078.03	2011.82 3229.85	2109.18 3385.55	2210.29 3549.00	2311.51 3712.46	2428.21 3883.57	2544.98 4066.54	2669.51 4257.18	2797.89 4451.74
006047	Public Works Supervisor 2	3	2135.23 3427.40	2237.65 3592.88	2340.12 3758.38	2458.29 3931.55	2576.41 4116.78	2702.51 4309.82	2832.55 4506.83	2970.42 4723.50	3116.20 4936.05	3269.81 5158.18
006048	Public Works Supervisor 3	6	2066.97 3327.35	2172.33 3489.42	2277.67 3651.64	2378.88 3821.76	2500.56 4000.11	2626.19 4182.50	2747.85 4377.00	2885.65 4587.81	3027.49 4802.58	3173.35 5029.45
006051	Bridge Supervisor 1	3	1996.87 3217.18	2095.44 3373.28	2202.28 3537.62	2309.19 3702.06	2416.01 3874.54	2535.20 4055.41	2662.49 4240.30	2785.74 4437.50	2925.53 4637.15	3069.32 4845.84
006052	Bridge Supervisor 2	6	2066.97 3327.35	2172.33 3489.42	2277.67 3651.64	2378.88 3821.76	2500.56 4000.11	2626.19 4182.50	2747.85 4377.00	2885.65 4587.81	3027.49 4802.58	3173.35 5029.45
006080	Food Service Worker 1	3	1236.00 1882.43	1288.18 1964.33	1340.28 2059.58	1396.50 2150.50	1456.84 2253.87	1517.07 2357.29	1585.21 2464.80	1653.54 2580.65	1721.83 2700.60	1802.16 2828.74
006081	Food Service Worker 2	3	1265.44 1876.72	1317.14 1956.62	1365.21 2040.51	1413.25 2135.58	1472.40 2226.90	1531.55 2325.95	1594.40 2432.53	1660.92 2542.85	1731.17 2657.13	1801.37 2775.04

**MIAMI DADE COUNTY**  
**FY 2022-2023 PAY PLAN EFFECTIVE 2022-10-03**

JOB CODE NUMBER	JOB TITLE		01	02	03	04	05	06	07	08	09	10
			11	12	13	14	15	16	17	18	19	20
006086	Cook 1	3	1236.00 1880.37	1284.67 1969.52	1341.37 2050.55	1394.10 2143.76	1454.90 2249.19	1515.57 2346.38	1580.52 2455.86	1657.45 2569.29	1726.42 2686.82	1803.31 2808.39
006087	Cook 2	3	1109.22 1626.93	1154.96 1695.58	1200.64 1764.03	1246.23 1840.10	1291.97 1917.31	1345.26 1999.69	1394.77 2086.00	1440.42 2180.06	1505.20 2270.22	1566.10 2372.18
006088	Cook 3	6	1339.00 2058.55	1397.06 2159.79	1455.34 2253.11	1517.69 2339.59	1591.57 2432.53	1657.82 2542.26	1731.77 2656.37	1805.66 2749.33	1921.14 2874.77	1968.99 2965.68
006090	Food Service Manager	6	1318.40 2005.72	1370.31 2100.83	1430.79 2187.26	1487.05 2286.68	1551.89 2399.14	1616.61 2502.81	1685.88 2619.58	1767.94 2740.58	1841.52 2865.93	1923.54 2995.61
006101	Maintenance Mechanic	3	1420.23 2237.65	1485.23 2340.12	1546.49 2458.29	1623.02 2576.41	1695.61 2702.51	1772.06 2832.55	1860.14 2970.42	1942.19 3116.20	2036.74 3269.81	2135.23 3427.40
006103	Heavy Truck Tire Repairer	3	1318.40 2007.92	1374.05 2095.29	1429.63 2196.89	1489.61 2293.87	1553.96 2404.12	1618.20 2514.44	1690.90 2629.13	1763.77 2752.70	1836.62 2880.64	1922.31 3017.31
006106	Aircraft Technician	3	2311.51 3716.24	2420.57 3887.54	2541.12 4066.54	2665.66 4257.18	2794.04 4455.62	2934.19 4665.82	3070.37 4887.60	3225.94 4887.60	3381.59 5083.10	3545.05 5286.42
006107	Aircraft Technician Supervisor	3	2903.00 4622.95	3050.82 4831.00	3194.86 5048.37	3350.45 5275.59	3513.89 5513.01	3677.41 5761.09	3844.72 6020.34	4027.67 6291.24	4218.33 6574.36	4409.02 6870.19
006112	Light Equipment Technician	3	1623.02 2572.49	1695.61 2698.58	1772.06 2828.59	1856.22 2970.42	1942.19 3108.29	2032.80 3265.85	2135.23 3423.38	2237.65 3588.89	2340.12 3762.21	2450.42 3935.62
006113	Light Equipment Technicn Sup	3	1918.49 3070.37	2007.97 3225.94	2109.18 3381.59	2210.29 3545.05	2311.51 3716.24	2420.57 3887.54	2541.12 4066.54	2665.66 4257.18	2794.04 4455.62	2934.19 4665.82
006114	Heavy Equipment Technician	3	1942.19 3108.29	2032.80 3265.85	2135.23 3423.38	2237.65 3588.89	2340.12 3762.21	2450.42 3945.82	2572.49 4128.79	2698.58 4315.55	2828.59 4517.96	2970.42 4735.89
006116	Utility Equipment Tech Sup	3	2541.12 4066.54	2665.66 4257.18	2794.04 4455.62	2934.19 4665.82	3070.37 4887.60	3225.94 5113.29	3381.60 5363.85	3545.05 5626.68	3716.24 5902.36	3887.54 6191.61
006122	Transportation Officer	6	1688.89 2712.35	1770.65 2836.95	1852.37 2976.93	1941.86 3124.82	2031.32 3276.57	2132.50 3436.07	2241.43 3603.46	2350.40 3770.83	2459.42 3945.82	2580.02 4128.79
006124	Fleet Management Clerk	6	1311.06 1944.82	1360.53 2023.24	1417.55 2113.43	1470.97 2207.51	1524.15 2301.61	1585.12 2403.49	1646.07 2513.28	1714.55 2623.09	1790.69 2741.13	1863.02 2864.47
006126	Fleet Management Analyst 1	6	1852.37 2976.93	1941.86 3124.82	2031.32 3276.57	2132.50 3436.07	2241.43 3603.46	2350.40 3770.83	2459.42 3945.82	2580.02 4128.79	2712.35 4315.55	2836.95 4517.96
006127	Fleet Management Analyst 2	6	2070.39 3335.98	2176.16 3498.50	2281.95 3661.02	2387.77 3830.90	2504.87 4008.53	2633.36 4189.84	2754.33 4386.37	2890.22 4597.95	3033.81 4813.24	3181.14 5039.98
006130	Fleet Mgmt Ast Facility Sup	3	2311.51	2420.57	2541.12	2665.66	2794.04	2934.19	3070.37	3225.94	3381.59	3545.05



MIAMI DADE COUNTY  
FY 2022-2023 PAY PLAN EFFECTIVE 2022-10-03

JOB CODE NUMBER	JOB TITLE		←-----									
			01	02	03	04	05	06	07	08	09	10
			11	12	13	14	15	16	17	18	19	20
			3716.24	3887.54	4066.54	4257.18	4455.62	4665.82	4887.60	4887.60	5083.10	5286.42
006131	Fleet Mgmt Facility Supervisor	3	2541.12	2665.66	2794.04	2934.19	3070.37	3225.94	3381.60	3545.05	3716.24	3887.54
			4066.54	4257.18	4455.62	4665.82	4887.60	5113.29	5363.85	5626.68	5902.36	6191.61
006132	Fleet Mgmt Ast Svc Mgr	6	2580.02	2712.35	2836.95	2976.93	3124.82	3276.57	3436.07	3603.46	3770.83	3945.82
			4128.79	4315.55	4517.96	4735.89	4957.63	5191.18	5440.22	5696.98	5969.42	6253.46
006133	Fleet Mgmt Service Manager		MIN 3240.03		MIN2 3564.00		MAX 5274.07		PAY GRADE..G06			
006134	Isd Fleet Management Div Dir		MIN 4659.31		MIN2 5125.22		MAX 7853.89		PAY GRADE..G11			
006135	Fleet Mgmt Training Specialist	6	2241.43	2350.40	2459.42	2580.02	2712.35	2836.95	2976.93	3124.82	3276.57	3436.07
			3603.46	3770.83	3945.82	4128.79	4315.55	4517.97	4735.89	4957.63	5191.18	5440.22
006136	Fleet Contracts & Proc Manager		MIN 3478.47		MIN2 3826.34		MAX 5704.02		PAY GRADE..G07			
006138	Fleet Administrative Manager	6	2685.50	2808.86	2947.46	3093.89	3244.14	3402.05	3567.78	3733.50	3906.75	4087.92
			4272.82	4473.23	4688.99	4908.54	5139.77	5386.35	5640.57	5910.32	6191.55	6492.07
006140	Fleet Operations Coordinator	6	2797.89	2934.19	3078.03	3229.85	3385.55	3549.00	3712.46	3883.57	4066.54	4257.18
			4451.74	4665.82	4883.69	5109.41	5350.69	5607.55	5868.20	6144.54	6437.03	6758.91
006142	Isd Mgr Equipment Services	6	2712.35	2836.95	2976.93	3124.82	3276.57	3436.07	3603.46	3770.83	3945.82	4128.79
			4315.55	4517.96	4735.89	4957.63	5191.18	5440.22	5696.98	5969.42	6253.46	6556.99
006202	Driver Messenger	6	1236.00	1284.67	1341.37	1394.10	1454.90	1515.57	1580.52	1657.45	1726.42	1803.31
			1880.37	1969.52	2050.55	2143.76	2249.19	2346.38	2455.86	2569.29	2686.82	2808.39
006205	Auto Equip Operator 1	3	1373.90	1426.60	1475.29	1544.12	1609.01	1673.83	1746.70	1819.68	1900.76	1981.82
			2066.97	2156.12	2253.32	2346.63	2452.02	2561.32	2678.88	2800.50	2926.17	3049.06
006206	Auto Equip Operator 2	3	1498.15	1568.34	1638.47	1712.42	1793.68	1876.48	1963.98	2062.99	2161.89	2260.83
			2367.41	2485.41	2607.17	2732.85	2869.81	3003.00	3155.34	3307.55	3467.39	3634.93
006207	Auto Equip Operator 3	3	1677.87	1758.89	1844.00	1929.13	2022.33	2115.59	2220.89	2334.40	2447.96	2561.32
			2687.00	2824.83	2954.50	3100.34	3254.42	3412.46	3578.66	4128.79	4315.55	4517.97
006208	Waste Collector	3	1402.66	1461.45	1522.68	1586.49	1652.95	1722.21	1794.37	1869.57	1947.89	2029.51
			2114.54	2203.15	2295.46	2391.64	2491.86	2596.26	2705.05	2818.38	2936.48	3059.51
006209	Trash Truck Driver 1	3	1449.00	1509.30	1572.09	1637.47	1705.60	1776.55	1850.46	1927.43	2007.61	2091.13
			2178.12	2268.72	2363.11	2461.40	2563.81	2670.47	2781.56	2897.27	3017.80	3143.34
006211	Trash Truck Driver 2	3	1579.83	1644.94	1712.70	1783.27	1856.74	1933.23	2012.89	2095.82	2182.17	2272.06
			2365.68	2463.14	2564.62	2670.29	2780.31	2894.86	3014.12	3138.30	3267.60	3402.23
006212	Trash Cran Operator	3	1683.68	1763.32	1846.72	1934.07	2025.56	2121.37	2221.71	2326.80	2436.86	2552.12

**MIAMI DADE COUNTY**  
**FY 2022-2023 PAY PLAN EFFECTIVE 2022-10-03**

JOB CODE NUMBER	JOB TITLE		01	02	03	04	05	06	07	08	09	10
			←-----									
			11	12	13	14	15	16	17	18	19	20
			2672.83	2799.26	2931.66	3070.33	3215.56	3367.66	3526.95	3693.77	3868.48	4051.46
006213	Waste Equipment Operator	3	1751.73 2783.50	1834.74 2915.44	1921.71 3053.63	2012.81 3198.37	2108.22 3349.96	2208.14 3508.76	2312.80 3675.07	2422.44 3849.27	2537.26 4031.73	2657.53 4222.82
006215	Waste Truck Driver	3	1548.66 2334.63	1613.56 2432.45	1681.16 2534.37	1751.61 2640.56	1825.00 2751.20	1901.46 2866.48	1981.13 2986.58	2064.13 3111.71	2150.63 3242.10	2240.72 3377.94
006227	Heavy Duty Crane Operator	6	1683.56 2357.29	1737.61 2436.86	1783.88 2520.36	1830.20 2607.76	1888.31 2699.28	1947.89 2794.66	2007.61 2893.99	2075.06 2993.44	2150.63 3096.83	2214.23 3229.15
006301	Waste Service Clerk 1	6	1318.40 2005.72	1370.31 2100.83	1430.79 2187.26	1487.05 2286.68	1551.89 2399.14	1616.61 2502.81	1685.88 2619.58	1767.94 2740.58	1841.52 2865.93	1923.54 2995.61
006303	Waste Service Clerk 2	6	1493.93 2270.22	1556.65 2372.18	1619.37 2488.63	1689.99 2591.83	1760.52 2709.40	1838.86 2830.92	1917.31 2960.31	1999.69 3097.56	2086.00 3238.70	2180.06 3383.75
006304	Waste Service Clerk Sup	6	1657.80 2580.02	1731.64 2696.76	1805.62 2825.11	1891.23 2961.41	1969.04 3097.58	2058.55 3241.50	2159.79 3393.37	2253.11 3563.68	2358.24 3724.08	2467.17 3891.67
006305	Waste Radio Operator	6	1318.40 2005.72	1370.31 2100.83	1430.79 2187.26	1487.05 2286.68	1551.89 2399.14	1616.61 2502.81	1685.88 2619.58	1767.94 2740.58	1841.52 2865.93	1923.54 2995.61
006308	Waste Attendant 1	3	1236.00 1882.43	1288.18 1964.33	1340.69 2059.58	1396.50 2150.50	1456.84 2253.87	1517.07 2357.29	1585.21 2464.80	1653.54 2580.65	1721.83 2700.60	1802.16 2828.74
006309	Waste Attendant 2	6	1318.40 2005.72	1370.31 2100.83	1430.79 2187.26	1487.05 2286.68	1551.89 2399.14	1616.61 2502.81	1685.88 2619.58	1767.94 2740.58	1841.52 2865.93	1923.54 2995.61
006311	Waste Operations Clerk	6	1318.40 2005.72	1370.31 2100.83	1430.79 2187.26	1487.05 2286.68	1551.89 2399.14	1616.61 2502.81	1685.88 2619.58	1767.94 2740.58	1841.52 2865.93	1923.54 2995.61
006312	Waste Scale Operator	6	1257.73 1855.41	1303.40 1933.02	1356.65 2015.32	1406.17 2101.73	1455.65 2199.65	1516.57 2293.71	1577.50 2395.73	1642.23 2505.51	1710.75 2619.14	1783.11 2736.84
006314	Waste Scale Operations Sup	6	1852.37 2976.93	1941.86 3124.82	2031.32 3276.57	2132.50 3436.07	2241.43 3603.46	2350.40 3770.83	2459.42 3945.82	2580.02 4128.79	2712.35 4315.55	2836.95 4517.96
006317	Dswm Fleet Maintenance Coor	6	2065.89 3330.86	2170.63 3493.07	2280.02 3663.45	2389.66 3833.95	2503.20 4008.33	2628.96 4199.06	2754.81 4397.88	2892.66 4596.63	3026.55 4819.81	3180.80 5042.93
006318	Waste Supervisor 1	6	1982.31 3189.97	2073.58 3344.80	2176.85 3507.66	2288.11 3678.44	2399.42 3849.36	2510.67 4028.17	2633.74 4214.74	2768.85 4405.47	2895.95 4612.00	3038.95 4834.54
006319	Waste Supervisor 2	6	2176.85 3507.66	2288.11 3678.44	2399.42 3849.36	2510.67 4028.17	2633.74 4214.74	2768.85 4405.47	2895.95 4612.00	3038.95 4834.54	3189.97 5052.09	3344.80 5279.43
006320	Dswm Landfill Ops Supervisor	6	1924.57 3097.06	2013.18 3247.38	2113.45 3405.50	2221.47 3571.30	2329.53 3737.24	2437.54 3910.84	2557.03 4091.98	2688.20 4277.16	2811.60 4477.67	2950.44 4693.73

**MIAMI DADE COUNTY**  
**FY 2022-2023 PAY PLAN EFFECTIVE 2022-10-03**

JOB CODE NUMBER	JOB TITLE		←-----									
			01	02	03	04	05	06	07	08	09	10
			11	12	13	14	15	16	17	18	19	20
006323	Dswm Home Chemical Sup	6	1852.37 2976.93	1941.86 3124.82	2031.32 3276.57	2132.50 3436.07	2241.43 3603.46	2350.40 3770.83	2459.42 3945.82	2580.02 4128.79	2712.35 4315.55	2836.95 4517.96
006324	Dswm Illegal Dumping Enf Ofc	6	1780.60 2861.61	1866.64 3003.78	1952.63 3149.65	2049.90 3302.96	2154.62 3463.86	2259.36 3624.77	2364.13 3792.98	2480.06 3968.85	2607.28 4148.37	2727.06 4342.93
006325	Dswm Illegal Dump Enf Supervis	6	2176.85 3507.66	2288.11 3678.44	2399.42 3849.36	2510.67 4028.17	2633.74 4214.74	2768.85 4405.47	2895.95 4612.00	3038.95 4834.54	3189.97 5052.09	3344.80 5279.43
006327	Dswm Enf & Collections Clerk	6	1318.40 2005.72	1370.31 2100.83	1430.79 2187.26	1487.05 2286.68	1551.89 2399.14	1616.61 2502.81	1685.88 2619.58	1767.94 2740.58	1841.52 2865.93	1923.54 2995.61
006328	Waste Enforcement Officer 1	6	1546.61 2580.02	1616.89 2712.35	1690.49 2836.95	1853.20 2976.93	1941.86 3124.82	2031.32 3276.57	2132.50 3436.07	2241.43 3603.46	2350.40 3770.83	2459.42 3945.82
006329	Waste Enforcement Officer 2	6	1996.88 3201.48	2094.89 3352.63	2188.86 3515.92	2294.95 3687.41	2405.23 3858.92	2519.53 4034.52	2646.16 4226.44	2772.71 4426.62	2911.56 4626.70	3046.29 4851.30
006330	Tech Equip Instructor Supervis	6	2387.77 3830.90	2504.87 4008.53	2633.36 4189.84	2754.33 4386.37	2890.22 4597.95	3033.81 4813.24	3181.14 5039.98	3335.98 5281.77	3498.50 5531.05	3661.02 5795.47
006334	Dswm Section Manager	6	2435.07 3906.75	2554.46 4087.92	2685.50 4272.82	2808.86 4473.23	2947.46 4688.99	3093.89 4908.54	3244.14 5139.77	3402.05 5386.40	3567.78 5640.57	3733.50 5910.32
006335	Dtpw Permits Supervisor	6	2364.13 3792.98	2480.06 3968.85	2607.28 4148.37	2727.06 4342.93	2861.61 4552.42	3003.78 4765.58	3149.65 4990.07	3302.96 5229.47	3463.86 5476.28	3624.77 5738.16
006336	Dswm Contracts Comp Analyst	6	2070.39 3335.98	2176.16 3498.50	2281.95 3661.02	2387.77 3830.90	2504.87 4008.53	2633.36 4189.84	2754.33 4386.37	2890.22 4597.95	3033.81 4813.24	3181.14 5039.98
006337	Dswm Contract Compliance Sup	6	2797.89 4451.74	2934.19 4665.82	3078.03 4883.69	3229.85 5109.41	3385.55 5350.69	3549.00 5607.55	3712.46 5868.20	3883.57 6144.54	4066.54 6437.03	4257.18 6758.91
006339	Transfer Station Supt	6	2459.42 3945.82	2580.02 4128.79	2712.35 4315.55	2836.95 4517.96	2976.93 4735.89	3124.82 4957.63	3276.57 5191.18	3436.07 5440.22	3603.46 5696.98	3770.83 5969.42
006340	Dswm Ops Mgmt&Route Perf Coor	6	2797.89 4451.74	2934.19 4665.82	3078.03 4883.69	3229.85 5109.41	3385.55 5350.69	3549.00 5607.55	3712.46 5868.20	3883.57 6144.54	4066.54 6437.03	4257.18 6758.91
006342	Dsmw Recycling Manager	6	2712.35 4315.55	2836.95 4517.96	2976.93 4735.89	3124.82 4957.63	3276.57 5191.18	3436.07 5440.22	3603.46 5696.98	3770.83 5969.42	3945.82 6253.46	4128.79 6556.99
006343	Dswm Collection Specialist	6	1664.32 2580.02	1736.02 2696.76	1807.81 2825.11	1891.23 2961.41	1969.04 3097.58	2058.55 3241.50	2159.79 3393.37	2253.11 3552.77	2358.24 3720.13	2467.17 3887.54
006344	Dswm Credit&Collections Mgr	6	2031.32 3276.57	2132.50 3436.07	2241.43 3603.46	2350.40 3770.83	2459.42 3945.82	2580.02 4128.79	2712.35 4315.55	2836.95 4517.96	2976.93 4735.89	3124.82 4957.63

MIAMI DADE COUNTY  
FY 2022-2023 PAY PLAN EFFECTIVE 2022-10-03

JOB CODE NUMBER	JOB TITLE		01	02	03	04	05	06	07	08	09	10
			←-----									
			11	12	13	14	15	16	17	18	19	20
006346	Technical Equip Instructor	6	1995.90 3276.57	2132.50 3438.17	2241.43 3603.46	2350.40 3770.83	2459.42 3945.82	2580.02 4128.79	2712.35 4315.55	2836.95 4517.96	2976.93 4735.89	3124.82 4957.63
006347	Dswm Landfill Superintendent	6	2459.42 3945.82	2580.02 4128.79	2712.35 4315.55	2836.95 4517.96	2976.93 4735.89	3124.82 4957.63	3276.57 5191.18	3436.07 5440.25	3603.46 5696.98	3770.83 5969.42
006348	Manager, Procurement & Contract	6	2797.89 4451.74	2934.19 4665.82	3078.03 4883.69	3229.85 5109.41	3385.55 5350.69	3549.00 5607.55	3712.46 5868.20	3883.57 6144.54	4066.54 6437.03	4257.18 6758.91
006349	Manager, Dswm 1		MIN 2838.32		MIN2 3320.85		MAX 4884.34		PAY GRADE..G05			
006350	Manager, Dswm 2		MIN 3240.03		MIN2 3564.00		MAX 5274.07		PAY GRADE..G06			
006351	Cf, Swm Lbr Rel, Safety & Trn		MIN 3740.26		MIN2 4114.28		MAX 6174.28		PAY GRADE..G08			
006354	Dswm Resource & Recovery Admin		MIN 2838.32		MIN2 3320.85		MAX 4884.34		PAY GRADE..G05			
006356	Controller Dswm		MIN 3740.26		MIN2 4114.28		MAX 6174.28		PAY GRADE..G08			
006361	Environmental Technician 2	6	1318.40 2005.72	1370.31 2100.83	1430.79 2187.26	1487.05 2286.68	1551.89 2399.14	1616.61 2502.81	1685.88 2619.58	1767.94 2740.58	1841.52 2865.93	1923.54 2995.61
006363	Dswm Environmental Affairs Mgr	6	2580.02 4128.79	2712.35 4315.55	2836.95 4517.96	2976.93 4735.89	3124.82 4957.63	3276.57 5191.18	3436.07 5440.22	3603.46 5696.98	3770.83 5969.42	3945.82 6253.46
006364	Dswm Intergov Affairs Coor	6	2607.28 4148.37	2727.06 4342.93	2861.61 4552.42	3003.78 4765.58	3149.65 4990.07	3302.96 5229.47	3463.86 5476.28	3624.77 5738.16	3792.98 6011.21	3968.85 6302.97
006365	Division Chief 3, Dswm		MIN 3740.26		MIN2 4114.28		MAX 6174.28		PAY GRADE..G08			
006366	Dswm Maintenance Supt	6	2500.56 4000.11	2626.19 4182.50	2747.85 4377.00	2885.65 4587.81	3027.49 4802.58	3173.35 5029.45	3327.35 5268.65	3489.42 5519.99	3651.64 5783.30	3821.76 6058.93
006367	Division Chief 1, Dswm		MIN 3240.03		MIN2 3564.00		MAX 5274.07		PAY GRADE..G06			
006368	Division Chief 2, Dswm		MIN 3478.47		MIN2 3826.34		MAX 5704.02		PAY GRADE..G07			
006370	Cf Dswm Mosquito Control		MIN 4013.69		MIN2 4415.05		MAX 6671.50		PAY GRADE..G09			
006371	Div Dir Dswm Bud & Perf Trk		MIN 3740.26		MIN2 4114.28		MAX 6174.28		PAY GRADE..G08			
006372	Div Dir Dswm Tech Svc & Env Aff		MIN 3740.26		MIN2 4114.28		MAX 6174.28		PAY GRADE..G08			
006393	Deputy Director, Dswm		MIN 5020.00		MIN2 5522.02		MAX 13640.25		PAY GRADE..E02			
006397	Assistant Director, Dswm		MIN 5019.99		MIN2 5522.02		MAX 8525.75		PAY GRADE..G12			
006398	Director, Dswm		MIN 5409.68		MIN2 5950.66		MAX 15309.84		PAY GRADE..E01			
006410	Ada Coordination Specialist	6	1412.94 2187.49	1473.49 2289.55	1545.21 2395.31	1609.51 2504.87	1681.20 2618.21	1753.03 2742.83	1836.15 2875.16	1911.69 3007.36	1998.59 3147.09	2096.88 3294.53
006411	Ada Senior Officer	6	1798.42	1885.30	1972.16	2070.39	2176.15	2281.94	2387.79	2504.87	2633.35	2754.32

MIAMI DADE COUNTY  
FY 2022-2023 PAY PLAN EFFECTIVE 2022-10-03

JOB CODE NUMBER	JOB TITLE		01	02	03	04	05	06	07	08	09	10
			←									→
			11	12	13	14	15	16	17	18	19	20
			2890.22	3033.81	3181.14	3335.99	3498.50	3661.00	3830.89	4008.53	4189.85	4386.37
006412	Ada Project Administrator	6	2607.28 4148.37	2727.06 4342.93	2861.61 4552.42	3003.78 4765.58	3149.65 4990.07	3302.96 5229.47	3463.86 5476.28	3624.77 5738.16	3792.98 6011.21	3968.85 6302.97
006424	Constr & Renovation Specialist	6	1560.33 2389.54	1628.20 2495.13	1703.65 2611.96	1775.27 2725.01	1850.62 2853.19	1929.84 2981.39	2012.74 3120.75	2103.12 3256.47	2193.64 3395.93	2287.82 3542.91
006426	Construction&Renovation Sup 1	6	1988.66 3107.57	2082.58 3254.62	2172.45 3405.63	2270.45 3564.96	2372.52 3728.30	2478.82 3903.88	2589.02 4079.39	2711.56 4264.68	2842.15 4458.25	2964.66 4660.66
006427	Construction&Renovation Sup 2	6	2270.45 3564.96	2372.52 3728.30	2478.82 3903.88	2589.02 4079.39	2711.56 4264.68	2842.15 4458.25	2964.66 4660.66	3107.57 4870.40	3254.62 5089.55	3405.63 5318.61
006432	Real Estate Advisor		MIN 2838.32		MIN2 3320.85		MAX 4884.34		PAY GRADE..G05			
006434	Bldg Mgmt Systems Operator 2	6	1566.10 2372.18	1626.93 2478.11	1695.58 2591.83	1764.03 2709.40	1840.10 2830.92	1917.31 2960.31	1999.69 3097.56	2086.00 3238.70	2180.06 3383.75	2270.22 3536.74
006436	Bldg Management Sys Supt	6	2241.43 3603.46	2350.40 3770.83	2459.42 3945.82	2580.02 4128.79	2712.35 4315.55	2836.95 4517.96	2976.93 4735.89	3124.82 4957.63	3276.57 5191.18	3436.07 5440.22
006437	Real Estate Analyst	6	2154.62 3463.86	2259.36 3624.77	2364.13 3792.98	2480.06 3968.85	2607.28 4148.37	2727.06 4342.93	2861.61 4552.42	3003.78 4765.58	3149.65 4990.07	3302.96 5229.47
006439	Building Management Assistant	6	1568.18 2432.05	1638.36 2544.98	1716.13 2657.81	1782.16 2782.42	1864.04 2906.86	1949.56 3050.82	2031.32 3050.82	2124.71 3338.84	2222.01 3494.45	2323.22 3651.69
006443	Isd Utility Plant Operator	3	1783.88 2768.85	1830.16 2895.95	1890.85 3038.95	1982.31 3189.97	2073.58 3344.80	2176.85 3507.66	2288.11 3678.44	2399.42 3849.36	2510.67 4028.17	2633.74 4209.40
006444	Utility Plant Operator Sup	3	2011.82 3229.85	2109.18 3385.55	2210.29 3549.00	2311.51 3712.46	2428.21 3883.57	2544.98 4066.54	2669.51 4257.18	2797.89 4451.74	2934.19 4665.82	3078.03 4893.96
006450	Proj Cost Analyst & Scheduler	6	2607.28 4148.37	2727.06 4342.93	2861.61 4552.42	3003.78 4765.58	3149.65 4990.07	3302.96 5229.47	3463.86 5476.28	3624.77 5738.16	3792.98 6011.21	3968.85 6302.97
006452	Construction Cost Estimator 1	6	2241.43 3603.46	2350.40 3770.83	2459.42 3945.82	2580.02 4128.79	2712.35 4315.55	2836.95 4517.96	2976.93 4735.89	3124.82 4957.63	3276.57 5191.18	3436.07 5440.22
006453	Construction Cost Estimator 2	6	2459.42 3945.82	2580.02 4128.79	2712.35 4315.55	2836.95 4517.96	2976.93 4735.89	3124.82 4957.63	3276.57 5191.18	3436.07 5440.22	3603.46 5696.98	3770.83 5969.42
006455	Isd Security Mgmt Inspector	6	1780.15 2865.59	1871.08 3006.99	1961.48 3156.40	2051.83 3309.65	2154.03 3470.76	2264.06 3639.84	2374.13 3808.93	2484.25 3985.68	2606.05 4170.49	2739.74 4359.11
006457	Isd Security Supervisor	6	2797.89 4451.74	2934.19 4665.82	3078.03 4883.69	3229.85 5109.41	3385.55 5350.69	3549.00 5607.55	3712.46 5868.20	3883.57 6144.54	4066.54 6437.03	4257.18 6758.91
006459	Console Security Officer	6	1455.33	1517.69	1591.57	1657.80	1731.64	1805.62	1891.23	1969.04	2058.55	2159.79

MIAMI DADE COUNTY  
FY 2022-2023 PAY PLAN EFFECTIVE 2022-10-03

JOB CODE NUMBER	JOB TITLE	←-----									
		01	02	03	04	05	06	07	08	09	10
		11	12	13	14	15	16	17	18	19	20
		2253.11	2358.24	2467.17	2580.02	2696.76	2825.11	2961.41	3097.58	3241.50	3393.37
006460	Isd Security Chief	MIN 3478.47		MIN2 3826.34		MAX 5704.02		PAY GRADE..G07			
006461	Ast Chief Of Security	MIN 2652.39		MIN2 3103.32		MAX 4528.27		PAY GRADE..G04			
	Isd										
006462	Pest Control Manager	6 2364.13	2480.06	2607.28	2727.06	2861.61	3003.78	3149.65	3302.96	3463.86	3624.77
		3792.98	3968.85	4148.37	4342.93	4552.42	4765.58	4990.07	5229.47	5476.28	5738.16
006463	Cf, Isd Parking & Audit	MIN 3478.47		MIN2 3826.34		MAX 5704.02		PAY GRADE..G07			
	Sect										
006464	Isd Parking Operations	MIN 3240.03		MIN2 3564.00		MAX 5274.07		PAY GRADE..G06			
	Manager										
006465	Sr Tech Svc	6 2241.43	2350.40	2459.42	2580.02	2712.35	2836.95	2976.93	3124.82	3276.57	3436.07
	Planner/Scheduler	3603.46	3770.83	3945.82	4128.79	4315.55	4517.96	4735.89	4957.63	5191.18	5440.22
006466	Tech Services	6 2065.89	2170.63	2280.02	2389.66	2503.20	2628.96	2754.81	2892.66	3026.55	3180.80
	Planner/Sched	3330.86	3493.07	3663.45	3833.95	4008.33	4199.06	4397.88	4596.63	4819.81	5042.93
006467	Public Housing Maint Sup	3 2011.82	2109.18	2210.29	2311.51	2428.21	2544.98	2669.51	2797.89	2934.19	3078.03
		3229.85	3385.55	3549.00	3712.46	3883.57	4066.54	4257.18	4451.74	4665.82	4893.96
006468	Maintenance Sup	3 2011.82	2109.18	2210.29	2311.51	2428.21	2544.98	2669.51	2797.89	2934.19	3078.03
		3229.85	3385.55	3549.00	3712.46	3883.57	4066.54	4257.18	4451.74	4665.82	4893.96
006469	Building Maintenance	6 2154.04	2263.57	2372.97	2486.34	2607.47	2736.61	2865.57	3006.32	3154.78	3307.30
	Supervisor	3467.53	3635.66	3803.86	3983.66	4167.32	4358.89	4562.20	4767.47	4982.04	5206.23
006470	Pest Control Specialist	3 1177.18	1227.19	1273.38	1327.21	1385.03	1442.71	1504.34	1565.94	1635.20	1712.17
		1785.32	1867.32	1954.59	2045.76	2140.82	2236.11	2339.12	2446.15	2565.06	2684.08
006472	Elevator Contract	6 2633.36	2754.33	2890.22	3033.81	3181.14	3335.98	3498.50	3661.02	3830.90	4008.53
	Coordinator	4189.84	4386.37	4597.95	4813.24	5039.98	5281.77	5531.05	5795.55	6071.32	6366.01
006474	Elevator Contract	6 2459.42	2580.02	2712.35	2836.95	2976.93	3124.82	3276.57	3436.07	3603.46	3770.83
	Specialist	3945.82	4128.79	4315.55	4517.96	4735.89	4957.63	5191.18	5440.22	5696.98	5969.42
006475	Isd Elevator Contracts	MIN 2838.32		MIN2 3320.85		MAX 4884.34		PAY GRADE..G05			
	Admin										
006481	Interior Design	6 2459.42	2580.02	2712.35	2836.95	2976.93	3124.82	3276.57	3436.07	3603.46	3770.83
	Specialist	3945.82	4128.79	4315.55	4517.96	4735.89	4957.63	5191.18	5440.22	5696.98	5969.42
006489	Isd Building Manager	6 2580.02	2712.35	2836.95	2976.93	3124.82	3276.57	3436.07	3603.46	3770.83	3945.82
		4128.89	4315.55	4517.96	4735.87	4957.63	5191.18	5440.22	5696.98	5969.42	6253.46
006490	Isd Ast Physical Plant	MIN 2838.32		MIN2 3320.85		MAX 4884.34		PAY GRADE..G05			
	Mgr										
006491	Isd Physical Plant	MIN 3478.47		MIN2 3826.34		MAX 5704.02		PAY GRADE..G07			



**MIAMI DADE COUNTY**  
**FY 2022-2023 PAY PLAN EFFECTIVE 2022-10-03**

JOB CODE NUMBER	JOB TITLE		01	02	03	04	05	06	07	08	09	10
			11	12	13	14	15	16	17	18	19	20
006528	Plumber Supervisor	3	2428.21 3883.57	2544.98 4066.54	2669.51 4257.18	2797.89 4451.74	2934.19 4665.82	3078.03 4883.69	3229.85 5109.41	3385.55 5350.69	3549.00 5607.55	3712.46 5868.20
006532	Refrigeration/Ac Mechanic	3	2135.23 3427.40	2237.65 3592.88	2340.12 3758.38	2458.29 3931.55	2576.41 4116.78	2702.51 4309.82	2832.55 4506.83	2970.42 4723.50	3116.20 4936.05	3269.81 5158.18
006533	Refridgeration/Ac Mechanic Sup	3	2428.21 3883.57	2544.98 4066.54	2669.51 4257.18	2797.89 4451.74	2934.19 4665.82	3078.03 4883.69	3229.85 5109.41	3385.55 5350.69	3549.00 5607.55	3712.46 5868.20
006536	Landfills System Mechanic	3	1687.63 2689.35	1763.79 2818.70	1851.28 2955.92	1932.81 3101.00	2026.76 3253.82	2124.85 3410.74	2226.77 3575.37	2328.68 3739.99	2446.28 3912.54	2563.88 4096.76
006537	Waste Plant Mechanic	3	1687.63 2689.35	1763.79 2818.70	1851.28 2955.92	1932.81 3101.00	2026.76 3253.82	2124.85 3410.74	2226.77 3575.37	2328.68 3739.99	2446.28 3912.54	2563.88 4096.76
006538	Waste Plant Electrician	3	2036.74 3269.81	2135.23 3427.40	2237.65 3592.88	2340.12 3758.38	2458.29 3931.55	2576.41 4116.78	2702.51 4309.82	2832.55 4506.83	2970.42 4723.50	3116.20 4944.14
006540	Sign Painter	3	1539.42 2446.67	1615.62 2564.28	1687.90 2689.75	1764.03 2819.10	1851.62 2956.39	1933.02 3101.55	2027.13 3254.42	2125.12 3411.13	2227.09 3575.94	2329.14 3740.60
006549	Power Systems Supervisor	3	2226.77 3575.32	2328.68 3739.99	2446.28 3919.54	2563.88 4107.72	2689.35 4304.86	2818.70 4498.59	2955.92 4701.01	3101.00 4912.56	3253.82 5133.62	3410.74 5364.63
006550	Power Systems Technician	3	1763.79 2818.70	1851.28 2955.92	1932.81 3101.00	2026.76 3253.82	2124.85 3410.74	2226.77 3575.32	2328.68 3739.99	2446.28 3919.54	2563.88 4107.72	2689.35 4304.86
006551	Security Alarm Specialist	3	1942.19 3116.20	2036.74 3269.81	2135.23 3427.40	2237.65 3592.88	2340.12 3758.38	2458.29 3931.55	2576.41 4116.78	2702.51 4301.99	2832.55 4495.66	2970.42 4697.91
006553	Security Alarm Systems Sup	6	2459.42 3945.82	2580.02 4128.79	2712.35 4315.55	2836.95 4517.96	2976.93 4735.89	3124.82 4957.63	3276.57 5191.18	3436.07 5442.47	3603.46 5696.98	3770.83 5969.42
006560	Welder	3	1623.02 2576.41	1695.61 2702.51	1772.06 2832.55	1860.14 2970.42	1942.19 3116.20	2036.74 3269.81	2135.23 3427.40	2237.65 3592.88	2340.12 3758.38	2458.29 3931.55
006565	Roadway Lighting Technician	3	1623.02 2576.41	1695.61 2702.51	1772.06 2832.55	1860.14 2970.42	1942.19 3116.20	2036.74 3269.81	2135.23 3427.40	2237.65 3592.88	2340.12 3758.38	2458.29 3931.55
006572	Electronic Elect Equip Tech 1	6	1623.02 2576.41	1695.61 2702.51	1772.06 2832.55	1860.14 2970.42	1942.19 3116.20	2036.74 3269.81	2135.23 3427.40	2237.65 3592.88	2340.12 3758.38	2458.29 3931.55
006573	Electronic Elect Equip Tech 2	3	2036.74 3269.81	2135.23 3427.40	2237.65 3592.88	2340.12 3758.38	2458.29 3931.55	2576.41 4116.78	2702.51 4309.82	2832.55 4506.83	2970.42 4723.50	3116.20 4944.14
006574	Electronic Electric Equip Sup	3	2428.21 3883.57	2544.98 4066.54	2669.51 4257.18	2797.89 4451.74	2934.19 4665.82	3078.03 4883.69	3229.85 5109.41	3385.55 5350.69	3549.00 5607.55	3712.46 5868.20



MIAMI DADE COUNTY  
FY 2022-2023 PAY PLAN EFFECTIVE 2022-10-03

JOB CODE NUMBER	JOB TITLE		01	02	03	04	05	06	07	08	09	10
			11	12	13	14	15	16	17	18	19	20
006590	Pros Lift Mechanic	3	1942.19 3116.20	2036.74 3269.81	2131.50 3427.40	2237.65 3592.88	2340.12 3758.38	2458.29 3931.55	2576.41 4116.78	2702.51 4309.82	2832.55 4506.83	2970.42 4723.50
006601	Construction Field Rep	6	2459.42 3945.82	2580.02 4128.79	2712.35 4315.55	2836.95 4517.96	2976.93 4735.89	3124.82 4957.63	3276.57 5191.18	3436.07 5440.22	3603.46 5696.98	3770.83 5969.42
006610	Construction Manager 1	6	2459.42 3945.82	2580.02 4128.79	2712.35 4315.55	2836.95 4517.96	2976.93 4735.89	3124.82 4957.63	3276.57 5191.18	3436.07 5440.22	3603.46 5696.98	3770.83 5969.42
006611	Construction Manager 2	6	2976.93 4735.89	3124.82 4957.63	3276.57 5191.18	3436.07 5440.22	3603.46 5696.98	3770.83 5969.42	3945.82 6253.46	4128.79 6556.99	4315.55 6864.45	4517.96 7199.07
006612	Construction Manager 3	6	3302.96 5229.47	3463.86 5476.28	3624.77 5738.16	3792.98 6011.21	3968.85 6302.97	4148.37 6598.52	4342.93 6920.19	4552.42 7256.91	4765.58 7583.47	4990.07 7924.73
006616	Dtpw Infrastructure Manager	6	3302.96 5229.47	3463.86 5476.28	3624.77 5738.16	3792.98 6011.21	3968.85 6302.97	4148.37 6598.52	4342.93 6920.19	4552.42 7256.91	4765.58 7583.47	4990.07 7924.73
007102	Mgr,Lib Mktng & Dev Services		MIN 2838.32		MIN2 3320.85		MAX 4884.34		PAY GRADE..G05			
007103	Library Attendant	3	1318.40 2007.92	1374.05 2095.29	1429.63 2196.89	1489.61 2293.87	1553.96 2404.12	1618.20 2514.44	1690.90 2629.13	1763.77 2752.70	1836.62 2880.64	1922.31 3017.31
007104	Passport Services Clerk	6	1341.38 2101.64	1402.38 2203.53	1463.34 2309.44	1524.15 2419.23	1596.55 2540.74	1672.60 2662.33	1748.80 2795.57	1836.31 2926.95	1917.31 3058.68	2011.41 3196.30
007105	Bookmobile Operator	3	1549.48 2466.46	1628.80 2580.83	1696.12 2707.39	1775.47 2846.26	1858.76 2976.95	1943.75 3123.93	2037.71 3279.14	2131.69 3438.41	2237.81 3593.10	2352.08 3754.81
007106	Library Services Specialist	6	2241.43 3603.46	2350.40 3770.83	2459.42 3945.82	2580.02 4128.79	2712.35 4315.55	2836.95 4517.96	2976.93 4735.89	3124.82 4957.63	3276.57 5191.18	3436.07 5440.22
007109	Lib Exhibition & Programm Spec	6	2241.43 3603.46	2350.40 3770.83	2459.42 3945.82	2580.02 4128.79	2712.35 4315.55	2836.95 4517.96	2976.93 4735.89	3124.82 4957.63	3276.57 5191.18	3436.07 5440.22
007111	Library Transportation Sup	6	1688.89 2712.35	1770.65 2836.95	1852.37 2976.93	1941.86 3124.82	2031.32 3276.57	2132.50 3436.07	2241.43 3603.46	2350.40 3770.83	2459.42 3945.82	2580.02 4128.79
007112	Library Exhibition Tech	6	1455.33 2253.11	1517.69 2358.24	1591.57 2467.17	1657.80 2580.02	1731.64 2696.76	1805.62 2825.11	1891.23 2961.41	1969.04 3097.58	2058.55 3241.50	2159.79 3393.37
007113	Outreach Specialist	6	1798.41 2890.22	1885.30 3033.81	1972.16 3181.14	2070.39 3335.98	2176.16 3498.50	2281.95 3661.02	2387.77 3830.90	2504.87 4008.53	2633.36 4189.84	2754.33 4386.37
007114	Library Tutoring Prog Coor	6	2642.30 4218.29	2774.57 4409.02	2903.00 4622.95	3050.82 4831.00	3194.86 5048.37	3350.45 5275.59	3513.89 5513.01	3677.41 5761.09	3844.72 6020.34	4027.67 6291.24
007115	Library Media Project Coor	6	2387.77 3830.90	2504.87 4008.53	2633.36 4189.84	2754.33 4386.37	2890.22 4597.95	3033.81 4813.24	3181.14 5039.98	3335.98 5281.77	3498.50 5531.05	3661.02 5795.55

MIAMI DADE COUNTY  
FY 2022-2023 PAY PLAN EFFECTIVE 2022-10-03

JOB CODE NUMBER	JOB TITLE		01	02	03	04	05	06	07	08	09	10
			11	12	13	14	15	16	17	18	19	20
007116	Library Media Proj Instructor	6	1455.33 2253.11	1517.69 2358.24	1591.57 2467.17	1657.80 2580.02	1731.64 2696.76	1805.62 2825.11	1891.23 2961.41	1969.04 3097.58	2058.55 3241.50	2159.79 3393.37
007117	Library Media Project Spec	3	1996.27 3194.86	2085.80 3350.45	2186.94 3513.89	2292.04 3677.41	2401.01 3844.72	2521.60 4027.67	2642.30 4218.29	2774.57 4409.02	2903.00 4622.95	3050.82 4831.00
007118	Library Tutor		MIN 2914.49		MIN2 2914.49		MAX 2914.49		PAY GRADE..12F			
007119	Community Engagement Coord		MIN 2652.39		MIN2 3103.32		MAX 4528.27		PAY GRADE..G04			
007120	Library Page		\$15 FLAT HOURLY RATE									
007121	Library Archivist	3	1976.51 3163.23	2065.15 3317.28	2165.29 3479.09	2269.35 3641.00	2377.23 3806.65	2496.64 3987.80	2616.14 4176.53	2747.10 4365.36	2874.27 4577.18	3020.62 4783.17
007123	Library Assistant 1	6	1236.00 1880.37	1284.67 1969.52	1341.37 2050.55	1394.10 2143.76	1454.90 2249.19	1515.57 2346.38	1580.52 2455.86	1657.45 2569.29	1726.42 2686.82	1803.31 2808.39
007124	Library Assistant 2	6	1341.38 2101.64	1402.38 2203.53	1463.34 2309.44	1524.15 2419.23	1596.55 2540.74	1672.60 2662.33	1748.80 2795.57	1836.31 2926.95	1917.31 3058.68	2011.41 3196.30
007125	Library Assistant 3	6	1455.33 2253.11	1517.69 2358.24	1591.57 2467.17	1657.80 2580.02	1731.64 2696.76	1805.62 2825.11	1891.23 2961.41	1969.04 3097.58	2058.55 3241.50	2159.79 3393.37
007126	Circulation Svc Sup	6	1549.48 2466.46	1628.80 2580.83	1696.12 2707.39	1775.47 2846.26	1858.76 2976.95	1943.75 3123.93	2037.71 3279.14	2131.69 3438.41	2237.81 3593.10	2352.08 3754.81
007128	Youth Services Specialist	6	1549.48 2466.46	1628.80 2580.83	1696.12 2707.39	1775.47 2846.26	1858.76 2976.95	1943.75 3123.93	2037.71 3279.14	2131.69 3438.41	2237.81 3593.10	2352.08 3754.81
007129	Library Social Service Coor	6	1852.37 2976.93	1941.86 3124.82	2031.32 3276.57	2132.50 3436.07	2241.43 3603.46	2350.40 3770.83	2459.42 3945.82	2580.02 4128.79	2712.35 4315.55	2836.95 4517.96
007151	Librarian 1	3	1996.27 3194.86	2085.80 3350.45	2186.94 3513.89	2292.04 3677.41	2401.01 3844.72	2521.60 4027.67	2642.30 4218.29	2774.57 4409.02	2903.00 4622.95	3050.82 4831.00
007152	Librarian 2	3	2186.94 3513.89	2292.04 3677.41	2401.01 3844.72	2521.60 4027.67	2642.30 4218.29	2774.57 4409.02	2903.00 4622.95	3050.82 4831.00	3194.86 5048.37	3350.45 5275.59
007153	Librarian 3	3	2401.01 3844.72	2521.60 4027.67	2642.30 4218.29	2774.57 4409.02	2903.00 4622.95	3050.82 4831.00	3194.86 5048.37	3350.45 5275.59	3513.89 5513.01	3677.41 5761.09
007154	Librarian 4	3	2642.30 4218.29	2774.57 4409.02	2903.00 4622.95	3050.82 4831.00	3194.86 5048.37	3350.45 5275.59	3513.89 5513.01	3677.41 5761.09	3844.72 6020.34	4027.67 6291.24
007155	Library Operations Manager		MIN 3240.03		MIN2 3564.00		MAX 5274.07		PAY GRADE..G06			
007157	Mgr,Lib Legis & Municipal Aff		MIN 3240.03		MIN2 3564.00		MAX 5274.07		PAY GRADE..G06			

MIAMI DADE COUNTY  
FY 2022-2023 PAY PLAN EFFECTIVE 2022-10-03

JOB CODE NUMBER	JOB TITLE										
		01	02	03	04	05	06	07	08	09	10
		←									→
		11	12	13	14	15	16	17	18	19	20
007161	Library Budget & Finance Mgr	MIN 3240.03		MIN2 3564.00		MAX 5274.07		PAY GRADE..G06			
007162	Library Tech Svc Manager	3 2903.00	3050.82	3194.86	3350.45	3513.89	3677.41	3844.72	4027.67	4218.33	4409.02
		4622.95	4831.00	5048.37	5275.59	5513.01	5761.09	6020.34	6291.24	6574.36	6870.19
007163	Manager, Main Library	MIN 3272.43		MIN2 3599.63		MAX 5326.81		PAY GRADE..G06			
007164	Chief, Lib Marketing & Dev Serv	MIN 3478.47		MIN2 3826.34		MAX 5704.02		PAY GRADE..G07			
007169	Cf Lib Contrct Proc & Mat Mgmt	MIN 3240.03		MIN2 3564.00		MAX 5274.07		PAY GRADE..G06			
007170	Lib Facilities Maintenance Mgr	6 2459.42	2580.02	2712.35	2836.95	2976.93	3124.82	3276.57	3436.07	3603.46	3770.83
		3945.82	4128.79	4315.55	4517.96	4735.89	4957.63	5191.18	5440.22	5696.98	5969.42
007197	Ast Dir Library	MIN 4659.31		MIN2 5125.22		MAX 7853.89		PAY GRADE..G11			
007198	Ast Dir, Lib Col & Spc Svc	MIN 4321.94		MIN2 4754.15		MAX 7235.87		PAY GRADE..G10			
007199	Dir Of Libraries	MIN 5409.68		MIN2 5950.66		MAX 15309.84		PAY GRADE..E01			
007201	Pros Seasonal Programs Ast			\$15 FLAT HOURLY RATE							
007202	Park Service Aide			\$15 FLAT HOURLY RATE							
007208	Pool/Lake Lifeguard			\$16 FLAT HOURLY RATE							
007209	Senior Pool/Lake Lifeguard			\$17.95 FLAT HOURLY RATE							
007211	Pool Manager			\$22.17 FLAT HOURLY RATE							
007213	Swim Instructor			\$17 FLAT HOURLY RATE							
007215	Park Attendant	3 1236.00	1288.18	1340.69	1396.50	1456.84	1517.07	1585.21	1653.54	1721.83	1802.16
		1882.43	1964.33	2059.58	2150.50	2253.87	2357.29	2464.80	2580.65	2700.60	2828.74
007216	Pros Assistant Range Master	6 1467.11	1544.91	1611.06	1688.89	1770.65	1852.37	1941.86	2031.32	2132.50	2241.43
		2350.40	2459.42	2580.02	2712.35	2836.95	2976.93	3124.82	3276.57	3436.07	3603.46
007217	Range Attendant	3 1352.69	1413.61	1478.33	1539.21	1615.39	1687.63	1763.79	1851.28	1932.81	2026.76
		2124.85	2226.77	2328.68	2446.28	2563.88	2689.35	2818.70	2955.92	3101.00	3253.82
007218	Pros Range Master	6 2241.43	2350.40	2459.42	2580.02	2712.35	2836.95	2976.93	3124.82	3276.57	3436.07
		3603.46	3770.83	3945.82	4128.79	4888.43	4517.96	4735.89	4957.63	5191.18	5440.22
007219	Landscape Technician	3 1318.40	1374.05	1429.63	1489.61	1553.96	1618.20	1690.90	1763.77	1836.62	1922.31
		2007.92	2095.29	2196.89	2293.87	2404.12	2514.44	2629.13	2752.70	2880.64	3017.31
007222	Pros Enforcement Specialist	6 1616.89	1690.49	1853.20	1941.86	2031.32	2132.50	2241.43	2350.40	2459.42	2580.02
		2712.35	2836.95	2976.93	3124.82	3276.57	3436.07	3603.46	3770.83	3945.82	4128.79
007223	Pros Assistant Security Chief	6 2797.89	2934.19	3078.03	3229.85	3385.55	3549.00	3712.46	3883.57	4066.54	4257.18
		4451.74	4665.82	4883.69	5109.41	5350.69	5607.55	5868.20	6144.54	6437.03	6758.91

MIAMI DADE COUNTY  
 FY 2022-2023 PAY PLAN EFFECTIVE 2022-10-03

JOB CODE NUMBER	JOB TITLE		01	02	03	04	05	06	07	08	09	10
			11	12	13	14	15	16	17	18	19	20
007224	Pros Security Supervisor	6	1852.37 2976.93	1941.86 3124.82	2031.32 3276.57	2132.50 3436.07	2241.43 3603.46	2350.40 3770.83	2459.42 3945.82	2580.02 4128.79	2712.35 4315.55	2836.95 4517.96
007225	Pros Security & Enforcement Cf		MIN 2838.32		MIN2 3320.85		MAX 4884.34		PAY GRADE..G05			
007226	Pros Security Officer	3	1318.40 2007.92	1374.05 2095.29	1429.63 2196.89	1489.61 2293.87	1553.96 2404.12	1618.20 2514.44	1690.90 2629.13	1763.77 2752.70	1836.62 2880.64	1922.31 3017.31
007227	Deering Estate Safety& Sec Sup	6	1834.03 2947.46	1922.64 3093.89	2011.21 3244.14	2111.40 3402.05	2219.25 3567.78	2327.13 3733.50	2435.07 3906.75	2554.46 4087.92	2685.50 4272.82	2808.86 4473.23
007228	Deering Estate Reno&Restr Tech	3	1695.61 2702.51	1772.06 2832.55	1855.64 2970.42	1942.19 3116.20	2036.74 3269.81	2135.23 3427.40	2237.65 3592.88	2340.12 3758.41	2458.29 3931.55	2576.41 4116.78
007230	Pros Natural Areas Maint Sup	3	1906.51 3069.32	1996.87 3217.18	2095.44 3373.28	2202.28 3537.62	2309.19 3702.06	2416.01 3874.54	2535.20 4055.41	2662.49 4240.30	2785.74 4437.50	2925.53 4651.19
007240	Marina Attendant	3	1236.00 1882.43	1288.18 1964.33	1340.69 2059.58	1396.50 2150.50	1456.84 2253.87	1517.07 2357.29	1585.21 2464.80	1653.54 2580.65	1721.83 2700.60	1802.16 2828.74
007241	Tennis Court Attendant	3	1318.40 2007.92	1374.05 2095.29	1429.63 2196.89	1489.61 2293.87	1553.96 2404.12	1618.20 2514.44	1690.90 2629.13	1763.77 2752.70	1836.62 2880.64	1922.31 3017.31
007245	Turf Equipment Mechanic	3	1623.02 2576.46	1695.61 2702.51	1772.06 2832.55	1860.18 2970.42	1942.19 3116.20	2036.74 3269.81	2135.23 3427.40	2237.65 3588.89	2340.12 3762.21	2458.29 3935.62
007250	Tree Trimmer	3	1307.68 1931.52	1355.14 2013.22	1410.73 2099.01	1462.26 2188.85	1513.79 2304.99	1577.29 2396.13	1640.70 2503.12	1708.00 2617.99	1779.47 2736.75	1854.79 2853.64
007252	Pros Sound Technician	3	2036.74 3269.81	2135.23 3427.40	2237.65 3592.88	2340.12 3758.38	2458.29 3931.55	2576.41 4116.78	2702.51 4309.82	2832.55 4506.83	2970.42 4723.50	3116.20 4944.14
007253	Maintenance Technician	3	1695.61 2702.51	1772.06 2832.55	1855.64 2970.42	1942.19 3116.20	2036.74 3269.81	2135.23 3427.40	2237.65 3592.88	2340.12 3758.41	2458.29 3931.55	2576.41 4116.78
007254	Pool & Pump Technician	3	1695.61 2702.51	1772.06 2832.55	1860.14 2970.42	1942.19 3116.20	2036.74 3269.81	2135.23 3427.40	2237.65 3592.88	2340.12 3758.38	2458.29 3931.55	2576.41 4116.78
007256	Landscape Arch Drafter 1	6	1345.26 1999.69	1394.77 2086.00	1440.42 2180.06	1505.20 2270.22	1566.10 2372.18	1626.93 2478.11	1695.58 2591.83	1764.03 2709.40	1840.10 2830.92	1917.31 2960.31
007257	Landscape Arch Drafter 2	6	1505.21 2270.22	1566.10 2372.18	1626.99 2478.11	1695.58 2591.82	1764.03 2709.40	1840.10 2830.92	1917.31 2960.31	1999.69 3097.56	2086.00 3238.70	2180.06 3378.29
007260	Marine Equipment Operator	3	1497.99 2327.65	1565.28 2433.81	1632.75 2548.20	1700.18 2666.64	1779.50 2793.16	1858.76 2927.92	1939.63 3058.63	2033.68 3205.66	2123.46 3360.74	2225.52 3520.01
007263	Ocean Rescue Comm Supp	6	1455.50	1516.41	1577.29	1641.95	1710.47	1782.83	1855.15	1932.81	2015.11	2101.34

MIAMI DADE COUNTY  
FY 2022-2023 PAY PLAN EFFECTIVE 2022-10-03

JOB CODE NUMBER	JOB TITLE		01	02	03	04	05	06	07	08	09	10
			←									→
			11	12	13	14	15	16	17	18	19	20
	Spec		2199.26	2293.40	2395.37	2505.18	2618.80	2736.39	2857.97	2987.38	3128.48	3261.70
007264	Marina Support Specialist	6	1467.11 2350.39	1544.90 2459.41	1611.06 2580.01	1688.88 2712.33	1770.65 2836.94	1852.36 2976.92	1941.86 3124.81	2031.31 3276.56	2132.49 3436.06	2241.43 3603.43
007267	Ocean Lifeguard 1	6	1626.93 2478.11	1695.58 2591.83	1764.03 2709.40	1840.10 2830.92	1917.31 2960.31	1999.69 3097.56	2084.73 3238.70	2180.06 3378.29	2270.22 3530.32	2372.18 3689.17
007268	Ocean Lifeguard 2	6	1825.02 2809.68	1902.88 2938.04	1984.60 3074.18	2070.39 3214.27	2163.67 3358.26	2253.11 3510.06	2354.30 3668.05	2459.42 3833.06	2572.29 4005.55	2688.92 4185.83
007269	Deering Estate Exhibition Coor	6	1798.41 2890.22	1885.30 3033.81	1972.16 3181.14	2070.39 3335.98	2176.16 3498.50	2281.95 3661.02	2387.77 3830.90	2504.87 4008.53	2633.36 4189.84	2754.33 4386.37
007270	Beach Safety Manager	6	2241.43 3603.46	2350.40 3770.83	2459.42 3945.82	2580.02 4128.79	2712.35 4315.55	2836.95 4517.96	2976.93 4735.89	3124.82 4957.63	3276.57 5191.18	3436.07 5440.22
007271	Mgr Pros Fruit & Spice Park	6	2241.43 3603.46	2350.40 3770.83	2459.42 3945.82	2580.02 4128.79	2712.35 4315.55	2836.95 4517.96	2976.93 4735.89	3124.82 4957.63	3276.57 5191.18	3436.07 5440.22
007272	Purchasing Specialist	6	1688.89 2712.35	1770.65 2836.95	1852.37 2976.93	1941.86 3124.82	2031.32 3276.57	2132.50 3436.07	2241.43 3603.46	2350.40 3770.83	2459.42 3945.82	2580.59 4128.79
007273	De Conser. & Learning Prog Mgr	6	2241.43 3603.46	2350.40 3770.83	2459.42 3945.82	2580.02 4128.79	2712.35 4315.55	2836.95 4517.96	2976.93 4735.89	3124.82 4957.63	3276.57 5191.18	3436.07 5440.22
007275	Deering Estate Spc Events Coor	6	2176.16 3498.50	2281.95 3661.02	2387.77 3830.90	2504.87 4008.53	2633.36 4189.84	2754.33 4386.37	2890.22 4597.95	3033.81 4813.24	3181.14 5039.98	3335.98 5281.77
007276	De Hp & Curatorial Manager	6	2685.50 4272.82	2808.87 4473.22	2947.46 4688.99	3093.89 4908.55	3244.14 5139.77	3402.05 5386.35	3567.78 5640.57	3733.51 5910.30	3906.77 6191.55	4087.92 6492.06
007277	Pros Sign/Graphics Artist	3	1539.42 2446.67	1615.62 2564.28	1687.90 2689.75	1764.03 2819.10	1851.62 2956.39	1933.02 3101.55	2027.13 3254.42	2125.12 3411.13	2227.09 3575.94	2329.14 3740.60
007279	Pros Wellness & Fitness Spec	6	1603.22 2560.54	1677.22 2681.10	1758.89 2813.43	1844.52 2953.54	1934.07 3097.58	2019.62 3245.45	2120.82 3405.02	2222.01 3572.31	2330.94 3739.61	2443.84 3910.92
007281	Mgr, Pros Contracts Admin		MIN 2838.32		MIN2 3320.85		MAX 4884.34		PAY GRADE..G05			
007282	Pros Recreation & Pr Area Coor	6	2031.32 3276.57	2132.50 3436.07	2241.43 3603.46	2350.40 3770.83	2459.42 3945.82	2580.02 4128.79	2712.35 4315.55	2836.95 4517.96	2976.93 4735.89	3124.82 4957.63
007283	Pros Children'S Trust As Instr		MIN 2228.92		MIN2 2228.92		MAX 2228.92		PAY GRADE..11F			
007284	Cabinetmaker	3	1546.49 2458.29	1623.02 2576.41	1695.61 2702.51	1772.06 2832.55	1860.14 2970.42	1942.19 3116.20	2036.74 3269.81	2135.23 3427.40	2237.65 3592.88	2340.12 3758.38

**MIAMI DADE COUNTY**  
**FY 2022-2023 PAY PLAN EFFECTIVE 2022-10-03**

JOB CODE NUMBER	JOB TITLE		01	02	03	04	05	06	07	08	09	10
			11	12	13	14	15	16	17	18	19	20
007286	Pros Park Planner 2	6	2241.43 3603.46	2350.40 3770.83	2459.42 3945.82	2580.02 4128.79	2712.35 4315.55	2836.95 4517.96	2976.93 4735.89	3124.82 4957.63	3276.57 5191.18	3436.07 5440.22
007287	Pros Park Planner 3	6	2712.35 4315.55	2836.95 4517.96	2976.93 4735.89	3124.82 4957.63	3276.57 5191.18	3436.07 5440.22	3603.46 5696.98	3770.83 5969.42	3945.82 6253.46	4128.79 6534.89
007288	Pros Park Planning Sect Sup	6	2976.93 4735.89	3124.82 4957.63	3276.57 5191.18	3436.07 5440.22	3603.46 5696.98	3770.83 5969.42	3945.82 6253.46	4128.79 6556.99	4315.55 6852.06	4517.96 7147.54
007289	Mgr, Pros Capital Improvement		MIN 3240.03		MIN2 3564.00		MAX 5274.07		PAY GRADE..G06			
007290	Deering Estate Registrar	6	1635.72 2503.12	1707.05 2617.99	1778.30 2736.75	1857.42 2859.52	1936.68 2990.21	2019.88 3128.84	2107.04 3271.39	2202.07 3417.89	2293.15 3572.46	2396.13 3734.68
007291	De Business Ops Manager	6	2364.13 3792.98	2480.06 3968.85	2607.28 4148.37	2727.06 4342.93	2861.61 4552.42	3003.78 4765.58	3149.65 4990.07	3302.96 5229.47	3463.86 5476.28	3624.77 5738.16
007292	Pros Safety And Training Spec	6	1845.50 3025.94	1942.98 3179.08	2047.51 3337.59	2151.96 3506.46	2259.84 3680.62	2371.34 3861.63	2489.74 4056.61	2611.55 4258.68	2743.92 4469.23	2883.19 4692.74
007293	Pros Community Center Manager	6	2241.43 3603.46	2350.40 3770.83	2459.42 3945.82	2580.02 4128.79	2712.35 4315.55	2836.95 4517.96	2976.93 4735.89	3124.82 4957.63	3276.57 5191.18	3436.07 5440.22
007295	De Sales & Marketing Manager	6	2364.13 3792.98	2480.06 3968.85	2607.28 4148.37	2727.06 4342.93	2861.61 4552.42	3003.78 4765.58	3149.65 4990.07	3302.96 5229.47	3463.86 5476.28	3624.77 5738.16
007297	Conservation & Research Spec	6	1860.08 2992.50	1953.46 3140.40	2042.97 3292.13	2144.16 3451.69	2253.11 3619.03	2362.11 3786.32	2474.92 3965.29	2595.56 4148.23	2724.03 4338.89	2852.36 4541.28
007298	Intergovernmental Affairs Coor		MIN 2652.39		MIN2 3103.32		MAX 4528.27		PAY GRADE..G04			
007300	Pros Employee Records Spec	6	1424.37 2281.95	1499.91 2387.77	1564.13 2504.87	1639.69 2633.36	1719.08 2754.33	1798.41 2890.22	1885.30 3033.81	1972.16 3181.14	2070.39 3335.98	2176.16 3498.50
007301	Recreation Leader	6	1154.96 1695.58	1200.64 1764.03	1246.23 1840.10	1291.97 1917.31	1345.26 1999.69	1394.77 2086.00	1440.42 2180.06	1505.20 2270.22	1566.10 2372.18	1626.93 2478.11
007303	Recreation Specialist 1	6	1455.33 2253.11	1517.69 2358.24	1591.57 2467.17	1657.80 2580.02	1731.64 2696.76	1805.62 2825.11	1891.23 2961.41	1969.04 3097.58	2058.55 3241.50	2159.79 3393.37
007304	Recreation Specialist 2	6	1603.22 2560.54	1677.22 2681.10	1758.89 2813.43	1844.52 2953.54	1934.07 3097.58	2019.62 3245.45	2120.82 3405.02	2222.01 3572.31	2330.94 3739.61	2443.84 3910.92
007305	Recreation Specialist Sup	6	1828.98 2922.44	1914.51 3066.50	2004.15 3218.22	2101.41 3369.93	2198.70 3537.34	2303.77 3700.72	2420.57 3872.00	2533.31 4054.79	2657.81 4241.59	2790.09 4445.60
007306	Pros Interpretive Nature Coor	6	2241.43 3603.46	2350.40 3770.83	2459.42 3945.82	2580.02 4128.79	2712.35 4315.55	2836.95 4517.96	2976.93 4735.89	3124.82 4957.63	3276.57 5191.18	3436.07 5440.22

MIAMI DADE COUNTY  
FY 2022-2023 PAY PLAN EFFECTIVE 2022-10-03

JOB CODE NUMBER	JOB TITLE		←-----									
			01	02	03	04	05	06	07	08	09	10
			11	12	13	14	15	16	17	18	19	20
007308	Pros Design& Advert Spec	6	1834.03 2947.46	1922.64 3093.89	2011.21 3244.14	2111.40 3402.05	2219.25 3567.78	2327.13 3733.50	2435.07 3906.75	2554.46 4087.92	2685.50 4272.82	2808.86 4473.23
007309	Recreation Strategic Planner	6	2976.93 4735.89	3124.82 4957.63	3276.57 5191.18	3436.07 5440.22	3603.46 5696.98	3770.83 5969.42	3945.82 6253.46	4128.79 6556.99	4315.55 6852.06	4517.96 7147.54
007310	Youth Enrichment Specialist	6	1440.42 2180.06	1505.21 2270.22	1566.10 2372.18	1626.99 2478.11	1695.58 2591.82	1764.03 2709.40	1840.10 2830.92	1917.31 2960.31	1999.69 3097.56	2086.00 3238.70
007313	Public Facilities Manager 4	6	1770.65 2836.95	1852.37 2976.93	1941.86 3124.82	2031.32 3276.57	2132.50 3436.07	2241.43 3603.46	2350.40 3770.83	2459.42 3945.82	2580.02 4128.79	2712.35 4315.55
007317	Campsite Facility Manager	6	1844.52 2953.54	1934.07 3097.58	2019.62 3245.45	2120.82 3405.02	2222.01 3572.31	2330.94 3739.61	2443.84 3910.92	2560.54 4089.85	2681.10 4284.38	2813.43 4491.73
007319	Women'S Park Facility Manager	6	1844.52 2953.54	1934.07 3097.58	2019.62 3245.45	2120.82 3405.02	2222.01 3572.31	2330.94 3739.61	2443.84 3910.92	2560.54 4089.85	2681.10 4284.38	2813.43 4491.73
007321	PROS Stewardship Manager	6	1852.37 2976.93	1941.86 3124.82	2031.32 3276.57	2132.50 3436.07	2241.43 3603.46	2350.40 3770.83	2459.42 3945.82	2580.02 4128.79	2712.35 4315.55	2836.95 4517.96
007323	PROS Stewardship Area Manager	6	2241.43 3603.46	2350.40 3770.83	2459.42 3945.82	2580.02 4128.79	2712.35 4315.55	2836.95 4517.96	2976.93 4735.89	3124.82 4957.63	3276.57 5191.18	3436.07 5440.22
007325	Pros Regional Manager		MIN 3478.47		MIN2 3826.34		MAX 5704.02		PAY GRADE..G07			
007326	Senior Regional Mgr		MIN 3740.26		MIN2 4114.28		MAX 6174.28		PAY GRADE..G08			
007327	Pros Planning Manager		MIN 3240.03		MIN2 3564.00		MAX 5274.07		PAY GRADE..G06			
007329	Pros Master Plan Manager		MIN 3740.26		MIN2 4114.28		MAX 6174.28		PAY GRADE..G08			
007330	Mgr, Procurment & Fleet Div		MIN 2838.32		MIN2 3320.85		MAX 4884.34		PAY GRADE..G05			
007332	Manager Pros Natural Areas		MIN 2838.32		MIN2 3320.85		MAX 4884.34		PAY GRADE..G05			
007333	PROS Stewardship Region Managr		MIN 2678.92		MIN2 3134.34		MAX 4573.55		PAY GRADE..G04			
007334	Pros Business Specialist 1	6	1424.37 2281.95	1499.91 2387.77	1564.13 2504.87	1639.69 2633.36	1719.08 2754.33	1798.41 2890.22	1885.30 3033.81	1972.16 3181.14	2070.39 3335.98	2176.16 3498.50
007335	Pros Business Specialist 2	6	1798.41 2890.22	1885.30 3033.81	1972.16 3181.14	2070.39 3335.98	2176.16 3498.50	2281.95 3661.02	2387.77 3830.90	2504.87 4008.53	2633.36 4189.84	2754.33 4386.37
007336	Pros Business Specialist 3	6	2176.16 3498.50	2281.95 3661.02	2387.77 3830.90	2504.87 4008.53	2633.36 4189.84	2754.33 4386.37	2890.22 4597.95	3033.81 4813.24	3181.14 5039.98	3335.98 5281.77
007337	Pros Business Development Spec	6	2132.50 3436.07	2241.43 3603.46	2350.40 3770.83	2459.42 3945.82	2580.02 4128.79	2712.35 4315.55	2836.95 4517.96	2976.93 4735.89	3124.82 4957.63	3276.57 5191.18

**MIAMI DADE COUNTY**  
**FY 2022-2023 PAY PLAN EFFECTIVE 2022-10-03**

JOB CODE NUMBER	JOB TITLE		←-----									
			01	02	03	04	05	06	07	08	09	10
			11	12	13	14	15	16	17	18	19	20
007338	Pros Sales Marketing Coor	6	2797.89 4451.74	2934.19 4665.82	3078.03 4883.69	3229.85 5109.41	3385.55 5350.69	3549.00 5607.55	3712.46 5868.20	3883.57 6144.54	4066.54 6437.03	4257.18 6758.91
007339	Pros Sales System Specialist	6	2031.32 3276.57	2132.50 3436.07	2241.43 3603.46	2350.40 3770.83	2459.42 3945.82	2580.02 4128.79	2712.35 4315.55	2836.95 4517.96	2976.93 4735.89	3124.82 4957.63
007341	Pros Eco Adv Sales&Bus Mgr	6	1798.41 2890.22	1885.30 3033.81	1972.16 3181.14	2070.39 3335.98	2176.16 3498.50	2281.95 3661.02	2387.77 3830.90	2504.87 4008.53	2633.36 4189.84	2754.33 4386.37
007342	Assist. Tennis Facility Manage	6	1455.33 2253.11	1517.69 2358.24	1591.57 2467.17	1657.80 2580.02	1731.64 2696.76	1805.62 2825.11	1891.23 2961.41	1969.04 3097.58	2058.55 3241.50	2159.79 3393.37
007343	Sales Member&Warehse Spec 1	6	1467.11 2350.40	1544.91 2459.42	1611.06 2580.02	1688.89 2712.35	1770.65 2836.95	1852.37 2976.93	1941.86 3124.82	2031.32 3276.57	2132.50 3436.07	2241.43 3603.46
007344	Sales Member&Warehse Spec 2	6	1798.41 2890.22	1885.30 3033.81	1972.16 3181.14	2070.39 3335.98	2176.16 3498.50	2281.95 3661.02	2387.77 3830.90	2504.87 4008.53	2633.36 4189.84	2754.33 4386.37
007345	Marketing Specialist	6	2241.43 3603.46	2350.40 3770.83	2459.42 3945.82	2580.02 4128.79	2712.35 4315.55	2836.95 4517.96	2976.93 4735.89	3124.82 4957.63	3276.57 5191.18	3436.07 5440.22
007346	Disability Programs Specialist	6	1455.33 2253.11	1517.69 2358.24	1591.57 2467.17	1657.80 2580.02	1731.64 2696.76	1805.62 2825.11	1891.23 2961.41	1969.04 3097.58	2058.55 3241.50	2159.79 3393.37
007350	Deering Estate Business Mgr	6	1852.37 2976.93	1941.86 3124.82	2031.32 3276.57	2132.50 3436.07	2241.43 3603.46	2350.40 3770.83	2459.42 3945.82	2580.02 4128.79	2712.35 4315.55	2836.95 4517.96
007351	Deering Est Nat Res Prog Mgr	6	2580.02 4128.79	2712.35 4315.55	2836.95 4517.96	2976.93 4735.89	3124.82 4957.63	3276.57 5191.18	3436.07 5440.22	3603.46 5696.98	3770.83 5969.42	3945.82 6253.46
007353	Tennis Facility Manager	6	2241.43 3603.46	2350.40 3770.83	2459.42 3945.82	2580.02 4128.79	2712.35 4315.55	2836.95 4517.96	2976.93 4735.89	3124.82 4957.63	3276.57 5191.18	3436.07 5440.22
007354	Horticultural Specialist	3	1373.90 2066.97	1426.60 2156.12	1475.29 2253.32	1544.12 2346.63	1609.01 2452.02	1673.83 2561.32	1746.70 2678.88	1819.68 2800.50	1900.76 2926.17	1981.82 3049.06
007355	Horticulturist	6	1588.75 2545.38	1673.83 2663.35	1746.70 2794.04	1828.98 2937.27	1917.38 3072.18	2005.96 3223.82	2102.82 3383.96	2199.78 3548.31	2309.39 3719.38	2427.40 3898.64
007356	Deering Est Ground Maint Coor	3	1906.51 3069.32	1996.87 3217.18	2095.44 3373.28	2202.28 3537.62	2309.19 3702.06	2416.01 3874.54	2535.20 4055.41	2662.49 4240.30	2785.74 4437.50	2925.53 4651.19
007357	Landscape Architect 1	6	2241.43 3603.46	2350.40 3770.83	2459.42 3945.82	2580.02 4128.79	2712.35 4315.55	2836.95 4517.96	2976.93 4735.89	3124.82 4957.63	3276.57 5191.18	3436.07 5440.22
007358	Landscape Architect 2	6	2712.35 4315.55	2836.95 4517.96	2976.93 4735.89	3124.82 4957.63	3276.57 5191.56	3436.07 5440.22	3603.46 5696.98	3770.83 5969.42	3945.82 6253.46	4128.79 6556.99



MIAMI DADE COUNTY  
FY 2022-2023 PAY PLAN EFFECTIVE 2022-10-03

JOB CODE NUMBER	JOB TITLE		←-----										→
			01	02	03	04	05	06	07	08	09	10	
			11	12	13	14	15	16	17	18	19	20	
007359	Landscape Architect 3	6	2861.61 4552.42	3003.78 4765.58	3149.65 4990.07	3302.96 5229.47	3463.86 5476.28	3624.77 5738.16	3792.98 6011.21	3968.85 6302.97	4148.37 6598.52	4342.93 6920.19	
007360	Landscape Architect 4	6	3302.96 5229.47	3463.86 5476.28	3624.77 5738.16	3792.98 6011.21	3968.85 6302.97	4148.37 6598.52	4342.93 6920.19	4552.42 7256.91	4765.58 7583.47	4990.07 7924.73	
007362	Landscape Sup 1	3	1373.90 2066.97	1426.60 2156.12	1475.29 2253.32	1544.12 2346.63	1609.01 2452.02	1673.83 2561.32	1746.70 2678.88	1819.68 2800.50	1900.76 2926.17	1981.82 3049.06	
007363	Landscape Sup 2	3	1445.52 2309.39	1517.17 2427.40	1588.75 2545.38	1673.83 2663.35	1746.70 2794.04	1828.98 2937.27	1917.38 3072.18	2005.96 3223.82	2102.82 3383.96	2199.78 3548.31	
007364	Landscape Sup 3	3	1588.75 2545.38	1673.83 2663.35	1746.70 2794.04	1828.98 2937.27	1917.38 3072.18	2005.96 3223.82	2102.82 3383.96	2199.78 3548.31	2309.39 3719.38	2427.40 3898.64	
007365	Park Maint Facilities Coor	6	2241.43 3603.46	2350.40 3770.83	2459.42 3945.82	2580.02 4128.79	2712.35 4315.55	2836.95 4517.96	2976.93 4735.89	3124.82 4957.63	3276.57 5191.18	3436.07 5440.22	
007366	Pros Maintenance Supervisor	6	2011.82 3229.85	2109.18 3385.55	2210.29 3549.00	2311.51 3712.46	2428.21 3883.57	2544.98 4066.54	2669.51 4257.18	2797.89 4451.74	2934.19 4665.82	3078.03 4883.69	
007369	Beach Operations & Maint Sup	6	2241.43 3603.46	2350.40 3770.83	2459.42 3945.82	2580.02 4128.79	2712.35 4315.55	2836.95 4517.96	2976.93 4735.89	3124.82 4957.63	3276.57 5191.18	3436.07 5440.22	
007370	Pros Beach Maintenance Worker	3	1318.40 2007.92	1374.05 2095.29	1429.63 2196.89	1489.61 2293.87	1553.96 2404.12	1618.20 2514.44	1690.90 2629.13	1763.77 2752.70	1836.62 2880.64	1922.31 3017.31	
007371	Pros Aquatic Program Manager	6	2241.43 3603.46	2350.40 3770.83	2459.42 3945.82	2580.02 4128.79	2712.35 4315.55	2836.95 4517.96	2976.93 4735.89	3124.82 4957.63	3276.57 5191.18	3436.07 5440.22	
007372	Pros Constr & Maint Sup	6	2066.97 3327.35	2172.33 3489.42	2277.67 3651.64	2378.88 3821.76	2500.56 4000.11	2626.19 4182.50	2747.85 4377.00	2885.65 4587.81	3027.49 4802.58	3173.35 5029.45	
007373	Pros Construction & Maint Mgr	6	2459.42 3945.82	2580.02 4128.79	2712.35 4315.55	2836.95 4517.96	2976.93 4735.89	3124.82 4957.63	3276.57 5191.18	3436.07 5440.22	3603.46 5696.98	3770.83 5969.42	
007374	Special Tax District Sup	6	2976.93 4735.89	3124.82 4957.63	3276.57 5191.18	3436.07 5440.22	3603.46 5696.98	3770.83 5969.42	3945.82 6253.46	4128.79 6556.99	4315.55 6864.45	4517.96 7199.07	
007380	Pros Special Tax District Mgr		MIN 2838.32		MIN2 3320.85		MAX 4884.34		PAY GRADE...G05				
007381	Cf Pros Proc Contracts Mgmt		MIN 2838.32		MIN2 3320.85		MAX 4884.34		PAY GRADE...G05				
007382	Pros Mgr,Bus Dev, Pa & Comrels		MIN 3240.03		MIN2 3564.00		MAX 5274.07		PAY GRADE...G06				
007383	Mgr, Causesway Operations		MIN 3478.47		MIN2 3826.34		MAX 5704.02		PAY GRADE...G07				

**MIAMI DADE COUNTY**  
**FY 2022-2023 PAY PLAN EFFECTIVE 2022-10-03**

JOB CODE NUMBER	JOB TITLE										
		01	02	03	04	05	06	07	08	09	10
		←									→
		11	12	13	14	15	16	17	18	19	20
007384	Chief, Pros Division 1	MIN 3240.03		MIN2 3564.00		MAX 5274.07		PAY GRADE..G06			
007385	Chief, Pros Division 3	MIN 3740.26		MIN2 4114.28		MAX 6174.28		PAY GRADE..G08			
007387	Cf Pros Division 2	MIN 3478.47		MIN2 3826.34		MAX 5704.02		PAY GRADE..G07			
007388	Cf Pros Design&Development Div	MIN 3740.26		MIN2 4114.28		MAX 6174.28		PAY GRADE..G08			
007390	Pros Disability Services Mgr	MIN 2652.39		MIN2 3103.32		MAX 4528.27		PAY GRADE..G04			
007391	Pros Capital Programs Dir	MIN 4013.69		MIN2 4415.05		MAX 6671.50		PAY GRADE..G09			
007392	Dir Pros Fund Dev&Interg Aff	MIN 3740.26		MIN2 4114.28		MAX 6174.28		PAY GRADE..G08			
007393	Ast Dr,Parks,Rec & Open Spaces	MIN 4659.31		MIN2 5125.22		MAX 7853.89		PAY GRADE..G11			
007394	Pros Operations Coordinator	6 2607.28 4148.37	2727.06 4342.93	2861.61 4552.42	3003.78 4765.58	3149.65 4990.07	3302.96 5229.47	3463.86 5476.28	3624.77 5738.16	3792.98 6011.21	3968.85 6302.97
007395	Pros Chief Of Operations	MIN 4013.69		MIN2 4415.05		MAX 6671.50		PAY GRADE..G09			
007397	Pros Chief Of Perf Excellence	MIN 4013.69		MIN2 4415.05		MAX 6671.50		PAY GRADE..G09			
007398	Deputy Director, Pros	MIN 5020.00		MIN2 5522.02		MAX 13640.25		PAY GRADE..E02			
007399	Dir,Parks,Rec & Open Spaces	MIN 5409.68		MIN2 5950.66		MAX 15309.84		PAY GRADE..E01			
007401	Zoo Miami Keeper 1	6 1345.26 1999.68	1394.77 2086.00	1440.41 2180.05	1505.21 2270.21	1566.10 2372.17	1626.98 2478.10	1695.58 2591.82	1764.03 2709.39	1840.08 2830.91	1917.31 2960.30
007402	Zoo Miami Keeper 2	6 1493.93 2270.22	1556.65 2372.18	1619.37 2488.63	1689.99 2591.83	1760.52 2709.40	1838.86 2830.92	1917.31 2960.31	1999.69 3097.56	2086.00 3238.70	2180.06 3383.75
007403	Zoo Commissary Keeper	6 1318.40 2005.72	1370.31 2100.83	1430.79 2187.26	1487.05 2286.68	1551.89 2399.14	1616.61 2502.81	1685.88 2619.58	1767.94 2740.58	1841.52 2865.93	1923.54 2995.61
007404	Zoo Registrar & Records Coord	6 1852.37 2976.93	1941.86 3124.82	2031.32 3276.57	2132.50 3436.07	2241.43 3603.46	2350.40 3770.83	2459.42 3945.82	2580.02 4128.79	2712.35 4315.55	2836.95 4517.96
007405	Zoological Supervisor 1	6 1852.37 2976.93	1941.86 3124.82	2031.32 3276.57	2132.50 3436.07	2241.43 3603.46	2350.40 3770.83	2459.42 3945.82	2580.02 4128.79	2712.35 4315.55	2836.95 4517.96
007408	Zoological Supervisor 2	6 2241.43 3603.46	2350.40 3770.83	2459.42 3945.82	2580.02 4128.79	2712.35 4315.55	2836.95 4517.96	2976.93 4735.89	3124.82 4957.63	3276.57 5191.18	3436.07 5440.22
007410	Curator Of Birds	6 1941.86 3124.82	2031.32 3276.57	2132.50 3436.07	2241.43 3603.46	2350.40 3770.83	2459.42 3945.82	2580.02 4128.79	2712.35 4315.55	2836.95 4517.96	2976.93 4735.89
007411	Curator Of Ectotherms	6 1941.86	2031.32	2132.50	2241.43	2350.40	2459.42	2580.02	2712.35	2836.95	2976.93

**MIAMI DADE COUNTY**  
**FY 2022-2023 PAY PLAN EFFECTIVE 2022-10-03**

JOB CODE NUMBER	JOB TITLE		01	02	03	04	05	06	07	08	09	10
			←									→
			11	12	13	14	15	16	17	18	19	20
			3124.82	3276.57	3436.07	3603.46	3770.83	3945.82	4128.79	4315.55	4517.96	4735.89
007417	Zoo Miami Keeper Aide	3	1318.40	1374.05	1429.63	1489.61	1553.96	1618.20	1690.90	1763.77	1836.62	1922.31
			2007.92	2095.29	2196.89	2293.87	2404.12	2514.44	2629.13	2752.70	2880.64	2090.31
007418	Zoo Exhibits Technician	6	1623.02	1695.61	1772.06	1860.14	1942.19	2036.74	2135.23	2237.65	2340.12	2458.29
			2576.41	2702.51	2832.55	2970.42	3116.20	3269.81	3427.40	3592.88	3758.38	3931.55
007419	Zoo Hospital Technician	6	1493.93	1556.65	1619.37	1689.99	1760.52	1838.86	1917.31	1999.69	2086.00	2180.06
			2270.22	2372.18	2488.63	2591.83	2709.40	2830.92	2960.31	3097.56	3238.70	3383.75
007420	Aquatic Life Support Tech	3	1420.23	1485.23	1546.49	1623.02	1695.61	1772.06	1860.14	1942.19	2036.74	2135.23
			2237.65	2340.12	2458.29	2576.41	2702.51	2832.55	2970.42	3116.20	3269.81	3427.40
007432	Zoo Graphics&Exhibitry Mgr	6	2459.42	2580.02	2712.35	2836.95	2976.93	3124.82	3276.57	3436.07	3603.46	3770.83
			3945.82	4128.79	4315.55	4517.96	4735.89	4957.63	5191.18	5440.22	5696.98	5969.42
007433	Interpretive Programs Manager	6	2176.16	2281.95	2387.77	2504.87	2633.36	2754.33	2890.22	3033.81	3181.14	3335.98
			3498.50	3661.02	3830.84	4008.53	4189.84	4386.37	4597.95	4813.24	5039.98	5281.77
007434	Interpretive Programs Sup	6	1688.89	1770.65	1852.37	1941.86	2031.32	2132.50	2241.43	2350.40	2459.42	2580.02
			2712.35	2836.95	2976.93	3124.82	3276.57	3436.07	3603.46	3770.83	3945.82	4128.79
007436	Zoo Transportation Supervisor	6	1318.40	1370.31	1430.79	1487.05	1551.89	1616.61	1685.88	1767.94	1841.52	1923.54
			2005.72	2100.83	2187.26	2286.68	2399.14	2502.81	2619.58	2740.58	2865.93	2995.61
007437	Zoo Transportation Manager	6	1770.65	1852.37	1941.86	2031.32	2132.50	2241.43	2350.40	2459.42	2580.02	2712.35
			2836.95	2976.93	3124.82	3276.57	3436.07	3603.46	3770.83	3945.82	4128.79	4315.55
007438	Zoo Rentals Operations Manager	6	1770.65	1852.37	1941.86	2031.32	2132.50	2241.43	2350.40	2459.42	2580.02	2712.35
			2836.95	2976.93	3124.82	3276.57	3436.07	3603.46	3770.83	3945.82	4128.79	4315.55
007440	Zoo Transportation Guide	6	1236.00	1284.67	1341.37	1394.10	1454.90	1515.57	1580.52	1657.45	1726.42	1803.31
			1880.37	1969.52	2050.55	2143.76	2249.19	2346.38	2455.86	2569.29	2686.82	2808.39
007445	Zoo Monorail Maint Sup	3	2036.74	2135.23	2237.65	2340.12	2458.29	2576.41	2702.51	2832.55	2970.42	3116.20
			3269.81	3427.40	3592.88	3758.38	3931.55	4116.78	4309.82	4506.83	4723.50	4944.14
007447	Guest Support Specialist	3	1236.00	1288.18	1340.69	1396.50	1456.84	1517.07	1585.21	1653.54	1721.83	1802.16
			1882.43	1964.33	2059.58	2150.50	2253.87	2357.29	2464.80	2580.65	2700.60	2828.74
007449	Guest Support Sup	6	1455.33	1517.69	1591.57	1657.80	1731.64	1805.62	1891.23	1969.04	2058.55	2159.79
			2253.11	2358.24	2467.17	2580.02	2696.76	2825.11	2961.41	3097.58	3241.50	3393.37
007453	Zoo Group Sales&Events Mgr	6	2241.43	2350.40	2459.42	2580.02	2712.35	2836.95	2976.93	3124.82	3276.57	3436.07
			3603.46	3770.83	3945.82	4128.79	4315.55	4517.96	4735.89	4957.63	5191.18	5440.22
007455	Zoo Rental Operations Sup	6	1318.40	1370.31	1430.79	1487.05	1551.89	1616.61	1685.88	1767.94	1841.52	1923.54
			2005.72	2100.83	2187.26	2286.68	2399.14	2502.81	2619.58	2740.58	2865.93	2995.61

MIAMI DADE COUNTY  
FY 2022-2023 PAY PLAN EFFECTIVE 2022-10-03

JOB CODE NUMBER	JOB TITLE		←-----									
			01	02	03	04	05	06	07	08	09	10
			11	12	13	14	15	16	17	18	19	20
007459	Zoo Animal Beh & Enrich Spc	6	1493.93 2270.22	1556.65 2372.18	1619.37 2488.63	1689.99 2591.83	1760.52 2709.40	1838.86 2830.92	1917.31 2960.31	1999.69 3097.56	2086.00 3238.70	2180.06 3383.75
007460	Zoo Animal Behavior&Enrich Sup	6	1941.86 3124.82	2031.32 3276.57	2132.50 3436.07	2241.43 3603.46	2350.40 3770.83	2459.42 3945.82	2580.02 4128.79	2712.35 4315.55	2836.95 4517.96	2976.93 4735.89
007461	Zoo Exhibits Manager	6	2241.43 3603.46	2350.40 3770.83	2459.42 3945.82	2580.02 4128.79	2712.35 4315.55	2835.69 4517.96	2976.93 4735.89	3124.82 4957.63	3276.57 5191.18	3436.07 5440.22
007463	Zoo Operations Specialist 1	6	1424.37 2281.95	1499.91 2387.77	1564.13 2504.87	1639.69 2633.36	1719.08 2754.33	1798.41 2890.22	1885.30 3033.81	1972.16 3181.14	2070.39 3335.98	2176.16 3498.50
007464	Zoo Operations Specialist 2	6	2154.62 3463.86	2259.36 3624.77	2364.13 3792.98	2480.06 3968.85	2607.28 4148.37	2727.06 4342.93	2861.61 4552.42	3003.78 4765.58	3149.65 4990.07	3302.96 5229.47
007466	Zoo Operations Manager	6	2797.79 4451.74	2934.19 4665.82	3078.03 4883.69	3229.85 5109.41	3385.55 5350.69	3549.00 5607.55	3712.46 5868.20	3883.57 6144.54	4066.54 6437.03	4257.18 6758.91
007469	Zoo Nutritionist	6	2197.05 3532.09	2303.86 3696.18	2410.72 3867.69	2528.93 4047.05	2658.64 4230.10	2780.77 4428.50	2917.97 4642.11	3062.96 4859.46	3211.68 5088.39	3368.02 5332.50
007470	Zoo Hospital Clerk	6	1303.40 1933.02	1356.65 2015.32	1406.17 2101.73	1455.65 2199.65	1516.57 2293.71	1577.50 2395.73	1642.23 2505.51	1710.75 2619.14	1783.11 2736.84	1855.41 2858.29
007471	Associate Zoo Veterinarian		MIN 3740.26		MIN2 4114.28		MAX 6174.28		PAY GRADE...G08			
007472	Zoo Staff Veterinarian		MIN 4013.69		MIN2 4415.05		MAX 6671.50		PAY GRADE...G09			
007473	Zoo Admissions Supervisor	6	1400.85 2241.43	1467.11 2350.40	1544.91 2459.42	1611.06 2580.02	1688.89 2712.35	1770.65 2836.95	1852.37 2976.93	1941.86 3124.82	2031.32 3276.57	2132.50 3436.07
007474	Zoo Group Sales & Events Sup	6	1400.85 2241.43	1467.11 2350.40	1544.91 2459.42	1611.06 2580.02	1688.89 2712.35	1770.65 2836.95	1852.37 2976.93	1941.86 3124.82	2031.32 3276.57	2132.50 3436.07
007475	Zoo Animal Science Manager		MIN 2652.39		MIN2 3103.32		MAX 4528.27		PAY GRADE...G04			
007476	Zoo Admissions Manager	6	1770.65 2836.95	1852.37 2976.93	1941.86 3124.82	2031.32 3276.57	2132.50 3436.07	2241.43 3603.46	2350.40 3770.83	2459.42 3945.82	2580.02 4128.79	2712.35 4315.55
007479	Zoo Conservation&Research Spec	6	1860.08 2992.50	1953.46 3140.40	2042.97 3292.13	2144.16 3451.69	2253.11 3619.03	2362.11 3786.32	2474.92 3965.29	2595.56 4148.23	2724.03 4338.89	2852.36 4541.28
007480	Mgr,Zoo Commun & Media Relatio		MIN 2866.70		MIN2 3354.06		MAX 4933.18		PAY GRADE...G05			
007488	Zoo Conservation & Vet Svc Mgr		MIN 3740.26		MIN2 4114.28		MAX 6174.28		PAY GRADE...G08			
007492	Zoo Superintendent		MIN 4659.31		MIN2 5125.22		MAX 7853.89		PAY GRADE...G11			

MIAMI DADE COUNTY  
FY 2022-2023 PAY PLAN EFFECTIVE 2022-10-03

JOB CODE NUMBER	JOB TITLE		01	02	03	04	05	06	07	08	09	10
			11	12	13	14	15	16	17	18	19	20
007501	Marina Manager 1	6	1362.05 2171.35	1420.38 2272.59	1494.29 2385.44	1568.18 2498.37	1638.36 2615.08	1716.13 2735.61	1797.82 2864.09	1887.32 2996.33	1976.76 3136.53	2066.30 3280.51
007502	Marina Manager 2	6	1603.22 2560.54	1677.22 2681.10	1758.89 2813.43	1844.52 2953.54	1934.07 3097.58	2019.62 3245.45	2120.82 3405.02	2222.01 3572.31	2330.94 3739.61	2443.84 3910.92
007503	Marina Manager 3	6	2031.32 3276.57	2132.50 3436.07	2241.43 3603.46	2350.40 3770.83	2459.42 3945.82	2580.02 4128.79	2803.53 4315.55	2836.95 4517.96	2976.93 4735.89	3124.82 4957.63
007505	Golf Marketing Coordinator	6	2241.43 3603.46	2350.40 3770.83	2459.42 3945.82	2580.02 4128.79	2712.35 4315.55	2836.95 4517.96	2976.93 4735.89	3124.82 4957.63	3276.57 5191.18	3436.07 5672.08
007506	Golf Irrigation Manager	6	1844.52 2953.54	1934.07 3097.58	2019.62 3245.45	2120.82 3405.02	2222.01 3572.31	2330.94 3739.61	2443.84 3910.92	2560.54 4089.85	2681.10 4284.38	2813.43 4491.73
007507	Golf Course Laborer	3	1236.00 1882.43	1288.18 1964.33	1340.28 2059.58	1396.50 2150.50	1456.84 2253.87	1517.07 2357.29	1585.21 2464.80	1653.54 2580.65	1721.83 2700.60	1802.16 2828.74
007510	Golf Superintendent 1	6	1603.22 2560.54	1677.22 2681.10	1758.89 2813.43	1844.52 2953.54	1934.07 3097.58	2019.62 3245.45	2120.82 3405.02	2222.01 3572.31	2330.94 3739.61	2443.84 3910.92
007511	Golf Superintendent 2	6	1844.52 2953.54	1934.07 3097.58	2019.62 3245.45	2120.82 3405.02	2222.01 3572.31	2330.94 3739.61	2443.84 3910.92	2560.54 4089.85	2681.10 4284.38	2813.43 4491.73
007512	Golf Superintendent 3	6	2031.32 3276.57	2132.50 3436.07	2241.43 3603.46	2350.40 3770.83	2459.42 3945.82	2580.02 4128.79	2712.35 4315.55	2836.95 4517.96	2976.93 4735.89	3124.82 4957.63
007513	Golf Superintendent 4	6	2459.42 3945.82	2580.02 4128.79	2712.35 4315.55	2836.95 4517.96	2976.93 4735.89	3124.82 4957.63	3276.57 4853.52	3436.07 5440.22	3603.46 5696.98	3770.83 5971.67
007514	Golf Clubhouse Manager	6	1603.22 2560.54	1677.22 2681.10	1758.89 2813.43	1844.52 2953.54	1934.07 3097.58	2019.62 3245.45	2120.82 3405.02	2222.01 3572.31	2330.94 3739.61	2443.84 3910.92
007515	Golf Clubhouse Manager 2	6	1844.52 2953.54	1934.07 3097.58	2019.62 3245.45	2120.82 3405.02	2222.01 3572.31	2330.94 3739.61	2443.84 3910.92	2560.54 4089.85	2681.10 4284.38	2813.43 4491.73
007516	Golf Clubhouse Manager 3	6	2031.32 3276.57	2132.50 3436.07	2241.43 3603.46	2350.40 3770.83	2459.42 3945.82	2580.02 4128.79	2712.35 4315.55	2836.95 4517.96	2976.93 4735.89	3124.82 4957.63
007517	Golf Clubhouse Manager 4	6	2459.42 3945.82	2580.02 4128.79	2712.35 4315.55	2836.95 4517.96	2976.93 4735.89	3124.82 4957.63	3276.57 5191.18	3436.07 5440.22	3603.46 5696.98	3770.83 5969.42
007523	Interpretive Prog Attendant	6	1493.93 2270.22	1556.65 2372.18	1619.37 2488.63	1689.99 2591.83	1760.52 2709.40	1838.86 2830.92	1917.31 2960.31	1999.69 3097.56	2086.00 3238.70	2180.06 3383.75
007524	Interpretive Program Leader	6	1280.30 2031.32	1334.78 2132.50	1400.85 2241.43	1467.11 2350.40	1544.91 2459.42	1611.06 2580.02	1688.89 2712.35	1770.65 2836.95	1852.37 2976.93	1941.86 3124.82
007526	Guest Services Representative	6	1236.00	1284.67	1341.37	1394.10	1454.90	1515.57	1580.52	1657.45	1726.42	1803.31

**MIAMI DADE COUNTY**  
**FY 2022-2023 PAY PLAN EFFECTIVE 2022-10-03**

JOB CODE NUMBER	JOB TITLE		01	02	03	04	05	06	07	08	09	10
			←-----									
			11	12	13	14	15	16	17	18	19	20
			1880.37	1969.52	2050.55	2143.76	2249.19	2346.38	2455.86	2569.29	2686.82	2808.39
007527	Group Sales Specialist	6	1318.40	1370.31	1430.79	1487.05	1551.89	1616.61	1685.88	1767.94	1841.52	1923.54
			2005.72	2100.83	2187.26	2286.68	2399.14	2502.81	2619.58	2740.58	2865.93	2995.61
007528	Guest Services Manager	6	2241.43	2350.40	2459.42	2580.02	2712.35	2836.95	2976.93	3124.82	3276.57	3436.07
			3603.46	3770.83	3945.82	4128.79	4315.55	4517.96	4735.89	4957.63	5191.18	5440.22
007529	Pros Facility Maint Attendant	3	1373.90	1426.60	1475.29	1544.12	1609.01	1673.83	1746.70	1819.68	1900.76	1981.82
			2066.97	2156.12	2253.32	2346.63	2452.02	2561.32	2678.88	2800.50	2926.17	3049.06
007530	Landscape Attendant	3	1236.00	1288.18	1340.69	1396.50	1456.84	1517.07	1585.21	1653.54	1721.83	1802.16
			1882.43	1964.33	2059.58	2150.50	2253.87	2357.29	2464.80	2580.65	2700.60	2828.74
007531	Pros Natural Areas Attendant	3	1236.00	1288.18	1340.69	1396.50	1456.84	1517.07	1585.21	1653.54	1721.83	1802.16
			1882.43	1964.33	2059.58	2150.50	2253.87	2357.29	2464.80	2580.65	2700.60	2828.74
007532	Landscape Tech Supervisor 1	3	1588.75	1673.83	1746.70	1828.98	1917.38	2005.96	2097.19	2199.78	2309.39	2427.40
			2545.38	2663.35	2798.54	2937.27	3072.18	3223.82	3383.96	3548.31	3719.38	3898.64
007533	Landscape Tech Supervisor 2	3	1746.70	1828.98	1917.38	2005.96	2102.82	2199.78	2309.39	2427.40	2545.38	2663.35
			2794.04	2937.27	3072.18	3223.82	3383.96	3548.31	3719.38	3898.64	4074.08	4257.41
007534	Landscape Tech Supervisor 3	3	1917.38	2005.96	2102.82	2199.78	2309.39	2427.40	2545.38	2663.35	2794.04	2937.27
			3072.18	3223.82	3383.96	3548.31	3719.38	3898.64	4074.08	4257.41	4449.00	4649.20
007535	Sports Turf Manager	6	2633.36	2754.33	2890.22	3033.81	3181.14	3335.98	3498.50	3661.02	3830.90	4008.53
			4189.84	4386.37	4597.95	4813.24	5039.98	5281.77	5531.05	5795.55	6071.28	6366.01
007536	Pros Special Tax Supervisor	6	2241.43	2350.40	2459.42	2580.02	2712.35	2836.95	2976.93	3124.82	3276.57	3436.07
			3603.46	3770.83	3945.82	4128.79	4315.55	4517.96	4735.89	4957.63	5191.18	5440.22
007537	Sports Turf Supervisor 1	3	1729.41	1810.87	1898.39	1986.10	2082.00	2178.00	2286.54	2403.37	2520.17	2636.99
			2766.37	2908.19	3041.77	3191.90	3350.46	3513.18	3682.55	3860.04	4033.75	4215.26
007538	Sports Turf Supervisor 2	3	1898.39	1986.10	2082.00	2178.00	2286.54	2403.37	2520.17	2636.99	2766.37	2908.19
			3041.77	3191.90	3350.46	3513.18	3682.55	3860.04	4033.75	4215.26	4404.95	4603.17
007539	Sports Turf Supervisor 3	3	2082.00	2178.00	2286.54	2403.37	2520.17	2636.99	2766.37	2908.19	3041.77	3191.90
			3350.46	3513.18	3682.55	3860.04	4033.75	4215.26	4404.95	4603.17	4810.33	5026.78
007540	Sports Turf Sprayer	3	1410.17	1468.48	1534.44	1600.57	1666.67	1744.44	1822.13	1901.42	1993.62	2081.61
			2181.67	2281.78	2385.86	2497.99	2614.09	2738.13	2870.22	2998.36	3142.49	3294.53
007804	Film & Entertain Permit Coor	6	2241.43	2350.40	2459.42	2580.02	2712.35	2836.95	2976.93	3124.82	3276.57	3436.07
			3603.46	3770.83	3945.82	4128.79	4315.55	4517.96	4735.89	4957.63	5191.18	5440.22
008001	Bus General Helper	8	1358.78	1446.12	1529.34	1615.04	1699.09	1733.70	1774.07	1812.80	1845.76	1878.72
			1915.80	1956.18	2001.50	2047.64	2098.73	2145.70	2194.31	2247.05	2298.96	2355.82

MIAMI DADE COUNTY  
 FY 2022-2023 PAY PLAN EFFECTIVE 2022-10-03

JOB CODE NUMBER	JOB TITLE		01	02	03	04	05	06	07	08	09	10
			11	12	13	14	15	16	17	18	19	20
008002	Bus Hostler	8	1415.63 2001.50	1505.45 2047.64	1596.09 2098.73	1680.96 2145.70	1774.07 2194.31	1812.80 2247.05	1845.76 2298.96	1878.72 2355.82	1915.80 2415.97	1956.18 2480.24
008006	Bus Maint Tech	8	1966.89 2968.05	2089.66 3054.57	2216.56 3134.50	2339.34 3217.72	2460.46 3301.77	2542.86 3381.70	2626.09 3470.69	2711.78 3549.79	2800.78 3628.90	2884.82 3712.12
008010	Bus Body Tech	8	1966.89 2968.05	2089.66 3054.57	2216.56 3134.50	2339.34 3217.72	2460.46 3301.77	2542.86 3381.70	2626.09 3470.69	2711.78 3549.79	2800.78 3628.90	2884.82 3712.12
008021	Dtpw Facilities Equip Tech	8	1966.89 2968.05	2089.66 3054.57	2216.56 3134.50	2339.34 3217.72	2460.46 3301.77	2542.86 3381.70	2626.09 3470.69	2711.78 3549.79	2800.78 3628.90	2884.82 3712.12
008022	Dtpw Welder	8	1915.80 2389.60	1959.47 2448.93	1994.90 2502.49	2043.52 2565.11	2083.07 2625.26	2134.98 2687.06	2182.78 2750.51	2228.10 2818.90	2280.83 2885.65	2339.34 2954.04
008031	Bus Maint Control Clerk	8	1546.65 2216.56	1643.88 2270.12	1736.17 2320.38	1830.93 2387.95	1933.10 2448.93	1973.48 2504.96	2020.45 2572.53	2063.30 2637.62	2109.44 2718.38	2157.23 2799.95
008032	Dtpw Fac Maint Control Clk	8	1546.65 2216.56	1643.88 2270.12	1736.17 2320.38	1830.93 2387.95	1933.10 2448.93	1973.48 2504.96	2020.45 2572.53	2063.30 2637.62	2109.44 2718.38	2157.23 2799.95
008033	Dtpw Facilities Repairer	8	1358.78 1915.80	1446.12 1956.18	1529.34 2001.50	1615.04 2047.64	1699.09 2098.73	1733.70 2145.70	1774.07 2194.31	1812.80 2247.05	1845.76 2298.96	1878.72 2355.82
008035	Bus Stock Clerk	8	1484.02 2109.44	1573.84 2157.23	1666.95 2216.56	1760.06 2270.12	1854.82 2320.38	1889.43 2387.95	1933.10 2448.93	1973.48 2504.96	2020.45 2572.53	2063.30 2637.62
008042	Dtpw Rev Collector	6	1357.95 1946.29	1404.10 2021.27	1452.71 2102.85	1501.33 2182.78	1562.30 2273.42	1615.86 2364.06	1670.25 2458.82	1732.87 2561.82	1799.62 2670.58	1868.01 2781.82
008050	Bus Operator		MIN 1385.14		MIN2 1873.78		MAX 2242.10		PAY GRADE..G43			
008052	Dtpw Electronic Tech/Lab	8	1966.89 2968.05	2089.66 3054.57	2216.56 3134.50	2339.34 3217.72	2460.46 3301.77	2542.86 3381.70	2626.09 3470.69	2711.78 3549.79	2800.78 3628.90	2884.82 3712.12
008054	Guideway Inspection Spec	8	1516.16 2157.23	1608.45 2216.56	1704.86 2270.12	1795.50 2320.38	1889.43 2387.95	1933.10 2448.93	1973.48 2504.96	2020.45 2572.53	2063.30 2637.62	2109.44 2711.78
008055	Dtpw Rail Veh Tech/Trk&Guidewy	8	1966.89 2968.05	2089.66 3054.57	2216.56 3134.50	2339.34 3217.72	2460.46 3301.77	2542.86 3381.70	2626.09 3470.69	2711.78 3549.79	2800.78 3628.90	2884.82 3712.12
008056	Rail Vehicle Machinist	8	1966.89 2968.05	2089.66 3054.57	2216.56 3134.50	2339.34 3217.72	2460.46 3301.77	2542.86 3381.70	2626.09 3470.69	2711.78 3549.79	2800.78 3628.90	2884.82 3712.12
008060	Rail Technician/Train Control	8	1966.89 2968.05	2089.66 3054.57	2216.56 3134.50	2339.34 3217.72	2460.46 3301.77	2542.86 3381.70	2626.09 3470.69	2711.78 3549.79	2800.78 3628.90	2884.82 3712.12
008061	Rail Technician/Traction Power	8	1966.89 2968.05	2089.66 3054.57	2216.56 3134.50	2339.34 3217.72	2460.46 3301.77	2542.86 3381.70	2626.09 3470.69	2711.78 3549.79	2800.78 3628.90	2884.82 3712.12

MIAMI DADE COUNTY  
 FY 2022-2023 PAY PLAN EFFECTIVE 2022-10-03

JOB CODE NUMBER	JOB TITLE		01	02	03	04	05	06	07	08	09	10
			11	12	13	14	15	16	17	18	19	20
008063	Rail Maintenance Worker	8	1358.78 1915.80	1446.12 1956.18	1529.34 2001.50	1615.04 2047.64	1699.09 2098.73	1733.70 2145.70	1774.07 2194.31	1812.80 2247.05	1845.76 2298.96	1878.72 2355.82
008064	Track Repairer	8	1415.63 2001.50	1505.45 2047.64	1596.09 2098.73	1680.96 2145.70	1774.07 2194.31	1812.80 2247.05	1845.76 2298.96	1878.72 2355.82	1915.80 2415.97	1956.18 2480.24
008065	Rail Structural Repairer	8	1516.16 2157.23	1608.45 2216.56	1704.86 2270.12	1795.50 2320.38	1889.43 2387.95	1933.10 2448.93	1973.48 2504.96	2020.45 2572.53	2063.30 2637.62	2109.44 2711.78
008066	Track Equipment Operator	8	1516.16 2157.23	1608.45 2216.56	1704.86 2270.12	1795.50 2320.38	1889.43 2387.95	1933.10 2448.93	1973.48 2504.96	2020.45 2572.53	2063.30 2637.62	2109.44 2711.78
008068	Rail Vehicle Electronic Tech	8	1966.89 2968.05	2089.66 3054.57	2216.56 3134.50	2339.34 3217.72	2460.46 3301.77	2542.86 3381.70	2626.09 3470.69	2711.78 3549.79	2800.78 3628.90	2884.82 3712.12
008069	Rail Vehicle Cleaner	8	1358.78 1915.80	1446.12 1956.18	1529.34 2001.50	1615.04 2047.64	1699.09 2098.73	1733.70 2145.70	1774.07 2194.31	1812.80 2247.05	1845.76 2298.96	1878.72 2355.82
008071	Rail Vehicle Mechanic	8	1966.89 2968.05	2089.66 3054.57	2216.56 3134.50	2339.34 3217.72	2460.46 3301.77	2542.86 3381.70	2626.09 3470.69	2711.78 3549.79	2800.78 3628.90	2884.82 3712.12
008073	Train Operator		MIN 1498.03		MIN2 1873.78		MAX 2242.10		PAY GRADE...G46			
008074	Rail Stock Clerk	8	1484.02 2109.44	1573.84 2157.23	1666.95 2216.56	1760.06 2270.12	1854.82 2320.38	1889.43 2387.95	1933.10 2448.93	1973.48 2504.96	2020.45 2572.53	2063.30 2637.62
008076	Rail Maintenance Clerk	8	1484.02 2109.44	1573.84 2157.23	1666.95 2216.56	1760.06 2270.12	1854.82 2320.38	1889.43 2387.95	1933.10 2448.93	1973.48 2504.96	2020.45 2572.53	2063.30 2637.62
008077	Rail Maintenance Control Clerk	8	1546.65 2216.56	1643.88 2270.12	1736.17 2320.38	1830.93 2387.95	1933.10 2448.93	1973.48 2504.96	2020.45 2572.53	2063.30 2637.62	2109.44 2718.38	2157.23 2799.95
008082	Metromover Technician	8	1966.89 2968.05	2089.66 3054.57	2216.56 3134.50	2339.34 3217.72	2460.46 3301.77	2542.86 3381.70	2626.09 3470.69	2711.78 3549.79	2800.78 3628.90	2884.82 3712.12
008083	Dtpw Electronic Tech	8	1690.85 2590.66	1760.06 2708.49	1835.87 2830.44	1918.27 2961.46	1999.02 3094.12	2083.90 3238.32	2182.78 3383.34	2272.59 3535.78	2373.94 3697.29	2478.59 3865.38
008084	Dtpw Electronic Tech/Radio	8	1966.89 2968.05	2089.66 3054.57	2216.56 3134.50	2339.34 3217.72	2460.46 3301.77	2542.86 3381.70	2626.09 3470.69	2711.78 3549.79	2800.78 3628.90	2884.82 3712.12
008085	Dtpw Electronic Tech/Sys	8	1966.89 2968.05	2089.66 3054.57	2216.56 3134.50	2339.34 3217.72	2460.46 3301.77	2542.86 3381.70	2626.09 3470.69	2711.78 3549.79	2800.78 3628.90	2884.82 3712.12
008089	Senior Dtpw Electronic Tech	8	2138.28 3428.66	2238.81 3590.99	2341.81 3757.44	2458.82 3933.78	2578.30 4116.70	2702.72 4309.52	2832.09 4506.46	2968.05 4727.29	3116.37 4946.47	3272.10 5178.84
008097	Rail Structural Insp Spec	8	1516.16 2157.23	1608.45 2216.56	1704.86 2270.12	1795.50 2320.38	1889.43 2387.95	1933.10 2448.93	1973.48 2504.96	2020.45 2572.53	2063.30 2637.62	2109.44 2711.78



MIAMI DADE COUNTY  
FY 2022-2023 PAY PLAN EFFECTIVE 2022-10-03

JOB CODE NUMBER	JOB TITLE											
		01	02	03	04	05	06	07	08	09	10	
		←-----										
		11	12	13	14	15	16	17	18	19	20	
008102	Dtpw Supervisor	MIN 1941.86		MIN2 2350.40		MAX 3440.42		PAY GRADE..G43				
008106	Dtpw Ops/Maint Instructor	MIN 1995.90		MIN2 2444.04		MAX 3610.09		PAY GRADE..G44				
008107	Dtpw Ops/Maint Training Sup	6	2241.43 3603.46	2350.40 3770.83	2459.42 3945.82	2580.02 4128.79	2712.35 4315.55	2836.95 4517.97	2976.93 4735.89	3124.82 4957.63	3276.57 5191.18	3436.07 5440.22
008108	Dtpw Operation Supervisor	MIN 1941.86		MIN2 2350.40		MAX 3440.42		PAY GRADE..G43				
008110	Bus Traffic Control	6	2108.94 3437.71	2216.53 3611.65	2327.65 3791.04	2442.47 3977.48	2564.43 4178.31	2689.92 4386.44	2826.25 4603.32	2969.68 4833.51	3116.73 5075.23	3274.45 5328.93
008111	Maintenance Reliability Clerk	6	1455.33 2253.11	1517.69 2358.24	1591.57 2467.17	1657.80 2580.02	1731.64 2696.76	1805.62 2825.11	1891.23 2961.41	1969.04 3097.58	2058.55 3241.50	2159.79 3393.37
008113	Dtpw Operations Scheduler	6	1852.37 2976.93	1941.86 3124.82	2031.32 3276.57	2132.50 3436.07	2241.43 3603.46	2350.40 3770.83	2459.42 3945.82	2580.02 4128.79	2712.35 4315.55	2836.95 4517.96
008114	Sr Dtpw Operations Scheduler	6	2241.43 3603.46	2350.40 3770.83	2459.42 3945.82	2580.02 4128.79	2712.35 4315.55	2836.95 4517.96	2976.93 4735.89	3124.82 4957.63	3276.57 5191.18	3436.07 5440.22
008116	Rail Station Monitor	MIN 1233.60		MIN2 1455.33		MAX 2444.04		PAY GRADE..G40				
008118	Dtpw Stock Control Officer	6	1455.33 2253.11	1517.69 2358.24	1591.57 2467.17	1657.80 2580.02	1731.64 2696.76	1805.62 2825.11	1891.23 2961.41	1969.04 3097.58	2058.55 3241.50	2159.79 3393.37
008120	Dtpw Purchasing & Stores Sup	6	1807.58 2969.68	1900.86 3116.73	2001.28 3274.45	2108.94 3437.71	2216.53 3611.65	2327.65 3791.04	2442.47 3977.48	2564.43 4178.31	2689.92 4386.44	2826.25 4603.32
008122	Dtpw Elevator Contracts Sup	6	2580.02 4128.79	2712.35 4315.55	2836.95 4517.96	2976.93 4735.89	3124.82 4957.63	3276.57 5191.18	3436.07 5440.22	3603.46 5696.98	3770.83 5969.42	3945.82 6253.46
008127	Dtpw Mechanic Shop Sup	6	2108.94 3437.71	2216.53 3611.65	2327.65 3791.04	2442.47 3977.48	2564.43 4178.31	2689.92 4386.44	2826.25 4603.32	2969.68 4833.51	3116.73 5075.23	3274.45 5328.93
008129	Dtpw Body Paint Shop Sup	6	2108.94 3437.71	2216.53 3611.65	2327.65 3791.04	2442.47 3977.48	2564.43 4178.31	2689.92 4386.44	2826.25 4603.32	2969.68 4833.51	3116.73 5075.23	3274.45 5328.93
008132	Dtpw Maint Prod Coor	6	2241.43 3603.46	2350.40 3770.83	2459.42 3945.82	2580.02 4128.79	2712.35 4315.55	2836.95 4517.96	2976.93 4735.89	3124.82 4957.63	3276.57 5191.18	3436.07 5440.22
008133	Dtpw Yard Sup	MIN 1941.86		MIN2 2350.40		MAX 3440.42		PAY GRADE..G43				
008135	Dtpw Facilities Supervisor	MIN 1941.86		MIN2 2350.40		MAX 3440.42		PAY GRADE..G43				
008136	Dtpw Facilities Superintendent	6	2350.40 3770.83	2459.42 3945.82	2580.02 4128.79	2712.35 4315.55	2836.95 4517.96	2976.93 4735.89	3124.82 4957.63	3276.57 5191.18	3436.07 5440.22	3603.46 5696.98
008144	Dtpw Electronic Tech Sup	6	2428.21	2544.98	2669.51	2797.89	2934.19	3078.03	3229.85	3385.55	3549.00	3712.46

MIAMI DADE COUNTY  
 FY 2022-2023 PAY PLAN EFFECTIVE 2022-10-03

JOB CODE NUMBER	JOB TITLE	←-----									
		01	02	03	04	05	06	07	08	09	10
		11	12	13	14	15	16	17	18	19	20
		3883.57	4066.54	4257.18	4451.74	4665.82	4883.69	5109.41	5350.69	5607.55	5868.20
008160	Rail Traffic Controller	MIN 2327.64		MIN2 2826.25		MAX 4176.36		PAY GRADE..G50			
008161	Cf Sup Rail Traffic Control	MIN 3370.61		MIN2 3707.63		MAX 5486.60		PAY GRADE..G52			
008162	Cf Sup Rail Transportation	6 2969.68 4833.51	3116.73 5075.23	3274.45 5328.93	3437.71 5595.37	3611.65 5875.14	3791.04 6168.89	3977.48 6477.35	4178.31 6768.85	4386.44 7073.43	4603.32 7391.72
008163	Rail Supervisor	MIN 2001.28		MIN2 2442.47		MAX 3609.59		PAY GRADE..G45			
008164	Rail Yard Master	MIN 2216.53		MIN2 2689.92		MAX 3980.59		PAY GRADE..G49			
008167	Rail Vehicle Cleaner Sup	MIN 1770.70		MIN2 1911.55		MAX 2360.46		PAY GRADE..G42			
008168	Rail Vehicle Maintenance Sup	3 2669.51 4257.18	2797.89 4451.74	2934.19 4665.82	3078.03 4883.69	3229.85 5109.41	3385.55 5350.69	3549.00 5607.55	3712.46 5868.20	3883.57 6144.54	4066.54 6437.03
008169	Cf Sup Rail Vehicle Repair	6 2969.68 4833.51	3116.73 5075.23	3274.45 5328.93	3437.71 5595.37	3611.65 5875.14	3791.04 6168.89	3977.48 6477.35	4178.31 6768.85	4386.44 7073.43	4603.32 7391.72
008171	Traction Power Supervisor	3 2669.51 4257.18	2797.89 4451.74	2934.19 4665.82	3078.03 4883.69	3229.85 5109.41	3385.55 5350.69	3549.00 5607.55	3712.46 5868.20	3883.57 6144.54	4066.54 6437.03
008173	Train Control Supervisor	3 2665.41 4257.18	2797.89 4451.74	2934.19 4665.82	3078.03 4883.69	3229.85 5109.41	3385.55 5350.69	3549.00 5607.55	3712.46 5868.20	3883.57 6144.54	4066.54 6437.03
008175	Cf Sup Train Ctrl&Traction Pwr	6 2969.68 4833.51	3116.73 5075.23	3274.45 5328.93	3437.71 5595.37	3611.65 5875.14	3791.04 6168.89	3977.48 6477.35	4178.31 6768.85	4386.44 7073.43	4603.32 7391.72
008176	Cf Sup Rail Shop Maintenance	6 2969.68 4833.51	3116.73 5075.23	3274.45 5328.93	3437.71 5595.37	3611.65 5875.14	3791.04 6168.89	3977.48 6477.35	4178.31 6768.85	4386.44 7073.43	4603.32 7391.72
008179	Rail Structural Insp Sup	6 2277.67 3651.64	2378.88 3821.76	2500.56 4000.11	2626.19 4182.50	2747.85 4377.00	2885.65 4587.81	3027.49 4802.58	3173.35 5029.45	3327.35 5255.82	3489.42 5492.30
008180	Rail Structure/Track Sup	6 2277.67 3651.64	2378.88 3821.76	2500.56 4000.11	2626.19 4182.50	2747.85 4377.00	2885.65 4587.81	3027.49 4802.58	3173.35 5029.45	3327.35 5255.78	3489.42 5492.30
008181	Cf Sup Rail Structural Maint	6 2969.68 4833.51	3116.73 5075.23	3274.45 5328.93	3437.71 5595.37	3611.65 5875.14	3791.04 6168.89	3977.48 6477.35	4178.31 6768.85	4386.44 7073.43	4603.32 7391.72
008182	Cf Sup Inspection & Repair	6 2969.68 4833.51	3116.73 5075.23	3274.45 5328.93	3437.71 5595.37	3611.65 5875.14	3791.04 6168.89	3977.48 6477.35	4178.31 6768.85	4386.44 7073.43	4603.32 7391.72
008183	Track Shop Supervisor	6 2277.67 3651.64	2378.88 3821.76	2500.56 4000.11	2626.19 4182.50	2747.85 4377.00	2885.65 4587.81	3027.49 4802.58	3173.35 5029.45	3327.35 5255.79	3489.42 5492.31
008185	Cf Sup Rail Track Maint	6 2969.68 4833.51	3116.73 5075.23	3274.45 5328.93	3437.71 5595.37	3611.65 5875.14	3791.04 6168.89	3977.48 6477.35	4178.31 6768.85	4386.44 7073.43	4603.32 7391.72

**MIAMI DADE COUNTY**  
**FY 2022-2023 PAY PLAN EFFECTIVE 2022-10-03**

JOB CODE NUMBER	JOB TITLE		←-----									
			01	02	03	04	05	06	07	08	09	10
			11	12	13	14	15	16	17	18	19	20
008188	Metromover Maint Supervisor	3	2669.51 4257.18	2797.89 4451.74	2934.19 4665.82	3078.03 4883.69	3229.85 5109.41	3385.55 5350.69	3549.00 5607.55	3712.46 5868.20	3883.57 6144.54	4066.54 6437.03
008189	Chief Supervisor Metromover	6	2969.68 4833.51	3116.73 5075.23	3274.45 5328.93	3437.71 5595.37	3611.65 5875.14	3791.04 6168.89	3977.48 6477.35	4178.31 6768.85	4386.44 7073.43	4603.32 7391.72
008196	Cf Sup Guideway Inspection	6	2969.68 4833.51	3116.73 5075.23	3274.45 5328.93	3437.71 5595.37	3611.65 5875.14	3791.04 6168.89	3977.48 6477.35	4178.31 6768.85	4386.44 7073.43	4603.32 7391.72
008201	Dtpw Currency Processor	8	1236.00 1880.37	1284.62 1969.36	1340.65 2050.11	1393.38 2143.22	1454.36 2248.70	1515.34 2345.93	1580.43 2455.52	1657.06 2569.23	1726.28 2686.24	1802.91 2808.19
008202	DTPW Const&Facilities Monitor	8	1236.00 1880.37	1284.62 1969.36	1340.65 2050.11	1393.38 2143.22	1454.36 2248.70	1515.34 2345.93	1580.43 2455.52	1657.06 2569.23	1726.28 2686.24	1802.91 2808.19
008203	Dtpw Licensing Clerk	6	1318.40 2005.72	1370.31 2100.83	1430.79 2187.26	1487.05 2286.68	1551.89 2399.14	1616.61 2502.81	1685.88 2619.58	1767.94 2740.58	1841.52 2865.93	1923.54 2995.61
008207	Dtpw Safety Officer	6	2132.50 3436.07	2241.43 3603.46	2350.40 3770.83	2459.42 3945.82	2580.02 4128.79	2712.35 4315.55	2836.95 4517.96	2976.93 4735.89	3124.82 4957.63	3276.57 5191.18
008210	Dtpw Prking Enforcemnt Spec	6	1318.40 2005.72	1370.31 2100.83	1430.79 2187.26	1487.05 2286.68	1551.89 2399.14	1616.61 2502.81	1685.88 2619.58	1767.94 2740.58	1841.52 2865.93	1923.54 2995.61
008215	Dtpw Revenue Processing Clerk	6	1318.40 2005.72	1370.31 2100.83	1430.79 2187.26	1487.05 2286.68	1551.89 2399.14	1616.61 2502.81	1685.88 2619.58	1767.94 2740.58	1841.52 2865.93	1923.54 2995.61
008216	Dtpw Revenue Processing Sup 1	6	1576.22 2403.49	1638.99 2513.28	1709.56 2623.09	1787.95 2741.16	1862.46 2864.46	1944.82 2993.41	2023.24 3128.10	2113.43 3268.88	2207.51 3415.97	2301.61 3569.71
008218	Dtpw Revenue Processing Sup 2	6	1852.37 2976.93	1941.86 3124.82	2031.32 3276.57	2132.50 3436.07	2241.43 3603.46	2350.40 3770.83	2459.42 3945.82	2580.02 4128.79	2712.35 4315.55	2836.95 4517.96
008220	Dtpw Rev Collections Sup 1	6	1576.22 2403.49	1638.99 2513.28	1709.56 2623.09	1787.95 2741.16	1862.46 2864.46	1944.82 2993.41	2023.24 3128.10	2113.43 3268.88	2207.51 3415.97	2301.61 3569.71
008222	Dtpw Rev Collections Sup 2	6	1852.37 2976.93	1941.86 3124.82	2031.32 3276.57	2132.50 3436.07	2241.43 3603.46	2350.40 3770.83	2459.42 3945.82	2580.02 4128.79	2712.35 4315.46	2836.95 4517.96
008229	Dtpw Inventory Control Spec	6	1618.94 2580.02	1694.50 2712.35	1773.90 2836.95	1853.20 2976.93	1941.86 3124.82	2031.32 3276.57	2132.50 3436.07	2241.43 3603.46	2350.40 3770.83	2459.42 3945.82
008232	Dtpw Contracts Compliance Ofc	6	1852.37 2976.93	1941.86 3124.82	2031.32 3276.57	2132.50 3436.07	2241.43 3603.46	2350.40 3770.83	2459.42 3945.82	2580.02 4128.79	2712.35 4315.55	2836.95 4517.96
008241	Dtpw Quality Assurance Spec	6	1853.20 2976.93	1941.86 3124.82	2031.32 3276.57	2132.50 3436.07	2241.43 3603.46	2350.40 3770.83	2459.42 3945.82	2580.02 4128.79	2712.35 4315.55	2836.95 4517.96

MIAMI DADE COUNTY  
 FY 2022-2023 PAY PLAN EFFECTIVE 2022-10-03

JOB CODE NUMBER	JOB TITLE										
		01	02	03	04	05	06	07	08	09	10
		←									→
		11	12	13	14	15	16	17	18	19	20
008242	Mgr,Dtpw Joint Dev&Real Est Co	MIN 2838.32		MIN2 3320.85		MAX 4884.34		PAY GRADE...G05			
008250	Mgr Dtpw Riow & Utility Sec	MIN 2838.32		MIN2 3320.85		MAX 4884.34		PAY GRADE...G05			
008258	Mgr Dtpw Work Program	MIN 3478.47		MIN2 3826.34		MAX 5704.02		PAY GRADE...G07			
008259	Dtpw Loss Prevention Coor	6 2241.43 3603.46	2350.40 3770.83	2459.42 3945.82	2580.02 4128.79	2712.35 4315.55	2836.95 4517.96	2976.93 4735.89	3124.82 4957.63	3276.57 5191.18	3436.07 5440.22
008263	Dtpw Security Manager	6 3003.78 4765.58	3149.65 4990.07	3302.96 5229.47	3463.86 5476.28	3624.77 5738.16	3792.98 6011.21	3968.85 6302.97	4148.37 6598.52	4342.93 6920.19	4552.42 7256.91
008264	Dtpw Security Program Sup	6 2459.42 3945.82	2580.02 4128.79	2712.35 4315.55	2836.95 4517.96	2976.93 4735.89	3124.82 4957.63	3276.57 5191.18	3436.07 5440.22	3603.46 5696.98	3770.83 5969.42
008265	Dtpw Property Manager	6 1688.89 2712.35	1770.65 2836.95	1852.37 2976.93	1941.86 3124.82	2031.32 3276.57	2132.50 3436.07	2241.43 3603.46	2350.40 3770.83	2459.42 3945.82	2580.02 4128.79
008266	Dtpw Property Management Sup	6 2241.43 3603.46	2350.40 3770.83	2459.42 3945.82	2580.02 4128.79	2712.35 4315.55	2836.95 4517.96	2976.93 4735.89	3124.82 4957.63	3276.57 5191.18	3436.07 5440.22
008270	Dtpw Planner 1	6 1852.37 2976.93	1941.86 3124.82	2031.32 3276.57	2132.50 3436.07	2241.43 3603.46	2350.40 3770.83	2459.42 3945.82	2580.02 4128.79	2712.35 4315.55	2836.95 4517.96
008271	Dtpw Planner 2	6 2241.43 3603.46	2350.40 3770.83	2459.42 3945.82	2580.02 4128.79	2712.35 4315.55	2836.95 4517.96	2976.93 4735.89	3124.82 4957.63	3276.57 5191.18	3436.07 5440.22
008273	Dtpw Planning Section Sup	6 2976.93 4735.89	3124.82 4957.63	3276.57 5191.18	3436.07 5440.22	3603.46 5696.98	3770.83 5969.42	3945.82 6253.46	4128.79 6556.99	4315.55 6852.06	4517.96 7147.54
008274	Dtpw Easy Card Financial Mgr	6 2633.36 4189.84	2754.33 4386.37	2890.22 4597.95	3033.81 4813.24	3181.14 5039.98	3335.98 5281.77	3498.50 5531.05	3661.02 5795.55	3830.90 6071.32	4008.53 6366.01
008276	Dtpw Field Tech 1	6 1236.00 1880.37	1284.67 1969.52	1341.37 2050.55	1394.10 2143.76	1454.90 2249.19	1515.57 2346.38	1580.52 2455.86	1657.45 2569.29	1726.42 2686.82	1803.31 2808.39
008277	Dtpw Quality Assurance Analyst	6 1852.37 2976.93	1941.86 3124.82	2031.32 3276.57	2132.50 3436.07	2241.43 3603.46	2350.40 3770.83	2459.42 3945.82	2580.02 4128.79	2712.35 4315.55	2836.95 4517.96
008278	Dtpw Service Specialist 1	6 1455.33 2253.11	1517.69 2358.24	1591.57 2467.17	1657.80 2580.02	1731.64 2696.76	1805.62 2825.11	1891.23 2961.41	1969.04 3097.58	2058.55 3241.50	2159.79 3393.37
008279	Dtpw Service Specialist 2	6 1852.36 2976.92	1941.86 3124.81	2031.31 3276.56	2132.49 3436.06	2241.43 3603.43	2350.39 3770.82	2459.41 3945.80	2580.01 4128.78	2712.33 4315.54	2836.94 4517.93
008280	Dtpw Service Center Sup 1	6 1852.37 2976.93	1941.86 3124.82	2031.32 3276.57	2132.50 3436.07	2241.43 3603.46	2350.40 3770.83	2459.42 3945.82	2580.02 4128.79	2712.35 4315.55	2836.95 4517.96
008281	Dtpw Service Center Sup 2	6 2241.43	2350.40	2459.42	2580.02	2712.35	2836.95	2976.93	3124.82	3276.57	3436.07

MIAMI DADE COUNTY  
FY 2022-2023 PAY PLAN EFFECTIVE 2022-10-03

JOB CODE NUMBER	JOB TITLE		01	02	03	04	05	06	07	08	09	10
			←									→
			11	12	13	14	15	16	17	18	19	20
			3603.46	3770.83	3945.82	4128.79	4315.55	4517.96	4735.89	4957.63	5191.18	5440.22
008282	Dtpw Service Center Mgr	6	2797.89 4451.74	2934.19 4665.82	3078.03 4883.69	3229.85 5109.41	3385.55 5350.69	3549.00 5607.55	3712.46 5868.20	3883.57 6144.54	4066.54 6437.03	4257.18 6758.91
008283	Dtpw Eligibility Supervisor	6	1338.69 2058.55	1397.06 2159.79	1455.33 2253.11	1517.69 2358.24	1591.57 2467.17	1657.80 2580.02	1731.64 2696.76	1805.62 2825.11	1891.23 2961.41	1969.04 3097.58
008284	Dtpw Operations Officer	6	2031.32 3276.57	2132.50 3436.07	2241.43 3603.46	2350.40 3770.83	2459.42 3945.82	2580.02 4128.79	2712.35 4315.55	2836.95 4517.96	2976.93 4735.89	3124.82 4957.63
008285	Dtpw Operations Administrator	6	2241.43 3603.46	2350.40 3770.83	2459.42 3945.82	2580.02 4128.79	2712.35 4315.55	2836.95 4517.96	2976.93 4735.89	3124.82 4957.63	3276.57 5191.18	3436.07 5440.22
008286	Dtpw Easy Card Services Coord	6	2241.43 3603.46	2350.40 3770.83	2459.42 3945.82	2580.02 4128.79	2712.35 4315.55	2836.95 4517.96	2976.93 4735.89	3124.82 4957.63	3276.57 5191.18	3436.07 5440.22
008287	Dtpw Paratransit Spt Spec 1	6	1611.06 2580.02	1688.89 2712.35	1770.65 2836.95	1852.37 2976.93	1941.86 3124.82	2031.32 3276.57	2132.50 3436.07	2241.43 3603.46	2350.40 3770.83	2459.42 3945.82
008288	Dtpw Paratransit Spt Spec 2	6	1941.86 3124.82	2031.32 3276.57	2132.50 3436.07	2241.43 3603.46	2350.40 3770.83	2459.42 3945.82	2580.02 4128.79	2712.35 4315.55	2836.95 4517.96	2976.93 4735.89
008292	Dtpw Service Clerk	6	1236.00 1880.37	1284.67 1969.52	1341.37 2050.55	1394.10 2143.76	1454.90 2249.19	1515.57 2346.38	1580.52 2455.86	1657.45 2569.29	1726.42 2686.82	1803.31 2808.39
008293	Dtpw Paratransit Operations Sup	6	1455.33 2253.11	1517.69 2358.24	1591.57 2467.17	1657.80 2580.02	1731.64 2696.76	1805.62 2825.11	1891.23 2961.41	1969.04 3097.58	2058.55 3241.50	2159.79 3393.37
008296	Mgr, Dtpw Passenger Ameniti		MIN 2652.39		MIN2 3103.32		MAX 4528.27		PAY GRADE..G04			
008302	Mgr Dtpw Cost & Sched Sect		MIN 3240.03		MIN2 3564.00		MAX 5274.07		PAY GRADE..G06			
008303	Mgr, Dtpw Bridge Engineering		MIN 3740.26		MIN2 4114.28		MAX 6174.28		PAY GRADE..G08			
008304	Cf, Dtpw Contract Svc Div		MIN 3740.26		MIN2 4114.28		MAX 6174.28		PAY GRADE..G08			
008309	Cf,Dtpw Off Civ Rgts&Labor Rel		MIN 3740.26		MIN2 4114.28		MAX 6174.28		PAY GRADE..G08			
008320	Mgr Dtpw Facilities Maintenance	6	2892.66 4596.63	3026.55 4819.81	3180.80 5042.93	3330.86 5278.26	3493.07 5534.24	3663.45 5806.89	3833.95 6084.03	4008.33 6357.82	4199.06 6643.91	4397.88 6942.91
008321	Dtpw Section Chief		MIN 3240.03		MIN2 3564.00		MAX 5274.07		PAY GRADE..G06			
008325	Dtpw Fin Review & Auditing Sup	6	2976.93 4735.89	3124.82 4957.63	3276.57 5191.18	3436.07 5440.22	3603.46 5696.98	3770.83 5969.42	3945.82 6253.46	4128.79 6556.99	4315.55 6753.71	4517.96 7057.62
008326	Dtpw Senior Facilities		MIN 3478.47		MIN2 3826.34		MAX 5704.02		PAY GRADE..G07			

MIAMI DADE COUNTY  
 FY 2022-2023 PAY PLAN EFFECTIVE 2022-10-03

JOB CODE NUMBER	JOB TITLE										
		01	02	03	04	05	06	07	08	09	10
		←-----									
		11	12	13	14	15	16	17	18	19	20
	Manager										
008327	Dtpw,Plans,Review,&Des	MIN 3478.47		MIN2 3826.34		MAX 5704.02		PAY GRADE..G07			
	Manager										
008331	Cf, Dtpw Division 1	MIN 3478.47		MIN2 3826.34		MAX 5704.02		PAY GRADE..G07			
008332	Chief, Dtpw Division 2	MIN 3740.26		MIN2 4114.28		MAX 6174.28		PAY GRADE..G08			
008339	Dtpw New Business Admin	6 2241.43	2350.40	2459.42	2580.02	2712.35	2836.95	2976.93	3124.82	3276.57	3436.07
		3603.46	3770.83	3945.82	4128.79	4315.55	4517.96	4735.89	4957.63	5191.18	5440.22
008347	Mgr, Dtpw Treasury Services	6 2633.36	2754.33	2890.22	3033.81	3181.14	3335.98	3498.50	3661.02	3830.90	4008.53
		4189.84	4386.37	4597.95	4813.24	5039.98	5281.77	5531.05	5795.55	6071.32	6366.01
008352	Mgr, Dtpw Mkt & Communications	6 2712.35	2836.95	2976.93	3124.82	3276.57	3436.07	3603.46	3770.83	3945.82	4128.79
		4315.55	4517.96	4735.89	4957.63	5191.18	5440.22	5696.98	5969.42	6253.46	6556.99
008358	Dtpw Field Test Engineer	6 2976.93	3124.82	3276.57	3436.07	3603.46	3770.83	3945.82	4128.79	4315.55	4517.96
		4735.89	4957.63	5191.18	5440.22	5696.98	5969.42	6253.46	6556.99	6864.45	7199.07
008359	Cf Quality Assurance	MIN 3740.26		MIN2 4114.28		MAX 6174.28		PAY GRADE..G08			
	Eng Div										
008361	Cf Dtpw Infra & Maint	MIN 4321.94		MIN2 4754.15		MAX 7235.87		PAY GRADE..G10			
	Div										
008362	Cf Dtpw Field/Sys	MIN 4321.94		MIN2 4754.15		MAX 7235.87		PAY GRADE..G10			
	Engineering										
008364	Chief, Dtpw Capital Imp	MIN 3740.26		MIN2 4114.28		MAX 6174.28		PAY GRADE..G08			
	Div										
008365	Dtpw System Safety Sup	6 2580.02	2712.35	2836.95	2976.93	3124.82	3276.57	3436.07	3603.46	3770.83	3945.82
		4128.79	4315.55	4517.96	4735.89	4957.63	5191.18	5440.22	5696.98	5969.42	6253.46
008366	Dtpw System Safety Manager	6 3003.78	3149.65	3302.96	3463.86	3624.77	3792.98	3968.85	4148.37	4342.93	4552.42
		4765.58	4990.07	5229.47	5476.28	5738.16	6011.21	6302.97	6598.52	6920.19	7256.91
008367	Mgr,Dtpw Warehousing & Stores	6 2607.28	2727.06	2861.61	3003.78	3149.65	3302.96	3463.86	3624.77	3792.98	3968.85
		4148.37	4342.93	4552.42	4765.58	4990.07	5229.47	5476.28	5738.16	6011.21	6302.97
008370	Cf,Dtpw Transport	MIN 4659.31		MIN2 5125.22		MAX 7853.89		PAY GRADE..G11			
	Enhancements										
008371	Cf Dtpw Off Safety & Security	MIN 4321.94		MIN2 4754.15		MAX 7235.87		PAY GRADE..G10			
008372	Chief, Dtpw Right Of Way	MIN 4013.69		MIN2 4415.05		MAX 6671.50		PAY GRADE..G09			
008379	Mgr Dtpw Elec Sys	MIN 2838.32		MIN2 3320.85		MAX 4884.34		PAY GRADE..G05			
	Maintenance										
008382	Dtpw Section Manager	MIN 2652.39		MIN2 3103.32		MAX 4528.27		PAY GRADE..G04			
008384	Cf Dtpw Engineering	MIN 4013.69		MIN2 4415.05		MAX 6671.50		PAY GRADE..G09			
	Division										

MIAMI DADE COUNTY  
FY 2022-2023 PAY PLAN EFFECTIVE 2022-10-03

JOB CODE NUMBER	JOB TITLE										
		01	02	03	04	05	06	07	08	09	10
		←									→
		11	12	13	14	15	16	17	18	19	20
008386	Chief, Dtpw Multimodal Dev Sec	MIN 4013.69		MIN2 4415.05		MAX 6671.50		PAY GRADE..G09			
008389	Cf Dtpw Planning & System Dev	MIN 4013.69		MIN2 4415.05		MAX 6671.50		PAY GRADE..G09			
008392	Chief, Dtpw Construction	MIN 4013.69		MIN2 4415.05		MAX 6671.50		PAY GRADE..G09			
008401	Citt Deputy Director	MIN 5571.96		MIN2 6129.18		MAX 10330.18		PAY GRADE..G33			
008402	Citt Assistant Director	MIN 4451.60		MIN2 4896.77		MAX 7452.94		PAY GRADE..G30			
008403	Executive Dir, Office Of Citt			SALARY TO BE DETERMINED BY THE CITT							
008404	Citt Administrative Secretary	MIN 1378.16		MIN2 1637.27		MAX 2556.82		PAY GRADE..D01			
008406	Citt Sr Executive Secretary	MIN 1753.12		MIN2 2111.40		MAX 3094.83		PAY GRADE..D03			
008407	CITT Cust Advocate Prog Coor	6 1852.37 2976.93	1941.86 3124.82	2031.32 3276.57	2132.50 3436.07	2241.43 3603.46	2350.40 3770.83	2459.42 3945.82	2580.02 4128.79	2712.35 4315.55	2836.95 4517.96
008408	Citt Special Projects Admin 1	MIN 2435.07		MIN2 2947.46		MAX 4272.82		PAY GRADE..G83			
008409	Citt Special Projects Admin 2	MIN 2685.50		MIN2 3244.14		MAX 4688.99		PAY GRADE..G85			
008410	Citt Financial Manager	MIN 3337.24		MIN2 3670.93		MAX 5432.28		PAY GRADE..G26			
008411	Citt Chief Communications Ofc	MIN 2923.47		MIN2 3420.48		MAX 5030.87		PAY GRADE..G25			
008412	Citt Strategic Planning Analys	MIN 2685.50		MIN2 3244.14		MAX 4688.99		PAY GRADE..G85			
008413	Citt Community Engagement Mgr	MIN 2685.50		MIN2 3244.14		MAX 4688.99		PAY GRADE..G85			
008447	Bus Shelter Specialist	6 1546.61 2580.02	1616.89 2712.35	1690.49 2836.95	1853.20 2976.93	1941.86 3124.82	2031.32 3276.57	2132.50 3436.07	2241.43 3603.46	2350.40 3770.83	2459.42 3945.82
008465	Dept Contracts&Procurement Mgr	6 2797.79 4451.74	2934.19 4665.82	3078.03 4883.69	3229.85 5109.41	3385.55 5350.69	3549.00 5607.55	3712.46 5868.20	3883.57 6144.54	4066.54 6437.03	4257.18 6758.91
008466	Departmental Procurement Sup	6 2633.36 4189.84	2754.33 4386.37	2890.22 4597.95	3033.81 4813.24	3181.14 5039.98	3335.98 5281.77	3498.50 5531.05	3661.02 5795.55	3830.90 6071.32	4008.53 6366.01
008469	Mgr Dtpw Project Control Spec	MIN 2502.21		MIN2 2927.61		MAX 4241.04		PAY GRADE..G03			
008470	Dtpw Operations Coordinator	MIN 2652.39		MIN2 3103.32		MAX 4528.27		PAY GRADE..G04			
008471	Dtpw Superintendent	MIN 2652.39		MIN2 3103.32		MAX 4528.27		PAY GRADE..G04			
008473	Dtpw General Superintendent	MIN 4321.94		MIN2 4754.15		MAX 7235.87		PAY GRADE..G10			

MIAMI DADE COUNTY  
FY 2022-2023 PAY PLAN EFFECTIVE 2022-10-03

JOB CODE NUMBER	JOB TITLE										
		01	02	03	04	05	06	07	08	09	10
		←									→
		11	12	13	14	15	16	17	18	19	20
008474	Dtpw Controller	MIN 3740.26		MIN2 4114.28		MAX 6174.28		PAY GRADE..G08			
008478	Cf Dtpw Off Of Bud&Perf Report	MIN 4013.69		MIN2 4415.05		MAX 6671.50		PAY GRADE..G09			
008479	Ast Director,Traffic Services	MIN 4659.31		MIN2 5125.22		MAX 7853.89		PAY GRADE..G11			
008481	Assistant Director, Planning	MIN 5019.99		MIN2 5522.02		MAX 8525.75		PAY GRADE..G12			
008482	Ast Dir Dtpw Eng Planning&Dev	MIN 5019.99		MIN2 5522.02		MAX 8525.75		PAY GRADE..G12			
008483	Ast Dir Dtpw	MIN 5019.99		MIN2 5522.02		MAX 8525.75		PAY GRADE..G12			
008484	Assistant Director, Dtpw	MIN 4659.31		MIN2 5125.22		MAX 7853.89		PAY GRADE..G11			
008491	Chief Financial Officer	MIN 4321.94		MIN2 4754.15		MAX 7235.87		PAY GRADE..G10			
008498	Deputy Director, Dtpw	MIN 5020.00		MIN2 5522.02		MAX 13640.25		PAY GRADE..E02			
008499	Dtpw, Director	MIN 5409.68		MIN2 5950.66		MAX 15309.84		PAY GRADE..E01			
008500	Dep Dir Dtpw Operations	MIN 5020.00		MIN2 5522.02		MAX 13640.25		PAY GRADE..E02			
008503	CAO Clerk	MIN 1236.00		Salary to be determined by the County Attorney							
008506	CAO Legal Clerical Spec	MIN 1502.60		Salary to be determined by the County Attorney							
008508	CAO Legal Admin Assistant	MIN 2407.81		Salary to be determined by the County Attorney							
008509	CAO Dir F/Agenda Coordination	MIN 3740.26		Salary to be determined by the County Attorney							
008510	CAO Assistant Agenda Coor	MIN 3240.03		Salary to be determined by the County Attorney							
008511	CAO Procurement Manager	MIN 3240.03		Salary to be determined by the County Attorney							
008512	CAO Office Manager/Paralegal	MIN 3740.26		Salary to be determined by the County Attorney							
008515	Legal Secretary 1	6 1283.07	1346.60	1410.27	1485.05	1548.64	1623.46	1702.06	1780.60	1866.64	1952.63
		2049.90	2154.62	2259.36	2364.13	2480.06	2607.28	2727.06	2861.61	3003.78	3149.65
008516	Legal Secretary 2	6 1548.64	1623.46	1702.06	1780.60	1866.64	1952.63	2049.90	2154.62	2259.36	2364.13
		2480.06	2607.28	2727.06	2861.61	3003.78	3149.65	3302.96	3463.86	3624.77	3792.98
008518	Eminent Domain Administrator	MIN 2407.81		Salary to be determined by the County Attorney							
008520	CAO Paralegal Specialist	MIN 1931.25		Salary to be determined by the County Attorney							
008521	County Attorney Law Clerk	MIN 2731.56		Salary to be determined by the County Attorney							
008522	CAO Legal Secretary	MIN 1836.47		Salary to be determined by the County Attorney							
008523	Paralegal Specialist 1	MIN 2313.33		Salary to be determined by the County Attorney							
008524	Paralegal Specialist 2	MIN 2838.32		Salary to be determined by the County Attorney							



MIAMI DADE COUNTY  
 FY 2022-2023 PAY PLAN EFFECTIVE 2022-10-03

JOB CODE NUMBER	JOB TITLE	01	02	03	04	05	06	07	08	09	10	
		11	12	13	14	15	16	17	18	19	20	
008528	Investigator 1	MIN 2652.39										Salary to be determined by the County Attorney
008529	Investigator 2	MIN 3478.47										Salary to be determined by the County Attorney
008532	Mgr, Citt Fiscal Anl & Admin	MIN 3337.24		MIN2 3670.93		MAX 5432.28		PAY GRADE..G26				
008551	Ast County Attorney 1	MIN 4762.30										Salary to be determined by the County Attorney
008552	Ast County Attorney 2	MIN 6324.32										Salary to be determined by the County Attorney
008554	Ast County Attorney 3	MIN 8780.32										Salary to be determined by the County Attorney
008556	Ast County Attorney 4	MIN 9858.90										Salary to be determined by the County Attorney
008557	Exec Assistant County Attorney	MIN 9922.05										Salary to be determined by the County Attorney
008568	First Ast County Attorney	MIN 9937.76										Salary to be determined by the County Attorney
008570	County Attorney											SALARY TO BE DETERMINED BY THE BOARD OF COUNTY COMMISSIONERS
008573	Cf Protocol-Recognition Spec											SALARY TO BE DETERMINED BY THE BOARD OF COUNTY COMMISSIONERS
008574	Assistant Protocol Spec											SALARY TO BE DETERMINED BY THE BOARD OF COUNTY COMMISSIONERS
008575	Bcc Community Liaison Officer											SALARY TO BE DETERMINED BY THE BOARD OF COUNTY COMMISSIONERS
008576	Bcc Legislative Aide											SALARY TO BE DETERMINED BY THE BOARD OF COUNTY COMMISSIONERS
008578	District 9 Dep Chief Of Staff											SALARY TO BE DETERMINED BY THE BOARD OF COUNTY COMMISSIONERS
008582	Assistant Chief Of Staff											SALARY TO BE DETERMINED BY THE BOARD OF COUNTY COMMISSIONERS
008588	Exec Aide Cty Commissioner											SALARY TO BE DETERMINED BY THE BOARD OF COUNTY COMMISSIONERS
008589	Bcc Media&Pub Relations Spec											SALARY TO BE DETERMINED BY THE BOARD OF COUNTY COMMISSIONERS
008590	Bcc District Legislative Dir											SALARY TO BE DETERMINED BY THE BOARD OF COUNTY COMMISSIONERS
008613	Senior Commission Aide											SALARY TO BE DETERMINED BY THE BOARD OF COUNTY COMMISSIONERS
008614	Commission Office Assistant											SALARY TO BE DETERMINED BY THE BOARD OF COUNTY COMMISSIONERS
008615	Commission Aide											SALARY TO BE DETERMINED BY THE BOARD OF COUNTY COMMISSIONERS
008616	Commission Public Aff Coor											SALARY TO BE DETERMINED BY THE BOARD OF COUNTY COMMISSIONERS
008618	State Coordinator											SALARY TO BE DETERMINED BY THE BOARD OF COUNTY COMMISSIONERS
008621	Secretary To Cty Commission											SALARY TO BE DETERMINED BY THE BOARD OF COUNTY COMMISSIONERS
008622	Exe Secretary Cty Commissioner											SALARY TO BE DETERMINED BY THE BOARD OF COUNTY COMMISSIONERS
008623	Executive Assistant To Bcc											SALARY TO BE DETERMINED BY THE BOARD OF COUNTY COMMISSIONERS

MIAMI DADE COUNTY  
 FY 2022-2023 PAY PLAN EFFECTIVE 2022-10-03

JOB CODE NUMBER	JOB TITLE	MIAMI DADE COUNTY FY 2022-2023 PAY PLAN EFFECTIVE 2022-10-03									
		01 ←	02	03	04	05	06	07	08	09	10 →
		11	12	13	14	15	16	17	18	19	20
008624	Chief Of Staff	SALARY TO BE DETERMINED BY THE BOARD OF COUNTY COMMISSIONERS									
008625	Off Legis Analysis Admtv Ast	SALARY TO BE DETERMINED BY THE BOARD OF COUNTY COMMISSIONERS									
008626	Bcc Systems Support Spec	SALARY TO BE DETERMINED BY THE BOARD OF COUNTY COMMISSIONERS									
008627	Bcc Legislative Supervisor	SALARY TO BE DETERMINED BY THE BOARD OF COUNTY COMMISSIONERS									
008628	Bcc Clerical Specialist	SALARY TO BE DETERMINED BY THE BOARD OF COUNTY COMMISSIONERS									
008629	County Comm Clerical Spec	SALARY TO BE DETERMINED BY THE BOARD OF COUNTY COMMISSIONERS									
008630	Lead Cty Comm Clerk Specialist	SALARY TO BE DETERMINED BY THE BOARD OF COUNTY COMMISSIONERS									
008631	Clerical Specialist Off Of Chr	SALARY TO BE DETERMINED BY THE BOARD OF COUNTY COMMISSIONERS									
008632	State Affairs Coordinator	SALARY TO BE DETERMINED BY THE BOARD OF COUNTY COMMISSIONERS									
008633	Cf Of Staff Office Of Chair	SALARY TO BE DETERMINED BY THE BOARD OF COUNTY COMMISSIONERS									
008634	Dep Cf Of Staff Off Of Chair	SALARY TO BE DETERMINED BY THE BOARD OF COUNTY COMMISSIONERS									
008635	Bcc Administrative Coor	SALARY TO BE DETERMINED BY THE BOARD OF COUNTY COMMISSIONERS									
008636	Commission Media Aide	SALARY TO BE DETERMINED BY THE BOARD OF COUNTY COMMISSIONERS									
008637	Mgr Off Of Chair Med Pro	SALARY TO BE DETERMINED BY THE BOARD OF COUNTY COMMISSIONERS									
008638	Wr/Med,Off Of Chr Med Pro	SALARY TO BE DETERMINED BY THE BOARD OF COUNTY COMMISSIONERS									
008639	Dir,Off Of The Chr, Med Div	SALARY TO BE DETERMINED BY THE BOARD OF COUNTY COMMISSIONERS									
008640	Senior Ast To Dept Dir	MIN 2838.32		MIN2 3320.85		MAX 4884.34		PAY GRADE..G05			
008641	Mgr, Homeless Trust Contracts	MIN 2838.32		MIN2 3320.85		MAX 4884.34		PAY GRADE..G05			
008642	Bcc Global Engagement Officer	SALARY TO BE DETERMINED BY THE BOARD OF COUNTY COMMISSIONERS									
008643	Manager, Homeless Trust	MIN 3240.03		MIN2 3564.00		MAX 5274.07		PAY GRADE..G06			
008644	Homeless Trust Cont Monitor	6 1467.11 2350.40	1544.91 2459.42	1611.06 2580.02	1688.89 2712.35	1770.65 2836.95	1852.37 2976.93	1941.86 3124.82	2031.32 3276.57	2132.50 3436.07	2241.43 3603.46
008645	Homeless Trust Housing Coor	6 2031.32 3276.57	2132.50 3436.07	2241.43 3603.46	2350.40 3770.83	2459.42 3945.82	2580.02 4128.79	2712.35 4315.55	2836.95 4517.96	2976.93 4735.89	3124.82 4957.63
008646	Bcc Audit Supervisor	SALARY TO BE DETERMINED BY THE BOARD OF COUNTY COMMISSIONERS									
008647	Ast Director, Homeless Trust	MIN 3740.26		MIN2 4114.28		MAX 6174.28		PAY GRADE..G08			

MIAMI DADE COUNTY  
 FY 2022-2023 PAY PLAN EFFECTIVE 2022-10-03

JOB CODE NUMBER	JOB TITLE	01	02	03	04	05	06	07	08	09	10
		←									→
		11	12	13	14	15	16	17	18	19	20
008648	Ast Dir Homeless	MIN 3740.26		MIN2 4114.28		MAX 6174.28		PAY GRADE..G08			
008649	Executive Dir, Homeless Trust							SALARY TO BE DETERMINED BY THE MAYOR			
008650	Comm Legislative Assistant							SALARY TO BE DETERMINED BY THE BOARD OF COUNTY COMMISSIONERS			
008651	Comm Auditor Sr Exec Sec							SALARY TO BE DETERMINED BY THE BOARD OF COUNTY COMMISSIONERS			
008652	Legislative Budget Officer							SALARY TO BE DETERMINED BY THE BOARD OF COUNTY COMMISSIONERS			
008653	Senior Comm Legis Analyst							SALARY TO BE DETERMINED BY THE BOARD OF COUNTY COMMISSIONERS			
008654	Commission Legislative Aide							SALARY TO BE DETERMINED BY THE BOARD OF COUNTY COMMISSIONERS			
008655	Bcc Senior Research Analyst							SALARY TO BE DETERMINED BY THE BOARD OF COUNTY COMMISSIONERS			
008656	Bcc Associate Auditor							SALARY TO BE DETERMINED BY THE BOARD OF COUNTY COMMISSIONERS			
008657	Bcc Sr Auditor							SALARY TO BE DETERMINED BY THE BOARD OF COUNTY COMMISSIONERS			
008658	Bcc Audit Manager							SALARY TO BE DETERMINED BY THE BOARD OF COUNTY COMMISSIONERS			
008659	Comm Auditor Admin Ast							SALARY TO BE DETERMINED BY THE BOARD OF COUNTY COMMISSIONERS			
008660	Commissioner Miami Dade Cty							\$6,000 Annually			
008661	Commission Auditor							SALARY TO BE DETERMINED BY THE BOARD OF COUNTY COMMISSIONERS			
008662	Community Aff Spec Mdc E&Pt							SALARY TO BE DETERMINED BY EXEC DIRECTOR MDC COMM ON ETHICS and PUBLIC TRUST			
008663	Budget Dir Off Of Comm Auditor							SALARY TO BE DETERMINED BY THE BOARD OF COUNTY COMMISSIONERS			
008664	Manager. Support Staff Div							SALARY TO BE DETERMINED BY THE BOARD OF COUNTY COMMISSIONERS			
008665	Senior Audit Budget Mgr							SALARY TO BE DETERMINED BY THE BOARD OF COUNTY COMMISSIONERS			
008666	Bcc Financial Analyst 1							SALARY TO BE DETERMINED BY THE BOARD OF COUNTY COMMISSIONERS			
008667	Bcc Financial Analyst 2							SALARY TO BE DETERMINED BY THE BOARD OF COUNTY COMMISSIONERS			
008668	Bcc Senior Financial Analyst							SALARY TO BE DETERMINED BY THE BOARD OF COUNTY COMMISSIONERS			
008669	Federal Affairs Coordinator							SALARY TO BE DETERMINED BY THE BOARD OF COUNTY COMMISSIONERS			
008670	Bcc Research Analyst							SALARY TO BE DETERMINED BY THE BOARD OF COUNTY COMMISSIONERS			
008671	Aide To Cty Commissioner							SALARY TO BE DETERMINED BY THE BOARD OF COUNTY COMMISSIONERS			
008672	Bcc Intergovernmental Aide							SALARY TO BE DETERMINED BY THE BOARD OF COUNTY COMMISSIONERS			
008673	Finan An Mdc Eth Pub Tr Com							SALARY TO BE DETERMINED BY EXEC DIRECTOR MDC COMM ON ETHICS and PUBLIC TRUST			

MIAMI DADE COUNTY  
 FY 2022-2023 PAY PLAN EFFECTIVE 2022-10-03

JOB CODE NUMBER	JOB TITLE	01	02	03	04	05	06	07	08	09	10
		11	12	13	14	15	16	17	18	19	20
008674	Exec Dir Independent Civ Panel	SALARY TO BE DETERMINED BY THE BOARD OF COUNTY COMMISSIONERS									
008675	Media Ast Bcc Media Sect	SALARY TO BE DETERMINED BY THE BOARD OF COUNTY COMMISSIONERS									
008676	Bcc Administrative Assistant	SALARY TO BE DETERMINED BY THE BOARD OF COUNTY COMMISSIONERS									
008677	Bcc District Coordinator	SALARY TO BE DETERMINED BY THE BOARD OF COUNTY COMMISSIONERS									
008678	District Special Assistant	SALARY TO BE DETERMINED BY THE BOARD OF COUNTY COMMISSIONERS									
008679	District Community Liaison	SALARY TO BE DETERMINED BY THE BOARD OF COUNTY COMMISSIONERS									
008680	Bcc Dir Policy & Legislation	SALARY TO BE DETERMINED BY THE BOARD OF COUNTY COMMISSIONERS									
008681	Bcc Legislation Research Mgr	SALARY TO BE DETERMINED BY THE BOARD OF COUNTY COMMISSIONERS									
008682	Off Of The Chair Coordinator	SALARY TO BE DETERMINED BY THE BOARD OF COUNTY COMMISSIONERS									
008683	Mgr Off Of The Chair- Media	SALARY TO BE DETERMINED BY THE BOARD OF COUNTY COMMISSIONERS									
008684	Comm Tel Console Operator	SALARY TO BE DETERMINED BY THE BOARD OF COUNTY COMMISSIONERS									
008685	Local Government Coordinator	SALARY TO BE DETERMINED BY THE BOARD OF COUNTY COMMISSIONERS									
008686	Intergovt Affairs Assistant	SALARY TO BE DETERMINED BY THE BOARD OF COUNTY COMMISSIONERS									
008687	Bcc Administrative Officer 1	SALARY TO BE DETERMINED BY THE BOARD OF COUNTY COMMISSIONERS									
008688	Bcc Financial Analyst 3	SALARY TO BE DETERMINED BY THE BOARD OF COUNTY COMMISSIONERS									
008689	Bcc Financial Coordinator	SALARY TO BE DETERMINED BY THE BOARD OF COUNTY COMMISSIONERS									
008690	Bcc Financial Manager	SALARY TO BE DETERMINED BY THE BOARD OF COUNTY COMMISSIONERS									
008691	Bcc Administrative Officer 2	SALARY TO BE DETERMINED BY THE BOARD OF COUNTY COMMISSIONERS									
008692	Bcc Administrative Officer 3	SALARY TO BE DETERMINED BY THE BOARD OF COUNTY COMMISSIONERS									
008693	Bcc Associate Research Analyst	SALARY TO BE DETERMINED BY THE BOARD OF COUNTY COMMISSIONERS									
008694	Ast To Chief Mdc Bay Officer	MIN 1841.54		MIN2 2154.62		MAX 3292.02		PAY GRADE..G73			
008695	Chief Mdc Bay Officer	MIN 4013.69		MIN2 4415.05		MAX 6671.50		PAY GRADE..G09			

MIAMI DADE COUNTY  
 FY 2022-2023 PAY PLAN EFFECTIVE 2022-10-03

JOB CODE NUMBER	JOB TITLE	←-----										
		01	02	03	04	05	06	07	08	09	10	
		11	12	13	14	15	16	17	18	19	20	
008696	Senior Advocate	MIN 2652.39		MIN2 3103.32		MAX 4528.27		PAY GRADE..G04				
008697	Senior Advisor To The Cfo	MIN 5019.99		MIN2 5522.02		MAX 8525.75		PAY GRADE..G12				
008698	Bcc Sr Finan & System Analyst			SALARY TO BE DETERMINED BY THE BOARD OF COUNTY COMMISSIONERS								
008699	Department Adv, Itc Exec 6 Dir	2607.28 4148.37	2727.06 4342.93	2861.61 4552.42	3003.78 4765.58	3149.65 4990.07	3302.96 5229.47	3463.86 5476.28	3624.77 5738.16	3792.98 6011.21	3968.85 6302.97	
008701	Exec Dir, Intl Trade Consort			SALARY TO BE DETERMINED BY THE BOARD OF COUNTY COMMISSIONERS								
008702	Bcc Deputy Chief Of Staff			SALARY TO BE DETERMINED BY THE BOARD OF COUNTY COMMISSIONERS								
008703	Bcc Executive Director			SALARY TO BE DETERMINED BY THE BOARD OF COUNTY COMMISSIONERS								
008704	Pht Vp, Fac Design & Constr	MIN 4639.93		MIN2 5103.95		MAX 7505.01		PAY GRADE..Z15				
008706	Pht Executive Assistant			SALARY TO BE DETERMINED BY THE MAYOR								
008707	Mayor's Dep Dir Of Comm			SALARY TO BE DETERMINED BY THE MAYOR								
008708	Mayor's Off Legis /Policy Anl			SALARY TO BE DETERMINED BY THE MAYOR								
008709	Mayor's Communications Dir			SALARY TO BE DETERMINED BY THE MAYOR								
008710	Sr. Advisor For Innov & Perf			SALARY TO BE DETERMINED BY THE MAYOR								
008711	Mayor's Operations Director			SALARY TO BE DETERMINED BY THE MAYOR								
008712	Constituent Affairs Spec			SALARY TO BE DETERMINED BY THE MAYOR								
008714	Executive Assistant			SALARY TO BE DETERMINED BY THE MAYOR								
008715	County Exec Office Clerk			SALARY TO BE DETERMINED BY THE MAYOR								
008716	Mayor'S Aide			SALARY TO BE DETERMINED BY THE MAYOR								
008717	Mayor's Intern			\$15 FLAT HOURLY RATE								
008718	Dir, Mayor'S Commun&Ext Aff			SALARY TO BE DETERMINED BY THE MAYOR								
008719	Mayor'S Office Mgr Of Ops			SALARY TO BE DETERMINED BY THE MAYOR								
008720	Senior Advisor For Policy			SALARY TO BE DETERMINED BY THE MAYOR								
008721	Asst To The Sr Adv For Policy			SALARY TO BE DETERMINED BY THE MAYOR								
008722	Ast Com Dir, Off Of The Mayor			SALARY TO BE DETERMINED BY THE MAYOR								

MIAMI DADE COUNTY  
 FY 2022-2023 PAY PLAN EFFECTIVE 2022-10-03

JOB CODE NUMBER	JOB TITLE		01	02	03	04	05	06	07	08	09	10
			11	12	13	14	15	16	17	18	19	20
008735	International Protocol Spec	6	1780.60 2861.61	1866.64 3003.78	1952.63 3149.65	2049.90 3302.96	2154.62 3463.86	2259.36 3624.77	2364.13 3792.98	2480.06 3968.85	2607.28 4148.37	2727.06 4342.93
008745	Mayor Off Dir Policy&Legis Aff		SALARY TO BE DETERMINED BY THE MAYOR									
008746	Mayor'S Off,Dir Legislative Af		SALARY TO BE DETERMINED BY THE MAYOR									
008747	Mayor Deputy Chief Of Staff		SALARY TO BE DETERMINED BY THE MAYOR									
008748	Mayor Chief Of Staff		SALARY TO BE DETERMINED BY THE MAYOR									
008750	Mayor'S Off-Inter-Gov Aff-Lias		SALARY TO BE DETERMINED BY THE MAYOR									
008751	Dir Of Constituent Services		SALARY TO BE DETERMINED BY THE MAYOR									
008760	Mayor'S Speechwriter		SALARY TO BE DETERMINED BY THE MAYOR									
008761	Mayor'S Office, Dir Of Policy		SALARY TO BE DETERMINED BY THE MAYOR									
008764	Secretary Intergov Affairs		SALARY TO BE DETERMINED BY THE MAYOR									
008765	Dir Off Of Intergov Affairs		SALARY TO BE DETERMINED BY THE MAYOR									
008766	Dep General Counsel Coe		SALARY TO BE DETERMINED BY EXEC DIRECTOR MDC COMM ON ETHICS and PUBLIC TRUST									
008767	Digital Dir & Mayor Spc. Aide		SALARY TO BE DETERMINED BY THE MAYOR									
008768	Mayor'S Public Aff Coordinator		SALARY TO BE DETERMINED BY THE MAYOR									
008769	Chief Financial Officer		SALARY TO BE DETERMINED BY THE MAYOR									
008770	Deputy Mayor		SALARY TO BE DETERMINED BY THE MAYOR									
008771	Mayor Miami-Dade County		ANNUAL SALARY IS \$250,000 AS INDICATED IN THE FY 2022-23 BUDGET									
008772	Chief Public Safety Officer		SALARY TO BE DETERMINED BY THE MAYOR									
008773	Chief Operations Officer		SALARY TO BE DETERMINED BY THE MAYOR									
008774	Chief Community Svc Officer		SALARY TO BE DETERMINED BY THE MAYOR									
008775	Dir Civic & Philanthropic Ptp		SALARY TO BE DETERMINED BY THE MAYOR									
008776	Equity And Inclusion Officer		SALARY TO BE DETERMINED BY THE MAYOR									
008777	Dir Of Spc Proj & Cmty Engmt		SALARY TO BE DETERMINED BY THE MAYOR									

MIAMI DADE COUNTY  
 FY 2022-2023 PAY PLAN EFFECTIVE 2022-10-03

JOB CODE NUMBER	JOB TITLE	01	02	03	04	05	06	07	08	09	10
		11	12	13	14	15	16	17	18	19	20
008799	Coe Records Specialist	MIN 1467.11		MIN2 1770.65		MAX 2580.02		PAY GRADE..G66			
008800	Ht Hmis Administrator	MIN 2115.83		MIN2 2534.97		MAX 3191.72		PAY GRADE..GII			
008801	Admin Legal Clerk,Coe							SALARY TO BE DETERMINED BY EXEC DIRECTOR MDC COMM ON ETHICS and PUBLIC TRUST			
008808	Contracts Oversight Spec Oig							SALARY TO BE DETERMINED BY THE INSPECTOR GENERAL			
008809	Admtv Officer, Comm On Ep & T	MIN 2652.39		MIN2 3103.32		MAX 4528.27		PAY GRADE..G04			
008810	Contracts Oversight Superv Oig							SALARY TO BE DETERMINED BY THE INSPECTOR GENERAL			
008812	Legal Counsel Mdc E&Pt							SALARY TO BE DETERMINED BY EXEC DIRECTOR MDC COMM ON ETHICS and PUBLIC TRUST			
008813	Staff Attorney Comm E&Pt							SALARY TO BE DETERMINED BY EXEC DIRECTOR MDC COMM ON ETHICS and PUBLIC TRUST			
008814	General Counsel, Coe	MIN 4970.30		MIN2 5467.35		MAX 8039.38		PAY GRADE..G91			
008815	Cnty Aff & Public Info Spec	MIN 2405.28		MIN2 2814.20		MAX 4076.75		PAY GRADE..G82			
008816	Cnty Outreach Coor, Comm E&Pt	MIN 2477.44		MIN2 2898.63		MAX 4199.05		PAY GRADE..G03			
008818	Advocate, Mdc E&Pt Commission	MIN 5409.68		MIN2 5950.66		MAX 10029.30		PAY GRADE..G13			
008825	Hearing Exam Comm Ethics&Pt							SALARY TO BE DETERMINED BY EXEC DIRECTOR MDC COMM ON ETHICS and PUBLIC TRUST			
008830	Auditor, Mdc E&Pt	MIN 3030.23		MIN2 3917.65		MAX 5045.34		PAY GRADE..P04			
008833	Investigator Mdc E&Pt	MIN 2813.78		MIN2 3571.34		MAX 4545.35		PAY GRADE..P03			
008834	Lead Investigator Comm E&Pt							SALARY TO BE DETERMINED BY EXEC DIRECTOR MDC COMM ON ETHICS and PUBLIC TRUST			
008836	Executive Ast Mdc E & Ptc							SALARY TO BE DETERMINED BY EXEC DIRECTOR MDC COMM ON ETHICS and PUBLIC TRUST			
008840	Dir Mdc E & Ptc							SALARY TO BE DETERMINED BY THE ETHICS COMMISSION			
008850	Admin Ast Off Insp Gen							SALARY TO BE DETERMINED BY THE INSPECTOR GENERAL			
008851	Legal Intern, Off Of Insp Gen							SALARY TO BE DETERMINED BY THE INSPECTOR GENERAL			
008852	Clerk Office Of Inspector Gen							SALARY TO BE DETERMINED BY THE INSPECTOR GENERAL			
008853	Ast Analyst Oig							SALARY TO BE DETERMINED BY THE INSPECTOR GENERAL			
008854	Ast Inspector Gen For Ins Oig							SALARY TO BE DETERMINED BY THE INSPECTOR GENERAL			
008855	Administrative Officer Oig							SALARY TO BE DETERMINED BY THE INSPECTOR GENERAL			
008856	Investigative Accountant Oig							SALARY TO BE DETERMINED BY THE INSPECTOR GENERAL			





MIAMI DADE COUNTY  
FY 2022-2023 PAY PLAN EFFECTIVE 2022-10-03

JOB CODE NUMBER	JOB TITLE										
		01	02	03	04	05	06	07	08	09	10
		←									→
		11	12	13	14	15	16	17	18	19	20
	Manager										
008917	Cultural Affairs Proj	MIN 2652.39		MIN2 3103.32		MAX 4528.27		PAY GRADE..G04			
	Admin										
008918	Cf, Cua Finance &	MIN 4321.94		MIN2 4754.15		MAX 7235.87		PAY GRADE..G10			
	Budget Div										
008919	Dep Dir, Dept Of	MIN 5020.00		MIN2 5522.02		MAX 13640.25		PAY GRADE..E02			
	Cultural Aff										
008920	Dir Dept Of Cultural	MIN 5409.68		MIN2 5950.66		MAX 15309.84		PAY GRADE..E01			
	Affairs										
008921	Assistant Theater	MIN 2838.32		MIN2 3320.85		MAX 4884.34		PAY GRADE..G05			
	Director										
008922	Theater Director	MIN 3478.47		MIN2 3826.34		MAX 5704.02		PAY GRADE..G07			
008923	Cua Capital Contract	MIN 2652.39		MIN2 3103.32		MAX 4528.27		PAY GRADE..G04			
	Manager										
008925	Theater Crew 1	MIN 1236.00		MIN2 1236.00		MAX 1524.40		PAY GRADE..G42			
008926	Theater Crew 2	MIN 1425.52		MIN2 1425.52		MAX 1685.90		PAY GRADE..G44			
008927	Theater Crew 3	MIN 1783.14		MIN2 1783.14		MAX 2060.00		PAY GRADE..G45			
008934	Ast Theater Production	6 2132.50	2241.43	2350.40	2459.42	2580.02	2712.35	2836.95	2976.93	3124.82	3276.57
	Mgr	3436.07	3603.46	3770.83	3945.82	4128.79	4315.55	4517.96	4735.89	4957.63	5191.18
008935	Theater Production Mgr	6 2387.77	2504.87	2633.36	2754.33	2890.22	3033.81	3181.14	3335.98	3498.50	3661.02
		3830.90	4008.53	4189.84	4386.37	4597.95	4813.24	5039.98	5281.77	5531.05	6099.43
008951	Theater Box Office	MIN 2336.46		MIN2 2733.64		MAX 3928.94		PAY GRADE..G02			
	Manager										
008952	Theater Marketing	6 2176.16	2281.95	2387.77	2504.87	2633.36	2754.33	2890.22	3033.81	3181.14	3335.98
	Coordinator	3498.50	3661.02	3830.90	4008.53	4189.84	4386.37	4597.95	4813.24	5039.98	5281.77
008955	Education And Outreach	6 2504.87	2633.36	2754.33	2890.22	3033.81	3181.14	3335.98	3498.50	3661.02	3830.90
	Manager	4008.53	4189.84	4386.37	4597.95	4813.24	5039.98	5281.77	5531.05	5795.55	6085.32
008957	Theater Food & Bvrg	MIN 2336.46		MIN2 2733.64		MAX 3928.94		PAY GRADE..G02			
	Concsn Mgr										
008958	Theater House Manager	MIN 2336.46		MIN2 2733.64		MAX 3928.94		PAY GRADE..G02			
008967	Theater Administrator	MIN 2336.46		MIN2 2733.64		MAX 3928.94		PAY GRADE..G02			
008969	Cua Building Manager	6 2554.46	2685.50	2808.86	2947.46	3093.89	3244.14	3402.05	3567.78	3733.50	3906.75
		4088.01	4272.82	4473.23	4688.97	4908.54	5139.77	5386.35	5640.57	5910.32	6191.55

MIAMI-DADE COUNTY, FLORIDA

PAY PLAN  
ALPHABETICAL INDEX

JOB TITLE	JOB CODE NUMBER	JOB TITLE	JOB CODE NUMBER
311 Call Center Spec	001188	Airport Motorcycle Mechanic	005417
311 Call Center Sup	001189	Airport Noise&Wildlife Officer	005253
311 Sr Call Center Spec	001190	Airport Office Spt Spec 2	005306
311 Sr Call Center Sup	001187	Airport Operating Sys Prog	005355
A/E Professional Svc Mgr	005931	Airport Operations Agent	005204
Account Clerk	000310	Airport Operations Specialist	005205
Accountant 1	000315	Airport Operations Sr Agent	005203
Accountant 2	000316	Airport Ops Sup	005202
Accountant 3	000317	Airport Painter	005448
Accountant 4	000318	Airport Personnel Tech	005382
Accreditation Manager	000806	Airport Plant Maint Sup	005265
Accts Payable Comp Spec	000328	Airport Plant Mechanic	005421
Ada Coordination Specialist	006410	Airport Plumber	005452
Ada Project Administrator	006412	Airport Protocol Officer	005360
Ada Senior Officer	006411	Airport Protocol Rep	005363
Admin Ast Off Insp Gen	008850	Airport Public Service Ast	005364
Admin Ast To Jud Admin Dir	004889	Airport Purchasing Specialist	005295
Admin Legal Clerk,Coe	008801	Airport Record Center Clk 2	005322
Administrative Assistant 1	000803	Airport Rev Control Analyst 1	005237
Administrative Officer 1	000810	Airport Rev Control Analyst 2	005238
Administrative Officer 2	000811	Airport Rev Control Analyst 3	005239
Administrative Officer 3	000812	Airport Secretary	005310
Administrative Officer Oig	008855	Airport Security Compl Ofc	005291
Administrative Operations Spec	000845	Airport Sign Painter	005458
Administrative Secretary	000094	Airport Sprayer	005461
Administrative Support Spec	000054	Airport Sr Cadastral Tech	005380
Administrative Trainee	000808	Airport Sr Executive Secretary	005313
Admtv Officer, Comm On Ep & T	008809	Airport Sr Personnel Specialis	005392
Adult Center Manager	003218	Airport Sr Telecomm Tech	005214
Adult Day Care Aide	003217	Airport Sys Anl/Programmer 1	005352
Advocate, Mdc E&Pt Commission	008818	Airport Sys Anl/Programmer 2	005353
Ae Consultant Selection Coor	000183	Airport Telecomm Techn	005213
Agenda Coordinator	000739	Airport Videographer/Editor	005225
Agenda Processing Specialist	000732	Airport Waste Plant Operator	005462
Agricultural Manager	000679	Airport Welder	005460
Aide To Cty Commissioner	008671	Animal Care Spec Ast Coor	001147
Aircraft Technician	006106	Animal Care Specialist Coor	001148
Aircraft Technician Supervisor	006107	Animal Protection Coordinator	001151
Airport Account Clerk	005338	Animal Services Rescue Coor	001104
Airport Accountant 1	005339	Animal Svc Enforcement Sup	001152
Airport Admin Secretary	005311	Animal Svc Enrichment Spec	001109
Airport Apm Technician	005377	Ap Communication Svc Rep 1	005350
Airport Architectural Drafter	005489	Ap Communication Svc Rep 2	005351
Airport Attendant	005374	Ap Elec-Electl Equip Tech 1	005472
Airport Auto Equip Operator 1	005427	Ap Elec-Electl Equip Tech 2	005474
Airport Auto Equip Operator 2	005428	Ap Imaging & Scanning Clerk	005348
Airport Auto Equip Operator 3	005429	Ap Loading Bridges Maint Sup	005268
Airport Auto Support Spec	005401	Ap Refrigeration/Ac Mechanic	005456
Airport Bldg Systems Mgr	005249	Ap Risk Mgmt Insurance Rep	005321
Airport Bldg Systems Spec	005248	Ap Telecommunication Installer	005208
Airport Bms Operator	005275	Ap Waste Plant Electrician	005420
Airport Cadastral Tech	005379	Aquatic Life Support Tech	007420
Airport Cap Inventory Clk	005319	Ar & Billing Reporting Adminst	000388
Airport Carpenter	005442	Architect 1	001032
Airport Carpenter/Roofer	005438	Architect 2	001033
Airport Col & Inspec Rep	005334	Architect 3	001034
Airport Collection Specialist	005335	Architectural Drafter	001029
Airport Compliance Senior Spec	005331	Area Supervisor	003169
Airport Compliance Specialist	005330	Asd Adoption Clerk	001134
Airport Computer Operator	005354	Asd Assistant Director 2	001170
Airport Data Entry Spec 1	005345	Asd Ast Director 1	001171
Airport Data Entry Spec 2	005346	Asd Care Specialist	001146
Airport Driver Messenger	005343	Asd Citation & Collections Sup	001164
Airport Electrician	005444	Asd Citation Spec	001161
Airport Elevator Cont Spec	005358	Asd Collection Specialist 1	001140
Airport Engineer	005282	Asd Collection Specialist 2	001141
Airport Environmental Insp	005466	Asd Control Specialist	001142
Airport Executive Secretary	005312	Asd Cust Service Sup 1	001137
Airport Facilities Supt	005272	Asd Customer Clerk	001133
Airport Fire Suppress Sys Sup	005276	Asd Dispatcher	001132
Airport Fire Suppress Sys Tech	005479	Asd Disposal Tech	001149
Airport Heavy Equipment Tech	005464	Asd Facilities Manager	001166
Airport Heavy Trk Tire Repair	005407	Asd Field Support Aide	001128
Airport Hydraulics Mechanic	005418	Asd Forensic Evidence Tech	001110
Airport Info & Prog Spec	005362	Asd Investigator	001150
Airport Inv Control Spec	005320	Asd Kennel Manager	001154
Airport Light Equipment Tech	005416	Asd Licensing Clerk	001130
Airport Lighting Supervisor	005274	Asd Outreach Specialist	001105
Airport Lighting Technician	005463	Asd Pharmacy Clerk	001131
Airport Locksmith	005446	Asd Procurement&Inventory Sup	001153
Airport Machinist	005450	Asd Shelter Clerk	001129
Airport Maint Mechanic	005404	Asd Shelter Program Manager	001107
Airport Maint Repairer	005403	Asd Transport Operator	001101
Airport Maint Sup	005262	Asd Transport Specialist	001102
Airport Mason	005454	Asd, Mgr Public Aff And Com	001173
		Assc Avia Dir Govt Affairs	005147

MIAMI-DADE COUNTY, FLORIDA

PAY PLAN  
ALPHABETICAL INDEX

JOB TITLE	JOB CODE NUMBER	JOB TITLE	JOB CODE NUMBER
Asset Management Analyst	003571	Ast.Division Chief, Rer	002528
Assist. Tennis Facility Manage	007342	Audit Mgr	000910
Assistant Chief Of Staff	008582	Audit Mgr Off Inspec Gen	008860
Assistant Controller	000375	Audit Supervisor	000908
Assistant Dir, Clerk Of The Bd	004076	Audit Supervisor, Oig	008863
Assistant Director Seaport	001492	Auditor Off Inspector Gen	008858
Assistant Director, Dswm	006397	Auditor, Mdc E&Pt	008830
Assistant Director, Dtpw	008484	Auto Equip Operator 1	006205
Assistant Director, Planning	008481	Auto Equip Operator 2	006206
Assistant Div Director W&S Ops	005989	Auto Equip Operator 3	006207
Assistant Division Dir, Isd	000298	Automotive Services Specialist	000262
Assistant Legal Counsel Oig	008867	Auxiliary Airport Specialist	005372
Assistant Portfolio Manager	000330	Auxillary Airport Coordinator	005373
Assistant Protocol Spec	008574	Av Business Systems Spec	005240
Assistant Records Manager	004032	Av Cargo Infra Dev Advisor	005230
Assistant Tax Collector	000370	Av Customer Service Sup	005207
Assistant Theater Director	008921	Av Digital Strag & Innov Advi	005236
Assistant To The Chief	000692	Av Facilities Financial Coor	005232
Assoc Edp Auditor	000911	Av Financial & Perf Admin	005285
Associate Auditor	000904	Av Fueling Systems Sup	005242
Associate Medical Examiner	002991	Av Int Design & Space Plan Sup	005219
Associate Zoo Veterinarian	007471	Av Maint Services Supt	005263
Asst Property Appraiser, Admin	000055	Av Marketing Spec	005234
Asst To The Sr Adv For Policy	008721	Av Protocol Specialist	005361
Ast Central Depository Mgr	004072	Av Security Coor	005288
Ast Dir, Comm & Customer Exp	001196	Av Small Business Strag Adv	005180
Ast Inspector Gen For Ins Oig	008854	Av Spt Compliance Coor	005315
Ast Theater Production Mgr	008934	Av Sr Infrastructure Sys Eng	005349
Ast To The Deputy Director	000295	Av Sr Procurement Cont Ofc	005297
Ast Agenda Coor	000738	Av Technical Svc Sup	005233
Ast Analyst Oig	008853	Av Telecommunications Sys Sup	005278
Ast Auditor	000902	Av Volunteer Info Prog Coor	005251
Ast Business Analyst	000853	Av Warehouse & Purchasing Sup	005277
Ast Cf, Hr Comp & Job Analysis	000449	Avia Planner	005284
Ast Chief Of Security Isd	006461	Avia Trade Development Coor	005235
Ast Com Dir, Off Of The Mayor	008722	Aviation A/E Administrator	005298
Ast County Attorney 1	008551	Aviation Cost Analyst	005118
Ast County Attorney 2	008552	Aviation Ops Strategic Manager	005299
Ast County Attorney 3	008554	Aviation Projects Dev Coor	005293
Ast County Attorney 4	008556	Aviation Property Manager	005210
Ast Dep Sup Elec Eltrc Voting	002420	Aviation Real Estate Manager	005136
Ast Dep Sup Of Elections (Ops)	002419	Aviation Security Admin	005289
Ast Deputy Sup Elec, Poll&Trng	002437	Aviation Security Manager	005287
Ast Deputy Sup Of Elec Finance	002438	Aviation Senior Cost Manager	005119
Ast Dir Aviation	005182	Aviation Signage Manager	005286
Ast Dir C&R	004694	Aviation Systems Coordinator	005290
Ast Dir Ca&Hsd 1	003291	Aviation Trans & Innov Chief	005126
Ast Dir Ca&Hsd 2	003290	Aviations Apm Systems Sup	005279
Ast Dir Dtpw	001086	Bailiff	004790
Ast Dir Dtpw	008483	Bcc Administrative Assistant	008676
Ast Dir Dtpw Eng Planning&Dev	008482	Bcc Administrative Coor	008635
Ast Dir Fire Emer Mgmt	004190	Bcc Administrative Officer 1	008687
Ast Dir Homeless	008648	Bcc Administrative Officer 2	008691
Ast Dir Itd	001798	Bcc Administrative Officer 3	008692
Ast Dir Library	007197	Bcc Associate Auditor	008656
Ast Dir Mdftr Budget & Planning	004196	Bcc Associate Research Analyst	008693
Ast Dir Mdpd	004290	Bcc Audit Manager	008658
Ast Dir Omb	000867	Bcc Audit Supervisor	008646
Ast Dir Rer 2	002573	Bcc Clerical Specialist	008628
Ast Dir Rer1	002572	Bcc Community Liaison Officer	008575
Ast Dir Seaport Capital Dev	001487	Bcc Deputy Chief Of Staff	008702
Ast Dir Seaport Finance Admin	001489	Bcc Dir Policy & Legislation	008680
Ast Dir Sfwib	003867	Bcc District Coordinator	008677
Ast Dir W&S	005984	Bcc District Legislative Dir	008590
Ast Dir, Lib Col & Spc Svc	007198	Bcc Executive Director	008703
Ast Dir, Courts Tech Serv Divis	004074	Bcc Financial Analyst 1	008666
Ast Dir, Internal Services Dept	000287	Bcc Financial Analyst 2	008667
Ast Director, Homeless Trust	008647	Bcc Financial Analyst 3	008688
Ast Director, Traffic Services	008479	Bcc Financial Coordinator	008689
Ast Div Dir Phcd Asset Mgmt	003584	Bcc Financial Manager	008690
Ast Div Dir, Fin Bus Soln Spt	000400	Bcc Global Engagement Officer	008642
Ast Dr, Parks, Rec & Open Spaces	007393	Bcc Intergovernmental Aide	008672
Ast Fire Chief	004195	Bcc Legislation Research Mgr	008681
Ast Grant Analyst	000941	Bcc Legislative Aide	008576
Ast Inspector General, Audit	008862	Bcc Legislative Supervisor	008627
Ast Lab Dir Medical Examiner	002937	Bcc Media&Pub Relations Spec	008589
Ast Medical Examiner	002990	Bcc Research Analyst	008670
Ast Mgr. Isd Renovation Svc	006493	Bcc Senior Financial Analyst	008668
Ast To Agricultural Mgr	000680	Bcc Senior Research Analyst	008655
Ast To Chief Mdc Bay Officer	008694	Bcc Sr Auditor	008657
Ast To Dept Dir, Legal Aid	004906	Bcc Sr Finan & System Analyst	008698
Ast To Dir County Clerk Div	004088	Bcc Systems Support Spec	008626
Ast To The Assistant Dir	000271	Beach Operations & Maint Sup	007369
Ast To The Dep Prop Appraiser	000117	Beach Safety Manager	007270
Ast.Div Cf, Pub Housing Maint	003585	Benefits Reresentative	001934
Ast.Div Cf, Dtpw Traffic Engine	001067	Benefits Supervisor	001938

MIAMI-DADE COUNTY, FLORIDA

PAY PLAN  
ALPHABETICAL INDEX

JOB TITLE	JOB CODE NUMBER	JOB TITLE	JOB CODE NUMBER
Biologist 1	001530	Ca&Hsd Business Process Spec	003715
Biologist 2	001531	Ca&Hsd Food Svc Oper Mgr	003732
Biologist 3	001532	Ca&Hsd Legal Advisor	003786
Bldg Field Unit Supervisor	002107	Ca&Hsd Nutrition Svc Coord	003756
Bldg Inspector	002105	Ca&Hsd Nutrition Svc Sup	003755
Bldg Management Sys Supt	006436	Ca&Hsd Section Manager	003026
Bldg Mgmt Systems Operator 2	006434	Ca&Hsd Self-Help Team Mgr	003780
Bldg Plans Processor	002167	Ca&Hsd Weathrzn/Maint Sup 2	003728
Bldg Trade Section Sup	002186	Cabinetmaker	007284
Bond Accountant 1	000384	Cadastral Tech	001017
Bond Accountant 2	000390	Cadd & Survey Manager	001006
Bond Analyst	000387	Cadd Specialist	001025
Bookmobile Operator	007105	Cadd Technician	000078
Bridge Operator	006010	Cahsd Doctoral Intern	003094
Bridge Repairer	006502	Campsite Facility Manager	007317
Bridge Supervisor 1	006051	Capital Imp Proj Analyst	000725
Bridge Supervisor 2	006052	Capital Inventory Clerk	000223
Broadcast Technician	002350	Carpenter	006508
Budget Administrator	000841	Carpenter Sup	006509
Budget Dir Off Of Comm Auditor	008663	Carpenter/Roofer	006507
Building Maintenance Supervisr	006469	Cashier 1	000301
Building Management Assistant	006439	Cashier 2	000302
Bus Body Tech	008010	Causeway Ops Admin	001285
Bus General Helper	008001	Causeway Svc Spec	001284
Bus Hostler	008002	Central Deposit Operation Ast	004070
Bus Maint Control Clerk	008031	Central Depository Manager	004071
Bus Maint Tech	008006	Cert Expenditure Prog Admin	004157
Bus Operator	008050	Cf Miami-Dade Film&Entertain	002521
Bus Shelter Specialist	008447	Cf Av Contracts & Constr	005125
Bus Stock Clerk	008035	Cf Av Fac Initiation Eng	005066
Bus Traffic Control	008110	Cf Av Maint Utils&Public Works	005069
Business Analyst	000854	Cf Av Safety & Quality Prog	005228
Business Analyst Manager	000858	Cf Av Telecommunications	005281
Business Architect	001749	Cf Av Terminal Bldg Maint	005071
Business Dev Spec 1	003676	Cf Budget & Financial Services	000945
Business Dev Spec 2	003677	Cf Dswm Mosquito Control	006370
Business Mgmt Systems Analyst	000839	Cf Dtpw Engineering Division	008384
Business Resources Coordinator	000277	Cf Dtpw Field/Sys Engineering	008362
Buyer	000270	Cf Dtpw Infra & Maint Div	008361
C & R Food Services Manager	004532	Cf Dtpw Off Of Bud&Perf Report	008478
C&R Chaplain&Ministries Coord	004527	Cf Dtpw Off Safety & Security	008371
C&R Commissary Specialist	004526	Cf Dtpw Planning & System Dev	008389
C&R Commissary Supervisor	004528	Cf Fin Officer Aviation	005181
C&R Compliance Coordinator	004612	Cf Highway Division	001068
C&R Cook 1	004509	Cf Lib Contrct Proc & Mat Mgmt	007169
C&R Cook 2	004510	Cf Mdc Procurement Officer	000198
C&R Data Analyst	004563	Cf Mdfr Budget & Grant Div	004185
C&R Facilities Manager	004558	Cf Neg/Erp Spec Developer	000196
C&R Facilities Superintendent	004559	Cf North Terminal Dev	005176
C&R Food Service Supervisor 3	004531	Cf Of Staff Office Of Chair	008633
C&R Food Services Sup 1	004529	Cf Of Staff(Sr Policy Advisor)	005183
C&R Food Services Sup 2	004530	Cf Off Of Sustainability	001581
C&R Health&Behavioral Svc Cnstr	004562	Cf Planning Division	002016
C&R Human Resources Commander	004561	Cf Pros Design&Development Div	007388
C&R Inmate Property Mgr	004555	Cf Pros Division 2	007387
C&R Inmate Services Admin	004550	Cf Pros Proc Contracts Mgmt	007381
C&R Inmate Svc Tech	004522	Cf Protocol-Recognition Spec	008573
C&R Inmate Telephone Sys Admin	004508	Cf Quality Assurance Eng Div	008359
C&R Intelligence Analyst	004533	Cf Rer Directv&Beach Prog Coord	001566
C&R Investigations Spec 1	004535	Cf Rer Zoning&Pw Plan Rev Div	002054
C&R Investigations Spec 2	004536	Cf Seaport Acct&Finance Div	001466
C&R Jail Population Mgmt Spec	004560	Cf Seaport Design Services	001474
C&R Laundry Specialist	004545	Cf Seaport Mgmt&Budget Div	001483
C&R Legal Advisor	004614	Cf Seaport Security Enf	001493
C&R Medical Compliance Coord	004566	Cf Sp Nav & Sustainability	001482
C&R Pre-Trial Svc Officer 1	004541	Cf Sup Guideway Inspection	008196
C&R Pre-Trial Svc Officer 2	004542	Cf Sup Inspection & Repair	008182
C&R Pre-Trial Svc Tech	004540	Cf Sup Rail Shop Maintenance	008176
C&R Property Room Sup	004516	Cf Sup Rail Structural Maint	008181
C&R Public Affairs Manager	004613	Cf Sup Rail Track Maint	008185
C&R Senior Legal Advisor	004616	Cf Sup Rail Traffic Control	008161
C&R Supply Spec	004552	Cf Sup Rail Transportation	008162
C&R Supply Sup	004553	Cf Sup Rail Vehicle Repair	008169
C&R Trade Superintendent	004557	Cf Sup Train Ctrl&Traction Pwr	008175
C&R Warehouse Supervisor	004556	Cf Traffic Eng Division	001069
CAO Assistant Agenda Coord	008510	Cf Traffic Signals & Signs Div	001070
CAO Clerk	008503	Cf W&S Meter Ops & Maint	005946
CAO Dir F/Agenda Coordination	008509	Cf W&S Plant Operator	005557
CAO Legal Admin Assistant	008508	Cf Ws Small Bus Initiative Svc	005959
CAO Legal Clerical Spec	008506	Cf, Asd Budget, Finance & Lic	001174
CAO Legal Secretary	008522	Cf, Av Risk Mgmt & Support Svc	005109
CAO Office Manager/Paralegal	008512	Cf, Aviation Planning	005135
CAO Paralegal Specialist	008520	Cf, Aviation Professional Comp	005024
CAO Procurement Manager	008511	Cf, Cua Finance & Budget Div	008918
CITT Cust Advocate Prog Coord	008407	Cf, Dtpw Contract Svc Div	008304
Ca&Had Sr Legal Advisor Superv	003787	Cf, Dtpw Division 1	008331

MIAMI-DADE COUNTY, FLORIDA

PAY PLAN

ALPHABETICAL INDEX

JOB TITLE	JOB CODE NUMBER	JOB TITLE	JOB CODE NUMBER
Cf, Isd Legislative & Bus Svc	000273	Clerk Of Board Admtv Aide	004045
Cf, Isd Parking & Audit Sect	006463	Clerk Office Of Inspector Gen	008852
Cf, Seaport Constr & Maint Div	001465	Clerk'S Assist. Finance Direct	004007
Cf, Seaport Cont Proc&Mat Mgmt	001464	Clerk'S Chief Information Offc	004095
Cf, Seaport Financial Perf	001494	Clerk'S Finance Director	004008
Cf, Sp Planning & Property Dev	001473	Clerk'S General Counsel	004078
Cf, W&S Intgov Aff & A/E Ctrcs	005988	Clinical Psychologist 1	003117
Cf,Dtpw Off Civ Rgts&Labor Rel	008309	Clinical Psychologist 2	003118
Cf,Dtpw Transport Enhancements	008370	Clinical Psychologist 3	003119
Cf,Isd Client Engagement Svc	000275	Clinical Social Worker	003112
Cf,Isd Program Mgmt Office	000279	Cnty Aff & Public Info Spec	008815
Cf,Mdpd Executive Ops Division	004285	Cnty Outreach Coord, Comm E&Pt	008816
Cf,One Water Ofcr & Dir Of Inv	005996	Coc Recording Elec Ops Spec	003906
Cf,Swm Lbr Rel, Safety & Trn	006351	Code Enforcement Manager	004081
Cfws Procurement&Material Mgmt	005978	Code Enforcement Supv	004063
Ch Ca&Hsd	003282	Coe Records Specialist	008799
Ch Environ/Ed And Comm Off	001570	College Intern	000227
Ch, Hr Comp & Job Analysis	000450	Com Social Media Coordinator	002349
Ch,Phcd Community Development	003586	Comm Auditor Admin Ast	008659
Ch,Seaport Const Mgt Services	001456	Comm Auditor Sr Exec Sec	008651
Chemist 1	001525	Comm Info Systems Analyst	001687
Chemist 2	001526	Comm Legislative Assistant	008650
Chemist 3	001527	Comm Tel Console Operator	008684
Chf, W&S Ofc Of Public Engmt	005979	Comm,Mdpd Inform Services	004260
Chief Bailiff	004791	Commander, Police Legal Bureau	004261
Chief Community Svc Officer	008774	Commission Aide	008615
Chief Court Security Ofc	004822	Commission Auditor	008661
Chief Financial Officer	008491	Commission Legislative Aide	008654
Chief Financial Officer	008769	Commission Media Aide	008636
Chief Fire Marshal	004107	Commission Office Assistant	008614
Chief Fire Officer	004111	Commission Public Aff Coord	008616
Chief Heat Officer	001582	Commission Reporter	004044
Chief Mdc Bay Officer	008695	Commissioner Miami Dade Cty	008660
Chief Of Staff	008624	Communication Advertising Spec	002327
Chief Of Staff,Clerk Of Courts	004094	Communication Svc Rep 1	001724
Chief Of Veterinary Services	001165	Communication Svc Rep 2	001725
Chief Operations Officer	008773	Communications Manager	002529
Chief Portfolio Manager	000332	Community Advocacy Prog Ofc 1	003884
Chief Public Safety Officer	008772	Community Advocacy Prog Ofc 2	003385
Chief Real Estate Officer	003557	Community Aff Spec Mdc E&Pt	008662
Chief Rer Resilience Officer	001579	Community Engagement Coord	007119
Chief Seaport Engineer	001499	Community Family Svc Worker	003138
Chief Seaport Strategy Officer	001491	Community Image Manager	001049
Chief Seaport Terminal Dev	001495	Comptroller	004068
Chief Supervisor Metromover	008189	Computer Operations Spec 1	001818
Chief W&S Division	005608	Computer Operations Spec 2	001819
Chief W&S Labor Relations	005980	Computer Operations Sup	001821
Chief, ASD Fundraising Develop	001175	Computer Ops Support Clerk 2	001801
Chief, Animal Services Div	001169	Computer Services Mgr	001847
Chief, Dtpw Capital Imp Div	008364	Computer Services Senior Mgr	001848
Chief, Dtpw Construction	008392	Computer Technician 1	001826
Chief, Dtpw Division 2	008332	Computer Technician 2	001827
Chief, Dtpw Multimodal Dev Sec	008386	Computer Technician Sup	001830
Chief, Dtpw Right Of Way	008372	Conciliator	004824
Chief, Human Resources Div	000415	Conservation & Research Spec	007297
Chief, Innov & Eco Dev Officer	002575	Console Security Officer	006459
Chief, Isd Policy & Office Ops	000283	Constituent Affairs Spec	008712
Chief, Pa Info Services Div	000153	Constr & Renovation Specialist	006424
Chief, Pros Division 1	007384	Constr Contracts Spec Sup	000266
Chief, Pros Division 3	007385	Construction Contracts Spec	000265
Chief, Rer Code Coordination	001568	Construction Cost Estimator 1	006452
Chief, Rer Metro Planning	002017	Construction Cost Estimator 2	006453
Chief, Rer Structural Safety	002242	Construction Field Rep	006601
Chief, Seaport Facil Maint Eng	001458	Construction Manager 1	006610
Chief, Seaport Project Ctrl	001457	Construction Manager 2	006611
Chief,Lib Marketing & Dev Serv	007164	Construction Manager 3	006612
Circulation Svc Sup	007126	Construction Specific Writer	001026
Citt Administrative Secretary	008404	Construction&Renovation Sup 1	006426
Citt Assistant Director	008402	Construction&Renovation Sup 2	006427
Citt Chief Communications Ofc	008411	Consumer Advocate	002560
Citt Community Engagement Mgr	008413	Consumer Prot Enf Officer	002534
Citt Deputy Director	008401	Consumer Protection Invst Anl	002546
Citt Financial Manager	008410	Consumer Svc Customer Clk	002502
Citt Special Projects Admin 1	008408	Cont Certification Spec 1	003625
Citt Special Projects Admin 2	008409	Cont Certification Spec 2	003626
Citt Sr Executive Secretary	008406	Contract Certification Coord	003620
Citt Strategic Planning Analy	008412	Contracts Compliance Spec 1	000876
Claims Administrator	001918	Contracts Compliance Spec 2	000877
Claims Representative 1	001903	Contracts Officer	003820
Claims Representative 2	001904	Contracts Oversight Spec Oig	008808
Clerical Specialist Off Of Chr	008631	Contracts Oversight Superv Oig	008810
Clerk 1	000010	Controller	000377
Clerk 2	000011	Controller Dswm	006356
Clerk 3	000012	Convention/Tourist Tax Examine	000338
Clerk 4	000013	Cook 1	006086
Clerk Circuit & County Court	004099	Cook 2	006087

MIAMI-DADE COUNTY, FLORIDA

PAY PLAN  
ALPHABETICAL INDEX

JOB TITLE	JOB CODE NUMBER	JOB TITLE	JOB CODE NUMBER
Cook 3	006088	Cua Building Manager	008969
Correctional Aide	004519	Cua Capital Contract Manager	008923
Correctional Captain	004506	Cua Chief Of Administration	008911
Correctional Corporal	004503	Cul Aff Const Project Manager	008916
Correctional Counselor 1	004523	Cult Affrs Financial Svc Mgr	008910
Correctional Counselor 2	004524	Cultural Aff, Mkt&Pub Aff Ofc	008912
Correctional Lieutenant	004505	Cultural Affairs Cap Proj Cf	008914
Correctional Officer	004502	Cultural Affairs Instructor	008909
Correctional Prop Custodian	004515	Cultural Affairs Program Mgr	008908
Correctional Sergeant	004504	Cultural Affairs Proj Admin	008917
Corrections Bureau Commander	004692	Cultural Affairs Proj Mgr	008915
Corrections Division Chief	004693	Culutral Affairs Project Chief	008913
Corrections Fire Insp Spec	004549	Curator Of Birds	007410
Corrections Technician	004520	Curator Of Ectotherms	007411
Counselor For Disabled	003202	Curriculum Specialist	003710
County Attorney	008570	Custodial Worker 1	006001
County Attorney Law Clerk	008521	Custodial Worker 2	006002
County Comm Clerical Spec	008629	Custodial Worker Sup 1	006004
County Commission Clerk 1	004040	Custodial Worker Sup 2	006005
County Commission Clerk 2	004041	Customer Service Mgr	005906
County Commission Clerk 3	004042	Customer Service Sup 1	005904
County Exec Office Clerk	008715	Customer Service Sup 2	005905
County Recorder Assistant Cf	004064	DTPW Const&Facilities Monitor	008202
County Recorder Chief	004073	Data Entry Specialist 1	000015
Court Division Director	004079	Data Entry Specialist 2	000016
Court Legal Advisor 1	004842	Data Entry Supervisor	000018
Court Legal Advisor 2	004843	Database Administrator	001868
Court Legal Advisor 3	004844	Database Manager	001875
Court Operations Officer 1	004001	De Business Ops Manager	007291
Court Operations Officer 2	004002	De Conser. & Learning Prog Mgr	007273
Court Records Spec 1	004029	De Hp & Curatorial Manager	007276
Court Records Spec 2	004030	De Sales & Marketing Manager	007295
Court Records Sup 1	004060	Deering Est Ground Maint Coor	007356
Court Records Sup 2	004061	Deering Est Nat Res Prog Mgr	007351
Court Records Sup 3	004062	Deering Estate Business Mgr	007350
Courtroom Clerk 1	004055	Deering Estate Exhibition Coor	007269
Courtroom Clerk 2	004056	Deering Estate Registrar	007290
Courts Accountant 4	004059	Deering Estate Reno&Restr Tech	007228
Courts Administrative Coor	004005	Deering Estate Safety& Sec Sup	007227
Courts Admtv Secretary	004053	Deering Estate Spc Events Coor	007275
Courts Appearance Bond Spec	004051	Dep Cf Of Staff Off Of Chair	008634
Courts Assistant Hr Manager	003909	Dep Cf/Dir Forensic Path Svc	002992
Courts Audit Manager	004021	Dep Comptroller Ckt & Cty Crts	004067
Courts Audit Operations Managr	003910	Dep Dir Audit & Mgmt Serv	000938
Courts Auditor	004019	Dep Dir Avia Business Dev & Ad	005195
Courts Business Analyst	004048	Dep Dir Dtpw Operations	008500
Courts Clerc Operations Spec	004050	Dep Dir Md Aviation Dept	005196
Courts Comptroller Admin Aide	004034	Dep Dir Miami Dade Police Dept	004297
Courts Cont & Procurement Ofc	004013	Dep Dir, Dept Of Cultural Aff	008919
Courts Division Asst Director	004089	Dep Dir, Mdc Corr&Rehab Dept	004697
Courts Electronic Ops Spec	004018	Dep Dir, Omb	000868
Courts Evidence Records Spec	004017	Dep Dir, Rer Regulatory Svc	002198
Courts Financial Analyst	004022	Dep General Counsel Coe	008766
Courts Financial Ops Officer	004009	Dep Inspector Gen, Oig	008869
Courts Hr Admtv Assistant	004037	Dep W&S Director	005995
Courts Hr Assistant	004035	Department Adv, Itc Exec Dir	008699
Courts Hr Manager	004090	Department Safety Supervisor	001965
Courts Hr Officer	003904	Departmental Ada Coordinator	000889
Courts Hr Operations Spec 1	003901	Departmental Admin Coor	000272
Courts Hr Operations Specialis	003902	Departmental Procurement Sup	008466
Courts Hr Supervisor	003903	Dept Assistant Controller	000849
Courts Human Res & Prog Mgr	004091	Dept Contracts&Procurement Mgr	008465
Courts Jury Pool Manager	004023	Dept Personnel Rcrd Ofc	000207
Courts Legal Operations Aide	004058	Dept Records Supervisor	000809
Courts Mail Center Clerk	004014	Deputy Adm. Mobil. Mgmt & Impl	000753
Courts Mail Center Sup	004015	Deputy Director Seaport	001497
Courts Mail Operations Ast	004031	Deputy Director, Dtpw	008498
Courts Mail Operations Officer	004016	Deputy Director, Hr	000464
Courts Mail Operations Officer	004054	Deputy Director, Isd	000299
Courts Procurement Manager	004086	Deputy Director, Itd	001788
Courts Procurement Officer	004011	Deputy Director, Mdeat	003358
Courts Procurement Svc Ast	004036	Deputy Director, Pros	007398
Courts Project Manager	004065	Deputy Director, Dswm	006393
Courts Senior Auditor	004020	Deputy Finance Director	000397
Courts Senior Hr Officer	003905	Deputy Fire Chief	004197
Courts Special Project Admin	004087	Deputy General Counsel, Oig	008864
Courts Sr Procurement Ofc	004012	Deputy Mayor	008770
Courts Staff Attorney	004097	Deputy Resilience Officer	001578
Crane & Maint Supply Sup	001342	Deputy Supervisor, Elections	002423
Credit & Col Fin Sect Mgr	000355	Deputy, Property Appraiser	000155
Credit & Collections Rep	000311	Design Constr Mgr	001577
Credit & Collections Sup	000309	Development Project Manager	003570
Credit&Collection Recovery Clk	000313	Development Review Supervisor	002026
Criminalist 1	004245	Digital Dir & Mayor Spc. Aide	008767
Criminalist 2	004246	Dir Ada Coordination	000286
Crts Traf&Misd.Administ. Aide	004039	Dir Audit & Mgmt Services	000939

MIAMI-DADE COUNTY, FLORIDA

PAY PLAN  
ALPHABETICAL INDEX

JOB TITLE	JOB CODE NUMBER	JOB TITLE	JOB CODE NUMBER
Dir Bond Administration Div	000389	Division, Director, Fimd	000292
Dir Building Trade Division	002192	Dpty Sup Elec,Electronic Votin	002422
Dir Ca&Hsd	003292	Dr, Md Seaport Department	001498
Dir Ca&Hsd Div	003270	Dr,Clk Strag Mgt & Budget Divi	004069
Dir Ca&Hsd Enegy Prog Div	003788	Dr,Ex-Officio Operation Divisi	003908
Dir Ca&Hsd Fiscal Mgmt Div	003785	Dr,Tech Serv, Circuit&Co Court	004075
Dir Ca&Hsd Great Mia Svc Corp	003764	Drafting Specialist	001003
Dir Ca&Hsd Self-Help Instit Di	003782	Driver Attendant	002832
Dir Cash Management Div	000386	Driver Messenger	006202
Dir Civic & Philanthropic Ptp	008775	Dsmw Recycling Manager	006342
Dir Crt Hum Res & Admtv Svc	004092	Dswm Collection Specialist	006343
Dir Dept Of Corr & Rehab	004698	Dswm Contract Compliance Sup	006337
Dir Dept Of Cultural Affairs	008920	Dswm Contracts Comp Analyst	006336
Dir Juvenile Services Dept	004390	Dswm Credit&Collections Mgr	006344
Dir Legal Aid Society	004920	Dswm Enf & Collections Clerk	006327
Dir Mdc E & Ptc	008840	Dswm Environmental Affairs Mgr	006363
Dir Neighborhood Safety Div	003286	Dswm Fleet Maintenance Coor	006317
Dir Of Constituent Services	008751	Dswm Home Chemical Sup	006323
Dir Of Lab Medical Examiner	002938	Dswm Illegal Dump Enf Supervis	006325
Dir Of Libraries	007199	Dswm Illegal Dumping Enf Ofc	006324
Dir Of Ops Medical Examiner	002976	Dswm Intergov Affairs Coor	006364
Dir Of Spc Proj & Cmty Engmt	008777	Dswm Landfill Ops Supervisor	006320
Dir Off Of Intergov Affairs	008765	Dswm Landfill Superintendent	006347
Dir Omb	000869	Dswm Maintenance Supt	006366
Dir Pa Technical Support Div	000148	Dswm Ops Mgmt&Route Perf Coor	006340
Dir Phcd	003599	Dswm Resource & Recovery Admin	006354
Dir Pros Fund Dev&Interg Aff	007392	Dswm Section Manager	006334
Dir Rehabilitative Svc Div	003287	Dtpw Body Paint Shop Sup	008129
Dir Rer Compliance Division	002195	Dtpw Contracts Compliance Ofc	008232
Dir Rer Info & Perm Spt Div	002267	Dtpw Controller	008474
Dir Resiliency & Planning Impl	000793	Dtpw Currency Processor	008201
Dir Seaport Gov & Intl Affairs	001467	Dtpw Easy Card Financial Mgr	008274
Dir Shared Services Prog	001770	Dtpw Easy Card Services Coord	008286
Dir Workforce Business Ops	003862	Dtpw Electronic Tech/Lab	008052
Dir, Cooperative Extension Div	002571	Dtpw Electronic Tech	008083
Dir, Mayor'S Commun&Ext Aff	008718	Dtpw Electronic Tech Sup	008144
Dir, Md Animal Services Dept	001168	Dtpw Electronic Tech/Radio	008084
Dir, Md Aviation Department	005197	Dtpw Electronic Tech/Sys	008085
Dir, Md Water & Sewer Dept	005999	Dtpw Elevator Contracts Sup	008122
Dir, Public Housing Division	003581	Dtpw Eligibilty Supervisor	008283
Dir, Reg & Eco Res (Rer)	002574	Dtpw Fac Maint Control Clk	008032
Dir,Fin,Comp, & Admin Division	000373	Dtpw Facilities Equip Tech	008021
Dir,Finance Credit & Coll. Div	000342	Dtpw Facilities Repairer	008033
Dir,Off Of The Chr, Med Div	008639	Dtpw Facilities Superintendent	008136
Dir,Parks,Rec & Open Spaces	007399	Dtpw Facilities Supervisor	008135
Director Isd	000288	Dtpw Field Tech 1	008276
Director Md Police Department	004298	Dtpw Field Test Engineer	008358
Director Of Data Analytics	008871	Dtpw Fin Review & Auditing Sup	008325
Director Of Law Library	004949	Dtpw General Superintendent	008473
Director Of Legal & Jury Opers	004033	Dtpw Hydraulics Mechanic	001013
Director, Citizenship Services	003031	Dtpw Infrastructure Manager	006616
Director, Clerk Of The Board	004077	Dtpw Inventory Control Spec	008229
Director, Comm & Customer Exp	001199	Dtpw Licensing Clerk	008203
Director, Dswm	006398	Dtpw Loss Prevention Coor	008259
Director, Housing Advocacy Div	002561	Dtpw Maint Prod Coor	008132
Director, Human Resources Dept	000456	Dtpw Mechanic Shop Sup	008127
Director, Pa Division	000145	Dtpw New Business Admin	008339
Director, Pa Human Resources	000056	Dtpw Operation Supervisor	008108
Director, Tpo	000769	Dtpw Operations Administrator	008285
Disability Programs Specialist	007346	Dtpw Operations Coordinator	008470
Disabled Services Specialist	003214	Dtpw Operations Officer	008284
District 9 Dep Chief Of Staff	008578	Dtpw Operations Scheduler	008113
District Community Liaison	008679	Dtpw Ops/Maint Instructor	008106
District Special Assistant	008678	Dtpw Ops/Maint Training Sup	008107
Div Cf Recovery & Mitigation	001590	Dtpw Paratransit Spt Spec 1	008287
Div Dir Dswm Bud & Perf Trk	006371	Dtpw Paratransit Spt Spec 2	008288
Div Dir Dswm Tech Svc &Env Aff	006372	Dtpw Paratranst Operations Sup	008293
Div Dir, 311 Com Dept	001193	Dtpw Permits Supervisor	006335
Div Dir, Boards & Code Adminst	002532	Dtpw Planner 1	008270
Div Dir, Isd Small Bus Dev	000293	Dtpw Planner 2	008271
Div Dir, Jsd Admtv Spt & Res	004400	Dtpw Planning Section Sup	008273
Div Dir,Fin Bus Soln Spt	000372	Dtpw Prking Enforcemnt Spec	008210
Div Director 1 Aviation	005039	Dtpw Professional Cont Spec	001036
Div Director 2 Aviation	005054	Dtpw Projects Inspector 1	001223
Div Director 3 Aviation	005148	Dtpw Projects Inspector 2	001224
Div Director, Me Admin Service	002926	Dtpw Property Management Sup	008266
Div Director, Me Ops Services	002977	Dtpw Property Manager	008265
Div Director, W&S Operations	005983	Dtpw Purchasing & Stores Sup	008120
Div.Mgr,Shelter Svcs & Ops	001156	Dtpw Quality Assurance Analyst	008277
Division Chief 1, Dswm	006367	Dtpw Quality Assurance Spec	008241
Division Chief 2, Dswm	006368	Dtpw Rail Veh Tech/Trk&Guidewy	008055
Division Chief 3, Dswm	006365	Dtpw Rev Collections Sup 1	008220
Division Dir Jsd Operations	004351	Dtpw Rev Collections Sup 2	008222
Division Director 2,Isd	000289	Dtpw Rev Collector	008042
Division Director Itd	001786	Dtpw Revenue Processing Clerk	008215
Division Director, Phcd	003650	Dtpw Revenue Processing Sup 1	008216

MIAMI-DADE COUNTY, FLORIDA

PAY PLAN

ALPHABETICAL INDEX

JOB TITLE	JOB CODE NUMBER	JOB TITLE	JOB CODE NUMBER
Dtpw Revenue Processing Sup 2	008218	Environmental Code Enf Ofc 1	001547
Dtpw Safety Officer	008207	Environmental Code Enf Ofc 2	001548
Dtpw Section Chief	008321	Environmental Res Proj Sup	001554
Dtpw Section Manager	008382	Environmental Resource Ast	001529
Dtpw Security Manager	008263	Environmental Section Sup	001576
Dtpw Security Program Sup	008264	Environmental Specialist Sup	001562
Dtpw Senior Facilities Manager	008326	Environmental Technician 2	006361
Dtpw Service Center Mgr	008282	Equity And Inclusion Officer	008776
Dtpw Service Center Sup 1	008280	Erp Business Analyst 1	000376
Dtpw Service Center Sup 2	008281	Erp Business Analyst 2	000381
Dtpw Service Clerk	008292	Erp Business Analyst 3	000382
Dtpw Service Specialist 1	008278	Erp Change Mgmt & Training Mgr	001896
Dtpw Service Specialist 2	008279	Erp Developer 1	001885
Dtpw Stock Control Officer	008118	Erp Developer 2	001886
Dtpw Superintendent	008471	Erp Project Manager	001757
Dtpw Supervisor	008102	Erp Security Administrator 1	001892
Dtpw System Safety Manager	008366	Erp Security Administrator 2	001893
Dtpw System Safety Sup	008365	Erp Senior Developer	001887
Dtpw Welder	008022	Erp Systems Administrator	001890
Dtpw Yard Sup	008133	Erp Systems Support Manager	001891
Dtpw, Director	008499	Erp Technical Architect	001895
Dtpw,Plans,Review,&Des Manager	008327	Ex-Parte Clerk	004010
Duplicating Equip Operator	001280	Examinations Technician	000524
Duplication Equipment Sup	001282	Exe Secretary Cty Commissioner	008622
Economic & Business Dev Mgr	002531	Exec Aide Cty Commissioner	008588
Edp Audit Manager	000915	Exec Assistant County Attorney	008557
Education And Outreach Manager	008955	Exec Ast To Property Appraiser	000128
Education Svc Mgr	003714	Exec Dir Domestic Viol Ov Bd	003267
Elec Campaign Qualifying Coor	002401	Exec Dir Independent Civ Panel	008674
Elec Mgr, Budget & Accounting	002426	Exec Dir, Community Advocacy	003390
Elections Gis Specialist	002400	Exec Dir, Intl Trade Consort	008701
Elections Logistics Sup	002409	Exec Secretary To Clerk	000088
Elections Logistics Technician	002414	Executive Assistant	008714
Elections Operations Admin	002425	Executive Assistant To Bcc	008623
Elections Polling Places Spec	002402	Executive Ast Department Dir	004284
Elections Procedures Spec	002403	Executive Ast Mdc E & Ptc	008836
Elections Section Manager	002436	Executive Ast To Chief Judge	004884
Elections Supervisor	002412	Executive Dir Mdeat	003359
Elections Support Specialist	002404	Executive Dir, Homeless Trust	008649
Elections Tabulation Manager	002435	Executive Dir, Office Of Ctt	008403
Electrical Field Unit Sup	002129	Executive Director, Sfwib	003899
Electrical Inspector	002125	Executive Producer	002337
Electrical Plans Processor	002168	Executive Secretary	000095
Electrician	006510	Executive Sr Bureau Commander	004265
Electrician Supervisor	006512	Facilities Maint Cont Coor	005270
Electronic Document Tech	000040	Facilities Maint Cont Spec	005271
Electronic Elect Equip Tech 1	006572	Famis Coordinator	000324
Electronic Elect Equip Tech 2	006573	Farm Worker Trainee 1	003241
Electronic Electric Equip Sup	006574	Federal Affairs Coordinator	008669
Electronic Parts Specialist	000206	Film & Entertain Permit Coor	007804
Elevator Contract Coordinator	006472	Fin Auditing&Reporting Admin	000378
Elevator Contract Specialist	006474	Fin Gen Fund Reporting Admin	000333
Elevator Field Inspector Sup	002103	Fin Reg Compliance Admin	000396
Elevator Inspector	002101	Finan An Mdc Eth Pub Tr Com	008673
Elevator Processing Spec	002102	Finance & Budget Admin 1	000838
Elevator Regulation Code Sup	002100	Finance Account & Budget Admin	000325
Elevator Section Manager	002190	Finance And Budget Analyst	000837
Elevator Section Supervisor	002189	Finance Citation Comp Admin	000392
Eligibility Interviewer	003001	Finance Code Enforcement Rep	000314
Eligibility Supervisor	003012	Finance Col&Enforcement Ofc	000348
Emd Quality Assurance Spec 1	004143	Finance Collection Specialist	000308
Emd Quality Assurance Spec 2	004145	Finance Director	000398
Emergency Management Planner	004175	Finance Information Specialist	000320
Emergency Management Spec	004179	Finance Proc And Comp Admin.	000327
Emergency Mgmt Coor	004170	Finance Regulatory Comp Coor	000357
Emergency Mgmt Intern	004177	Finance Section Assistant Mgr	000353
Emergency Mgmt Warehouse Coor	004171	Finance Section Manager	000354
Eminent Domain Administrator	008518	Finance Shared Svc Spec 1	000367
Employee Recognition Coor	002310	Finance Shared Svc Spec 2	000368
Employee Development Spec	000442	Finance Shared Svc Sup	000369
Employee Recognition Assistant	002309	Finance Shared Svc Tech	000365
Ems Quality Assurance Admin	004146	Finance Systems Support Admin	000340
Ems Support Clerk	004128	Financial Ctls & Pol Admin	000356
Energy Management Analyst	001587	Financial Reporting Admin	000380
Energy Management Specialist	000782	Fingerprint Analyst 1	004220
Enforcement Supervisor	002547	Fingerprint Analyst 2	004221
Engineer 1	001020	Fingerprint Superintendent	004225
Engineer 2	001021	Fingerprint Supervisor	004224
Engineer 3	001022	Fire & Life Safety Educator	004156
Engineer 4	001023	Fire & Rescue Division Mgr	004187
Engineering Permit Clk 2	001014	Fire Captain	004110
Engineering Survey Tech 1	001010	Fire Chief	004199
Engineering Survey Tech 2	001011	Fire Code Compliance Admin	004164
Engineering Survey Tech Sup	001012	Fire Communications Officer	004124
Env Code Enforcement Coor	002213	Fire Dept Helicopter Co-Pilot	004113
Env Resources Policy Advisor	002576	Fire Dept Helicopter Cf Pilot	004115



MIAMI-DADE COUNTY, FLORIDA

PAY PLAN

ALPHABETICAL INDEX

JOB TITLE	JOB CODE NUMBER	JOB TITLE	JOB CODE NUMBER
Fire Dept Helicopter Pilot	004114	Guard Ad Litem Coordinator	003244
Fire Division Chief	004118	Guardian Ad Litem Legal Adv	003245
Fire Executive Officer I	004108	Guest Services Manager	007528
Fire Executive Officer II	004109	Guest Services Representative	007526
Fire Hydrant Flow Meter Spec	004140	Guest Support Specialist	007447
Fire Lieutenant	004105	Guest Support Sup	007449
Fire Management Analyst Admin	004149	Guideway Inspection Spec	008054
Fire Plans Processor	004165	Hap Outreach Training Spec 2	003347
Fire Prevention & Safety Mgr	004167	Hap Outreach Training Spec. 3	003348
Fire Rescue Dispatcher	004121	Hearing Exam Comm Ethics&Pt	008825
Fire Rescue Dispatcher Sup	004122	Heavy Duty Crane Operator	006227
Fire Rescue Fleet Support Spec	004117	Heavy Equipment Techncian	006114
Fire Rescue Processing Spec 2	004126	Heavy Truck Tire Repairer	006103
Fire Rescue Processing Spec 1	004132	Histopathology Technician	002930
Fire Rescue Section Manager	004173	Historic Preservation Chief	002064
Fire Rescue Senior Div Mgr	004186	Historic Preservation Spec	002062
Fire Rescue Supply Supervisor	004119	Home Care Aide	003210
Fire Rescue Telecom Coor	004127	Home Care Aide Supervisor	003212
Fire Safety Specialist 1	004134	Homeless Trust Cont Monitor	008644
Fire Safety Specialist 2	004135	Homeless Trust Housing Coor	008645
Fire Supply Bureau Supervisor	004120	Horticultural Specialist	007354
Fire&Life Safety Training Rep	004131	Horticulturist	007355
Fire, Chief Financial Officer	004192	Hospital Account Clerk	000307
Firefighter	004101	Housing Development Advocate	002564
First Ast County Attorney	008568	Housing Inspector 1	002155
Fleet Administrative Manager	006138	Housing Inspector 2	002156
Fleet Contracts & Proc Manager	006136	Housing Specialist	003440
Fleet Management Analyst 1	006126	Hr Business Systems Section Cf	000460
Fleet Management Analyst 2	006127	Hr Clinical Support Svc Cnstr	000437
Fleet Management Clerk	006124	Hr Comp & Job Analyst Sup	000447
Fleet Mgmt Ast Facility Sup	006130	Hr Compensation & Job Analyst	000553
Fleet Mgmt Ast Svc Mgr	006132	Hr Coordinator	000455
Fleet Mgmt Facility Supervisor	006131	Hr Division Director	000457
Fleet Mgmt Service Manager	006133	Hr Finance & Admin Specialist	000441
Fleet Mgmt Training Specialist	006135	Hr Finance & Budget Admin	000445
Fleet Operations Coordinator	006140	Hr Finance Specialist	000446
Flood Plain Construction Insp	001510	Hr Operations Support Coor	000454
Flood Plain Program Sup	001511	Hr Personnel Services Special	000543
Food Service Manager	006090	Hr Program Coordinator	000640
Food Service Worker 1	006080	Hr Program Support Specialist	000642
Food Service Worker 2	006081	Hr Records Technician	000458
Foreclosure & Tax Deed Ops Ast	004052	Hr Services Clerk	000451
Forensic Evidence Recovery Sup	002917	Hr Services Coordinator	000431
Forensic Evidence Technician	002915	Hr Support Services Officer	000453
Forensic Investigations Ast	002954	Hr Support Services Specialist	000452
Forensic Investigator	002956	Hrd Appeal Officer	000436
Forensic Material Specialist	002918	Hrd Supervisor, Recruitment	000463
Forensic Pathology Fellow	002988	Hrfep Support Assistant	000440
Forensic Photographer	002942	Hris Specialist	000461
Forensic Photographer Sup	002944	Hris Technician	000459
Forensic Records Technician	002905	Ht Hmis Administrator	008800
Forensic Technician	002950	Human Resources Manager	000416
Forensic/Tox Lab Technician	002933	Human Rights & Fair Emp Supv	000641
Foster Grandparent	003771	Human Rights & Fair Employ Spc	000639
Foster Grandparent Coor	003752	Hydrogeologist 1	001520
Foster Grandparent Sup	003751	Hydrogeologist 2	001521
Gen Aviation Business Dev Coor	005231	Hydrogeologist 3	001522
General Counsel, Coe	008814	IT SR Production Administrator	001872
General Counsel, Oig	008868	Imaging Records Technician	004137
Gis Elec Programming Manager	002405	Immigration Integration Coord	003027
Gis Graphics Technican 2	001811	Income Evaluation Specialist	000120
Gis Graphics Technician 1	001810	Indigency Analyst	004901
Gis Specialist	001701	Information Officer	002307
Golf Clubhouse Manager	007514	Information Tech Intern	001839
Golf Clubhouse Manager 2	007515	Information Tech Specialist	001841
Golf Clubhouse Manager 3	007516	Inspector General	008870
Golf Clubhouse Manager 4	007517	Insurance Data Supervisor	001927
Golf Course Laborer	007507	Insurance Special Investigator	001921
Golf Irrigation Manager	007506	Intergovernmental Affairs Coor	007298
Golf Marketing Coordinator	007505	Intergovt Affairs Assistant	008686
Golf Superintendent 1	007510	Intergovt&Cargo Dev Mgr	001480
Golf Superintendent 2	007511	Interior Design Specialist	006481
Golf Superintendent 3	007512	International Protocol Spec	008735
Golf Superintendent 4	007513	Interpretive Prog Attendant	007523
Grants Coordinator	000848	Interpretive Program Leader	007524
Grants Specialist	000804	Interpretive Programs Manager	007433
Grants Supervisor	000805	Interpretive Programs Sup	007434
Graphic Designer	000244	Inventory Clerk	000202
Graphic Designer Supervisor	000269	Invest Analyst Off Insp Gen	008857
Graphics Manager	000254	Investigative Accountant Oig	008856
Graphics Technician	000268	Investigative Analyst Sup Oig	008861
Graphics Typesetter	000243	Investigator 1	008528
Greater Miami Svc Co Team Sup	003760	Investigator 2	008529
Groundwater Modeling Prog Coor	001519	Investigator Mdc E&Pt	008833
Group Sales Specialist	007527	Investment Portfolio Clerk	000329
Guard	006008	Investment Portfolio Spec	000331

MIAMI-DADE COUNTY, FLORIDA

PAY PLAN

ALPHABETICAL INDEX

JOB TITLE	JOB CODE NUMBER	JOB TITLE	JOB CODE NUMBER
Isd Ast Physical Plant Mgr	006490	Ja Comp Services Manager	004774
Isd Building Manager	006489	Ja Computer Svc Proj Manger	004849
Isd Div Dir Proc Plcy & Train	000199	Ja Computer Tech Supervisor	004766
Isd Elevator Contracts Admin	006475	Ja Computer Technician 1	004764
Isd Fiscal Manager	000281	Ja Computer Technician 2	004765
Isd Fleet Management Div Dir	006134	Ja Court Business Analyst	004778
Isd Graphics Service Mgr	000255	Ja Court Interpreter	004785
Isd Inventory & Supply Spec	000231	Ja Court Security Monitor	004820
Isd Mgr Equipment Services	006142	Ja Court Security Specialist	004821
Isd Operations Coordinator	000290	Ja Court Services Specialist	004789
Isd Parking Operations Manager	006464	Ja Employment Specialist	004715
Isd Parking Operations Sup	000234	Ja Indigency Unit Supervisor	004903
Isd Physical Plant Manager	006491	Ja Information Clerk	004707
Isd Program Coordinator	000276	Ja Legal Secretary 1	004738
Isd Program Management Manager	000280	Ja Legal Secretary 2	004739
Isd Program Mgmt Specialist	000282	Ja Mail Center Clerk	004724
Isd Property & Materials Sup	000241	Ja Media Relations Spec	004850
Isd Real Est & Dev Spc Advisor	000226	Ja Network Manager 1	004767
Isd Real Estate Manager	000258	Ja Network Manager 2	004769
Isd Records Custodian	000167	Ja Network Support Sup	004770
Isd Security Chief	006460	Ja Proj Exec Juv Crthse Proj	004861
Isd Security Mgmt Inspector	006455	Ja Secretary	004730
Isd Security Supervisor	006457	Ja Senior Executive Secretary	004732
Isd Services Clerk	000252	Ja Senior Personnel Specialist	004718
Isd Supply Supervisor	000257	Ja Special Projects Admin 1	004742
Isd Surplus Property Sup	000225	Ja Special Projects Admin 2	004743
Isd Utility Plant Operator	006443	Ja Sr Clinical Social Worker	004759
Isd,Div Dir Acquis & Sourcing	000185	Ja Sr Sys Anl Programmer	004773
Isd,Mgr Spc Strat Initiatives	000284	Ja Statistical Analyst	004747
It Community Engagement Mgr	001756	Ja Supervised Visitation Spec	004777
It Cont & Procurement Ofc	000660	Ja Sys Anl/ Programmer 1	004771
It Cont & Procurement Spec	001712	Ja System Analyst/Prog 2	004772
It Contracts & Procurement Mgr	000661	Ja Tech Training Spec 2	004775
It Infrastructure Sys Eng	001723	Ja Tech Training Spec 3	004776
It Innovation Program Director	001776	Ja Telecommunications Admin	004763
It Production Administrator	001877	Ja Video Communications Spec	004782
It Project Manager	000662	Ja Video Production Assistant	004780
It Purchasing Specialist	001711	Job Developer	003806
It Senior Web Developer	001740	Job Training Assistant	003803
It Service Desk Supervisor	001829	Job Training Program Admin	003824
It Software Developer	001837	Jr Courts Operations Officer	004004
It Sr Computer Operator	001823	Jsd Civil Citation Specialist	004402
It Sr Contracts &Proc Officer	001713	Jsd Community Initiative Mgr	004404
It Sr Infrastructure Eng	001722	Jsd Fiscal & Hr Manager	004409
It Sr Security Sys Administrat	001856	Jsd Fiscal Resources Manager	004411
It Sr Service Desk Agent	001815	Jsd Grant & Fiscal Coordinator	004405
It Sr Service Tech	001765	Jsd Prevention Coordinator	004403
It Sr Software Developer	001836	Jsd Statistics & Research Spec	004412
It Sr Systems Administrator	001873	Judicial Services Coor 1	004802
It Systems Administrator	001874	Judicial Services Coor 2	004803
It W&S Software Developer	001838	Judicial Support Admin 1	004835
It Web Designer	001743	Judicial Support Admin 2	004836
It Web Developer	001741	Judicial Support Admin 3	004837
Itd Agile Coach	001775	Judicial Support Spec 1	004830
Itd Business Relationship Mgr	001792	Judicial Support Spec 2	004831
Itd Director	001789	Junior Planner	002007
Itd Enterprise Architect	001773	Jury Pool Assistant Manager	004038
Itd Enterprise Portfolio Mgr	001771	Justice Assistance Prog Dir	003186
Itd Enterprise Program Manager	001772	Juvenile Assessment Cnsr	004396
Itd Infrastructure Sys Eng	001744	Juvenile Assessment Cnsr Sup 1	004397
Itd Infrastructure Sys Mgr	001748	Juvenile Assessment Cnsr Sup 2	004398
Itd Innovations Manager	001774	Juvenile Assessment Sup	004399
Itd Radio Systems Manager	001739	Juvenile Services Specialist	003178
Itd Sr Infrastructure Eng	001746	Juvenile Support Clerk	004392
Itd Telephone System Supv	001726	Juvenile Support Specialist 1	004393
Ja Administrative Assistant 2	004833	Juvenile Support Specialist 2	004395
Ja Administrative Officer 3	004746	Labor Managment Manager	000476
Ja Administrative Secretary	004731	Labor Relations Admin Ast	000478
Ja Admtv Ast To Court Admin	004733	Labor Relations Officer	000474
Ja Associate General Counsel	004888	Labor Relations Specialist	000475
Ja Ast General Counsel	004887	Labor Sup 1	006040
Ja Av Technical Specialist	004781	Labor Sup 2	006041
Ja Budget Analyst 3	004855	Labor Sup 3	006042
Ja Capital Inventory Clerk	004829	Laboratory Data Reporting Coor	002815
Ja Chief Financial Officer	004886	Laboratory Technician	002814
Ja Chief Information Officer	004885	Laborer	006030
Ja Civil Court Case Mgr	004816	Landfills System Mechanic	006536
Ja Clerk 1	004710	Landscape Arch Drafter 1	007256
Ja Clerk 2	004711	Landscape Arch Drafter 2	007257
Ja Clerk 3	004712	Landscape Architect 1	007357
Ja Clerk 4	004713	Landscape Architect 2	007358
Ja Clinical Social Worker 1	004757	Landscape Architect 3	007359
Ja Clinical Social Worker 2	004758	Landscape Architect 4	007360
Ja Clncl Psychologist 3	004761	Landscape Attendant	007530
Ja Communications Engineer	004762	Landscape Sup 1	007362
Ja Communications Service Rep	004725	Landscape Sup 2	007363

MIAMI-DADE COUNTY, FLORIDA

PAY PLAN  
ALPHABETICAL INDEX

JOB TITLE	JOB CODE NUMBER	JOB TITLE	JOB CODE NUMBER
Landscape Sup 3	007364	Management Trainee	000870
Landscape Tech Supervisor 1	007532	Manager Financial Services	000946
Landscape Tech Supervisor 2	007533	Manager Fiscal Resources	000834
Landscape Tech Supervisor 3	007534	Manager Isd	000260
Landscape Technician	007219	Manager Itd Administrative Svc	001755
Landside Operations Officer 1	005386	Manager Itd Finance & Budget	001758
Landside Operations Officer 2	005388	Manager Pros Natural Areas	007332
Landside Operations Sr Ofc	005389	Manager Rer Financial Services	001567
Landside Ops Equipment Spec	005390	Manager Terminal Dev & Infra	001475
Latent Fingerprint Examiner	004222	Manager W&S Training&Dev	005921
Laundry Manager	006020	Manager, 311 Communication Ctr	001192
Law Librarian 1	004930	Manager, Asd Shelter Prog	001106
Law Librarian 2	004931	Manager, Asd Shelter Program	001103
Law Library Exec Assistant	004928	Manager, District Court	004112
Lead Cty Comm Clerk Specialist	008630	Manager, Dswm 1	006349
Lead Investigator Comm E&Pt	008834	Manager, Dswm 2	006350
Lead Site Supervisor	003168	Manager, HRD Support Services	000462
Leak Detection Field Sup	005973	Manager, Homeless Trust	008643
Legal Aid Attorney	004915	Manager, Hr Section	000448
Legal Aid Clerk	004916	Manager, Hr Testing&Validation	000470
Legal Aid Hum Res&Tech Coord	004918	Manager, Main Library	007163
Legal Aid Officer Manager	004907	Manager, Mdpd Crime Lab	004277
Legal Aid Receptionist	004917	Manager, Procurement& Contract	006348
Legal Aid Secretary 1	004904	Manager, Rer Safety & Training	002579
Legal Aid Secretary 2	004905	Manager, Risk Mgmt And Safety	001969
Legal Aide Paralegal Spec	004951	Manager, Training & Labor Rela	000429
Legal Claims Adjuster	001907	Manager,Immigration Legal Svcs	003030
Legal Counsel Mdc E&Pt	008812	Manager,Ja Financial Reporting	004860
Legal Intern, Off Of Insp Gen	008851	Manager. Support Staff Div	008664
Legal Secretary 1	008515	Marina Attendant	007240
Legal Secretary 2	008516	Marina Manager 1	007501
Legislative Budget Officer	008652	Marina Manager 2	007502
Liability Claims Adjuster	001914	Marina Manager 3	007503
Liability Claims Coordinator	001919	Marina Support Specialist	007264
Liability Claims Investigator	001909	Marine Craft Technician	004116
Liability Claims Manager	001916	Marine Equipment Operator	007260
Liability Claims Specialist	001902	Marketing Services Coordinator	000802
Liability Legal Claims Adj	001910	Marketing Specialist	007345
Liability Legal Claims Invgr	001912	Mason	006515
Lib Exhibition & Programm Spec	007109	Materials Management Sup	000233
Lib Facilities Maintenance Mgr	007170	Mayor Chief Of Staff	008748
Librarian 1	007151	Mayor Deputy Chief Of Staff	008747
Librarian 2	007152	Mayor Miami-Dade County	008771
Librarian 3	007153	Mayor Off Dir Policy&Legis Aff	008745
Librarian 4	007154	Mayor'S Admin Assistant	000681
Library Archivist	007121	Mayor'S Aide	008716
Library Assistant 1	007123	Mayor'S Off,Dir Legislative Af	008746
Library Assistant 2	007124	Mayor'S Off-Inter-Gov Aff-Lias	008750
Library Assistant 3	007125	Mayor'S Office Mgr Of Ops	008719
Library Attendant	007103	Mayor'S Office, Dir Of Policy	008761
Library Budget & Finance Mgr	007161	Mayor'S Public Aff Coordinator	008768
Library Exhibition Tech	007112	Mayor'S Rec Mgmt Coord	000604
Library Media Proj Instructor	007116	Mayor'S Speechwriter	008760
Library Media Project Coord	007115	Mayor's Communications Dir	008709
Library Media Project Spec	007117	Mayor's Dep Dir Of Comm	008707
Library Operations Manager	007155	Mayor's Intern	008717
Library Page	007120	Mayor's Off Legis /Policy Anl	008708
Library Services Specialist	007106	Mayor's Operations Director	008711
Library Social Service Coord	007129	Mdeat Economic Development Mgr	003355
Library Tech Svc Manager	007162	Mdeat Hap Coord/Underwriter	003346
Library Transportation Sup	007111	Mdeat Housing Program Chief	003356
Library Tutor	007118	Mdeat Senior Executive Sec	003343
Library Tutoring Prog Coord	007114	Mdeat Teen Court Coordinator	003345
Light Equipment Technician	006112	Mdeat Teen/Student Court Spec	003344
Light Equipment Technicn Sup	006113	Mdeat Youth Services Administr	003354
Lime Production Plant Oper 1	005860	Mdfr Aircraft Maintenance Supv	004148
Lime Production Plant Oper 2	005861	Mdfr Ast Med Protocol Phy	004191
Lime Production Plant Sup	005559	Mdfr Budget Section Manager	004183
Lithographer	000247	Mdfr Bus Planning Sect Mgr	004188
Lithographic Imaging Tech	000251	Mdfr Communications Equip Tech	004133
Local Government Coordinator	008685	Mdfr Contr Contract Pln Sc Mgr	004200
Locksmith	006506	Mdfr Design & Development Sup.	004169
MDFR Procurement Div Manager	004172	Mdfr Facilities Bureau Manager	004194
MDFR Procurement Div Mgr	004176	Mdfr Finance Section Manager	004182
Magistrate	004848	Mdfr Grants Section Manager	004180
Mail Center Clerk 1	000209	Mdfr Investigations Spec 1	004178
Mail Center Clerk 2	000211	Mdfr Investigations Spec 2	004150
Mail Center Supervisor	000213	Mdfr Lifeguard 1	004158
Maintenance Mechanic	006101	Mdfr Lifeguard 2	004159
Maintenance Operations Supt	001039	Mdfr Logistics Service Mgr	004166
Maintenance Reliability Clerk	008111	Mdfr Media&Pub Relations Mgr	004181
Maintenance Repairer	006501	Mdfr Pr Media Eve Coord	004189
Maintenance Repairer-Auto	006504	Mdfr Prog&Staff Analyst 1	004430
Maintenance Sup	006468	Mdfr Prog&Staff Analyst 2	004431
Maintenance Technician	007253	Mdfr Prog&Staff Rev Div Mgr	004184
Management Intern	000872	Mdfr Protective Equip Sfty Tec	004130

MIAMI-DADE COUNTY, FLORIDA

PAY PLAN  
ALPHABETICAL INDEX

JOB TITLE	JOB CODE NUMBER	JOB TITLE	JOB CODE NUMBER
Mdfr Real Estate Manager	004147	Mgr Office Of Emergency Mgmt	004174
Mdfr Records And Resources Mgr	004163	Mgr Procurement Vendor Svc	000176
Mdfr Senior Legal Liaison	004168	Mgr Pros Fruit & Spice Park	007271
Mdfr Sr Electrician Technician	004152	Mgr Rer Environmental Sect	001564
Mdfr Staff Scheduler	004139	Mgr Rer Laboratory Sect	001571
Mdfr Staffing Bureau Mgr	004141	Mgr Risk Mgmt Casualty&Prop	001976
Mdfr Trng & Dev Specialist	004162	Mgr Seaport Cont & Procurement	001463
Mdfr Tv Producer	004136	Mgr Seaport Real Est Econ Dev	001476
Mdps 911 Communication Mgr	004383	Mgr Strmwtr Plng&Design Sect	001573
Mdps Accreditation Specialist	004647	Mgr Tv Production & Operations	002361
Mdps Armorer	004243	Mgr, C&R Perf Improvement	004568
Mdps Asset Forfeiture Manager	004373	Mgr, Careersource S Fl Admin	003865
Mdps Bldg Management Sup	004375	Mgr, Causesway Operations	007383
Mdps Business Mgmt Officer	004359	Mgr, Ctt Fiscal Anl & Admin	008532
Mdps Community Education Spec	004341	Mgr, Dtpw Bridge Engineering	008303
Mdps Court Support Spec 1	004308	Mgr, Dtpw Mkt & Communications	008352
Mdps Court Support Spec 2	004309	Mgr, Dtpw Passenger Ameniti	008296
Mdps Crim Intel & Records Mgr	004251	Mgr, Dtpw Treasury Services	008347
Mdps Criminalist Supervisor	004248	Mgr, Forensic Bureau Operation	002962
Mdps Crossing Guard Sup	004326	Mgr, Homeless Trust Contracts	008641
Mdps Digital Evidence Spec 1	004313	Mgr, Isd Finance & Budget	000278
Mdps Digital Evidence Spec 2	004314	Mgr, Mdpd Human Resources Sect	004276
Mdps Digital Evidence Supv	004315	Mgr, Morgue Bureau Operations	002964
Mdps Executive Officer	004286	Mgr, Pa Administration	000147
Mdps Fleet Management Manager	004371	Mgr, Phcd Accountant Administr	003526
Mdps Forensic Artist	004269	Mgr, Procurment & Fleet Div	007330
Mdps Forensic Bureau Commander	004254	Mgr, Pros Capital Improvement	007289
Mdps Gov Aff Lgl Research Anl	004262	Mgr, Pros Contracts Admin	007281
Mdps Information Compl Officer	004345	Mgr, Seaport Architecture	001469
Mdps Intelligence Analyst	004252	Mgr, Seaport Construction Cont	001462
Mdps Intelligence Analyst Sup	004253	Mgr, Seaport Maintenance	001490
Mdps Investigative Spec	004332	Mgr, Seaport Planning & Grants	001331
Mdps Mail Center Supervisor	004362	Mgr, Seaport Project Control	001407
Mdps Photographer	004270	Mgr, Sp Strategic Initiatives	001461
Mdps Real Time Crime Ctr Spec	004342	Mgr, W&S Collections Compliant	005954
Mdps School Crossing Guard	004302	Mgr, W&S Construction Contract	005992
Mdps Tv Producer	004368	Mgr, W&S Fleet Management	005939
Mdps Tv Producer Supervisor	004369	Mgr, W&S Legis & Municipal Aff	005964
Mdps Victim Advocate	003172	Mgr,Asd Fin,Col & Lic Svc	001108
Mdps Victim Advocate Manager	003173	Mgr,Dtpw Joint Dev&Real Est Co	008242
Mdps Warrants Tech	004319	Mgr,Dtpw Traffic Plans Review	001071
Mdps Wellness Prog Fac Mgr	004374	Mgr,Dtpw Warehousing & Stores	008367
Mdps Wellness Program Speciali	004372	Mgr,Hr Exc Aff & Strat Init	000432
Me Administrative Coor	002925	Mgr,Hr Fiscal & Admin Services	000443
Me Pub Interment Program Coor	002920	Mgr,Lib Legis & Municipal Aff	007157
Mechanical Field Unit Sup	002149	Mgr,Lib Mktng & Dev Services	007102
Mechanical Inspector	002145	Mgr,Mdfr Bldg Mgmt Main&Sec	004160
Mechanical Plans Processor	002169	Mgr,Phcd Accountant Administra	003256
Media & Public Relations Ofc	000842	Mgr,Tax Collector Bus Int	000337
Media Ast Bcc Media Sect	008675	Mgr,Zoo Commun & Media Relatio	007480
Mediation Services Supervisor	002513	Mgr. Blue-Green Tech & Eco Inn	002533
Mediator 1	004813	Micrographics Supervisor	000077
Mediator 2	004814	Middleware Sr Administrator	001884
Mediator 3	004815	Mosq Control Project Admin	001256
Medical Billing Clerk	000304	Mosq Control Senior Supervisor	001259
Medical Examiner	002994	Mosquito Control Inspector	001252
Medical Examiner Case Investig	002958	Mosquito Control Research Mgr	001257
Medical Records Coordinator	002910	Mosquito Ctrl Operations Mgr	001254
Medicolegal Investigator	002955	Mosquito Ctrl Sup	001253
Mental Health Assessment Spec	003183	Motor Vehicle Repair Enf Offic	002545
Mental Health Facility Prg Mgr	003029	Neat Specialist	001030
Mental Health Services Mgr	000648	Neighborhood Safety Manager	004507
Meter Reader	005770	Neighborhood Svc Center Dir	003065
Metromover Maint Supervisor	008188	Network Manager 1	001832
Metromover Technician	008082	Network Manager 2	001833
Mgr Ap Fine Arts&Cltrl Aff	005023	Network System Integrator	001834
Mgr Av Rental Car Facility	005137	New Bus Contracting Officer	005937
Mgr Budget And Accounting	000833	New Business Conveyance Ofc	005595
Mgr Budget And Planning	000836	New Business Manager	005944
Mgr Dtpw Cost & Sched Sect	008302	New Business Processor	005943
Mgr Dtpw Elec Sys Maintenance	008379	New Business Representative	005940
Mgr Dtpw Facilities Maintenance	008320	New Business Supervisor 1	005941
Mgr Dtpw Project Control Spec	008469	New Business Supervisor 2	005942
Mgr Dtpw Riow & Utility Sec	008250	Nutrition Services Specialist	002840
Mgr Dtpw Work Program	008258	Occupational Health Specialist	004151
Mgr Financial Reporting	000374	Ocean Lifeguard 1	007267
Mgr Grant Resources	000346	Ocean Lifeguard 2	007268
Mgr Hcd	003649	Ocean Rescue Comm Supp Spec	007263
Mgr Isd Arch & Engineering Svc	000291	Off Legis Analysis Admtv Ast	008625
Mgr Isd Renovation Svc	006492	Off Of The Chair Coordinator	008682
Mgr Isd Workers Compensation	001932	Office Support Specialist 2	000021
Mgr Jsd Care Cust & Diversion	004410	Office Support Specialist 3	000022
Mgr Marriage License Bureau	004085	Oig Admin Projects Spec	008859
Mgr Mdfr Training&Develop	004161	Omb Admin Services Coordinator	008046
Mgr Off Of Chair Med Pro	008637	Omb Adminstrative Support Ofc	000847
Mgr Off Of The Chair-Media	008683	Omb Budget Sys Administrator	000840

MIAMI-DADE COUNTY, FLORIDA

PAY PLAN

ALPHABETICAL INDEX

JOB TITLE	JOB CODE NUMBER	JOB TITLE	JOB CODE NUMBER
Omb Capacity Building Manager	000866	Phcd Asset Project Manager	003525
Omb Coordinator	000860	Phcd Assistant Rad Manager	003555
Operating Systems Programmer	001850	Phcd Assistant Rad Manager	003572
Outreach Specialist	007113	Phcd Ast Amp Administrator	003578
PA Property Evaluator 1	000107	Phcd Ast Alf Administrator	003475
PROS Stewardship Area Manager	007323	Phcd Compliance Officer	003473
PROS Stewardship Manager	007321	Phcd Compliance Reviewer	003455
PROS Stewardship Region Managr	007333	Phcd Compliance Technician	003454
Pa Administrative Officer	000192	Phcd Controller	003456
Pa Administrative Secretary	000113	Phcd Development Director	003574
Pa Administrative Support Spec	000116	Phcd Facilities&Dev Cont Coord	003442
Pa Communications Aide	000164	Phcd Field Officer	003438
Pa Communications Assistant	000126	Phcd Homeownership Specialist	003662
Pa Computer Operations Spec	000139	Phcd Housing Manager	003441
Pa Computer Technician 1	000099	Phcd Housing Quality Ctrl Spec	003415
Pa Computer Technician 2	000100	Phcd Maintenance Specialist	003510
Pa Const & Pub Relations Ast	000127	Phcd Mortgage Svc Clerk	003450
Pa Executive Secretary	000114	Phcd Occupancy Manager	003420
Pa Hr Support Specialist	000060	Phcd Offer Coordinator	003549
Pa Human Resources Assistant	000149	Phcd Offer Supervisor	003548
Pa Human Resources Coordinator	000057	Phcd Operations/Admin Analyst	003566
Pa Human Resources Generalist	000059	Phcd Procurement Cont Mgr	003554
Pa Human Resources Manager	000146	Phcd Procurement Contracts Ofc	003547
Pa Human Resources Officer	000058	Phcd Project Manager	003664
Pa Information Service Manager	000125	Phcd Purchasing Technician	003553
Pa Information Tech Analyst 1	000121	Phcd Qual. & Assur. Officer	003417
Pa It Analyst 2	000123	Phcd Rad Program Manager	003536
Pa It Operations Manager	000166	Phcd Resident Services Cord	003534
Pa Legal Manager	000154	Phcd Service Representative	003462
Pa Legal Services Assistant	000143	Phcd Structural Maint Tech	003508
Pa Legal Spec 1	000137	Phcd Technician	003661
Pa Legal Spec 2	000138	Phcd Vacancy Trades Coord	003567
Pa Legal Support Specialist	000150	Phcd Waiting List Specialist	003430
Pa Personnel Specialist 1	000105	Photographic Supervisor	004271
Pa Personnel Specialist 2	000106	Pht Executive Assistant	008706
Pa Personnel Specialist 3	000109	Pht Vp, Fac Design & Constr	008704
Pa Personnel Support Spec	000108	Pipefitter Supervisor	005541
Pa Procurement Manager	000134	Planning Section Supervisor	002012
Pa Property Evaluator 2	000172	Planning Technician	002004
Pa Public Relations Officer	000136	Plasterer	006525
Pa Quality Control Specialist	000119	Plumber	006527
Pa Seasonal Appraiser	000165	Plumber Supervisor	006528
Pa Senior Exec Secretary	000115	Plumbing Field Unit Sup	002139
Pa Senior Programmer	000174	Plumbing Inspector	002135
Pa Senior Staff Attorney	000152	Plumbing Plans Processor	002170
Pa Senior System Administrator	000158	Police Admin Coordinator	004330
Pa Special Projects Admin 1	000129	Police Captain	004204
Pa Sr Info Technology Analyst	000124	Police Chaplain Coordinator	004259
Pa Sr Admin Support Specialist	000112	Police Communications Coord	004387
Pa Staff Attorney	000151	Police Complaint Officer	004384
Pa System Administrator	000135	Police Complaint Sup 1	004385
Pa Tax Roll Coordinator	000133	Police Complaint Sup 2	004386
Pa Tax Roll Manager	000157	Police Computerized Rpt Spec 2	004348
Painter	006516	Police Computerized Rpt Spec 3	004349
Painter Supervisor	006518	Police Counselor	004283
Paralegal Assistant	004610	Police Counselor Supervisor	004282
Paralegal Collection Spec	000305	Police Crime Analysis Spec	004336
Paralegal Specialist 1	008523	Police Crime Scene Technician	004335
Paralegal Specialist 2	008524	Police Dispatch Supervisor 1	004381
Paralegal Supervisor	000306	Police Dispatch Supervisor 2	004382
Paralegal Support Specialist	000312	Police Dispatcher	004380
Park Attendant	007215	Police Division Chief	004287
Park Maint Facilities Coord	007365	Police Financial Investigator	004361
Park Service Aide	007202	Police Legal Advisor	004256
Parking Lot Attendant	006028	Police Legal Advisor Manager	004258
Parking Lot Attendant Sup	006029	Police Legal Advisor Sup	004257
Passenger Trans Enf Ofc	002520	Police Lieutenant	004203
Passenger Trans Veh Inspector	002510	Police Major	004205
Passenger Transportation Coord	002505	Police Mental Health Manager	004272
Passenger Transportation Coord	003726	Police Officer	004201
Passport Services Clerk	007104	Police Prop Evidence Spec 1	004306
Permits & Drafting Svc Spec	001015	Police Prop Evidence Spec 2	004307
Personal Property Evaluator 1	000131	Police Property Evidence Sup	004219
Personal Property Evaluator 2	000132	Police Psychologist	004267
Personnel Payroll Technician	000465	Police Psychologist Supervisor	004266
Personnel Payroll&Sys Sup	000467	Police Records Specialist 1	004312
Personnel Specialist	000410	Police Records Tech 1	004321
Personnel Technician	000402	Police Records Tech 2	004322
Personnel-Payroll Tech Wc/Dis	000469	Police Records Tech 3	004323
Personnel-Payroll Tech-Bos	000468	Police Records Tech Sup	004324
Pest Control Manager	006462	Police Sergeant	004202
Pest Control Specialist	006470	Police Station Specialist	004334
Pgts Coordinator	005292	Pollution Control Division Cf	001580
Phcd Amp Administrator	003533	Pollution Control Inspector 1	001534
Phcd Applicant Leasing Ctr Mgr	003551	Pollution Control Inspector 2	001535
Phcd Asset Project Manager	003325	Pollution Ctrl Plan Reviewer	001538

MIAMI-DADE COUNTY, FLORIDA

PAY PLAN  
ALPHABETICAL INDEX

JOB TITLE	JOB CODE NUMBER	JOB TITLE	JOB CODE NUMBER
Pool & Pump Technician	007254	Public Facilities Manager 4	007313
Pool Manager	007211	Public Housing Maint Sup	006467
Pool/Lake Lifeguard	007208	Public Service Aide	004301
Portfolio Analyst	000326	Public Works Supervisor 1	006046
Power Systems Supervisor	006549	Public Works Supervisor 2	006047
Power Systems Technician	006550	Public Works Supervisor 3	006048
Principal Planner	002009	Purchasing Specialist	007272
Procure & Policies Trng Coor	000197	Pvb Operations & It Manager	004047
Procurement Analyst	000190	Quality Assurance Engineer 1	000886
Procurement Contract Tech	000170	Quality Assurance Engineer 2	000887
Procurement Contracting Assc	000171	RER Code Comp Legal Liaison	002558
Procurement Contracting Mgr	000181	Raam Landscape Maint Insp Supv	001251
Procurement Contracting Ofc 1	000188	Raam Landscape Maint Inspector	001250
Procurement Contracting Ofc 2	000189	Raam Superintendent	001047
Procurement Contracting Ofc 3	000187	Rail Maintenance Clerk	008076
Procurement Quality Ctrl Spec	000191	Rail Maintenance Control Clerk	008077
Procurement Vendor Svc Spec	000168	Rail Maintenance Worker	008063
Procurment Business Admin	000182	Rail Station Monitor	008116
Production Control Spec	001858	Rail Stock Clerk	008074
Production Support Analyst	001854	Rail Structural Insp Spec	008097
Professional Engineer	001050	Rail Structural Insp Sup	008179
Professional Geologist	001524	Rail Structural Repairer	008065
Professional Land Surveyor	001055	Rail Structure/Track Sup	008180
Program Coordinator Omb	000865	Rail Supervisor	008163
Proj Cost Analyst & Scheduler	006450	Rail Technician/Traction Power	008061
Property Appraiser	000156	Rail Technician/Train Control	008060
Property Appraiser Clerk 1	000102	Rail Traffic Controller	008160
Property Appraiser Clerk 2	000103	Rail Vehicle Cleaner	008069
Property Appraiser Sup 1	000140	Rail Vehicle Cleaner Sup	008167
Property Appraiser Sup 2	000141	Rail Vehicle Electronic Tech	008068
Property Appraiser Sup 3	000142	Rail Vehicle Machinist	008056
Property Evaluation Spec	000122	Rail Vehicle Maintenance Sup	008168
Property Exemptions Clerk	000159	Rail Vehicle Mechanic	008071
Property Exemptions Eval 1	000161	Rail Yard Master	008164
Property Exemptions Eval 2	000162	Range Attendant	007217
Property Exemptions Specialist	000163	Real Estate Advisor	006432
Pros Aquatic Program Manager	007371	Real Estate Analyst	006437
Pros Assistant Range Master	007216	Real Estate Evaluator 1	000110
Pros Assistant Security Chief	007223	Real Estate Evaluator 2	000111
Pros Beach Maintenance Worker	007370	Real Estate Officer	003556
Pros Business Development Spec	007337	Realty Change Clerk	000104
Pros Business Specialist 1	007334	Realty Change Evaluator 1	000130
Pros Business Specialist 2	007335	Recording Specialist	000032
Pros Business Specialist 3	007336	Records Center Clerk 1	000228
Pros Capital Programs Dir	007391	Records Center Clerk 2	000229
Pros Chief Of Operations	007395	Records Center Supervisor	000230
Pros Chief Of Perf Excellence	007397	Records Center Technician 1	000075
Pros Children'S Trust As Instr	007283	Records Center Technician 2	000076
Pros Community Center Manager	007293	Records Management Spec 1	004024
Pros Constr & Maint Sup	007372	Records Management Spec 2	004025
Pros Construction & Maint Mgr	007373	Records Manager	004066
Pros Cooperative Ext Sup	002570	Recreation Leader	007301
Pros Design& Advert Spec	007308	Recreation Specialist 1	007303
Pros Disability Services Mgr	007390	Recreation Specialist 2	007304
Pros Eco Adv Sales&Bus Mgr	007341	Recreation Specialist Sup	007305
Pros Employee Records Spec	007300	Recreation Strategic Planner	007309
Pros Enforcement Specialist	007222	Recreation Therapist 1	002816
Pros Facility Maint Attendant	007529	Recreation Therapist 2	002817
Pros Interpretive Nature Coor	007306	Refridgeration/Ac Mechanic Sup	006533
Pros Lift Mechanic	006590	Refrigeration/Ac Mechanic	006532
Pros Maintenance Supervisor	007366	Rehab Services Supervisor	003060
Pros Master Plan Manager	007329	Rehabilitative Svc Cnstr 1	003049
Pros Mgr,Bus Dev, Pa & Comrels	007382	Rehabilitative Svc Cnstr 2	003050
Pros Natural Areas Attendant	007531	Rer Agenda Clerk	002077
Pros Natural Areas Maint Sup	007230	Rer Agenda Supervisor	002079
Pros Operations Coordinator	007394	Rer Board Administrator	002255
Pros Park Planner 2	007286	Rer Code Comp Collection Mgr	002211
Pros Park Planner 3	007287	Rer Code Comp Projects Coordin	002557
Pros Park Planning Sect Sup	007288	Rer Code Compliance Paralegal	002559
Pros Planning Manager	007327	Rer Com Dev Municipal Pln Lias	002011
Pros Range Master	007218	Rer Community Engagement Mgr	002577
Pros Recreation & Pr Area Coor	007282	Rer Comp Training & Dev Mgr	002238
Pros Regional Manager	007325	Rer Comp Training & Dev Spec	002237
Pros Safety And Training Spec	007292	Rer Compliance Officer 1	002208
Pros Sales Marketing Coor	007338	Rer Compliance Officer 2	002207
Pros Sales System Specialist	007339	Rer Compliance Supervisor	002209
Pros Seasonal Programs Ast	007201	Rer Cont Licensing Enf Sup	002251
Pros Security & Enforcement Cf	007225	Rer Contract Lic Investigator	002203
Pros Security Officer	007226	Rer Contractor Lic Sect Sup	002204
Pros Security Supervisor	007224	Rer Contractor License Rep	002601
Pros Sign/Graphics Artist	007277	Rer Dev Svc Intake Manager	002212
Pros Sound Technician	007252	Rer Div,Ch,Neighborhood Compli	002530
Pros Special Tax District Mgr	007380	Rer Division Chief	002522
Pros Special Tax Supervisor	007536	Rer Division Chief 2	002526
Pros Wellness & Fitness Spec	007279	Rer Division Chief 3	002523
Pub Interment Prog Coor Ast	002919	Rer Division Manager	002525

MIAMI-DADE COUNTY, FLORIDA

PAY PLAN

ALPHABETICAL INDEX

JOB TITLE	JOB CODE NUMBER	JOB TITLE	JOB CODE NUMBER
Rer Endangered Lands Coor	001561	Seaport Constr Cost Analyst	001389
Rer Enforcement Info Spec	002225	Seaport Cruise Operations Mgr	001319
Rer Evaluation Supervisor	002052	Seaport Enforcement Specialist	001300
Rer Impact Fee Supervisor	002074	Seaport Exterminator	001309
Rer Innov & Eco Dev Coordinato	002578	Seaport Facilities Sup	001432
Rer Intergovt Affairs Admin	001588	Seaport Facilities Supt	001434
Rer Licensing Clerk	002514	Seaport Field Technician	001308
Rer Lien Collection Rep	002220	Seaport Fin & Strategic Anl	001484
Rer Lien Collection Supervisor	002210	Seaport Fin Initiatives Admin	001485
Rer Micrographics Records Clk	002234	Seaport Fleet & Maint Officer	001320
Rer Permit & Plans Rep	001550	Seaport Hydraulics Mechanic	001310
Rer Permit And Occupancy Rep	002235	Seaport Intermodal Coor	001479
Rer Permit Records Sup	002215	Seaport Managing Dir/Cfo	001501
Rer Permit Services Specialist	002231	Seaport Maritime Training Spec	001325
Rer Permit&Plans Process Spec	002226	Seaport Operations Manager	001386
Rer Planning Dev Manager	002013	Seaport Operations Specialist	001377
Rer Plans Processor Supervisor	002227	Seaport Pass Svc Equip Sup	001312
Rer Product Control Examiner	002618	Seaport Passenger Safety Ofc	001323
Rer Product Control Inspector	002616	Seaport Planning Coordinator	001477
Rer Product Control Sect Sup	002259	Seaport Public Aff&Comm Dir	001486
Rer Product Control Tech	002245	Seaport Revenue Control Specia	001402
Rer Product Control Unit Sup	002258	Seaport Security Coordinator	001303
Rer Qual Assurance Unit Sup	002260	Seaport Security Liaison Ofc	001381
Rer Rcrd&Plans Processing Coor	002229	Seaport Security Ops Sup	001305
Rer Records Coordinator	001563	Seaport Security Sup 1	001301
Rer Resiliency Coordinator 1	000787	Seaport Security Sup 2	001302
Rer Resiliency Coordinator 2	000788	Seaport Strategy Officer	001481
Rer Resiliency Metrics Analyst	000789	Seaport Superintendent	001315
Rer Resiliency Program Mgr	000790	Seaport Terminal Ops Spec	001317
Rer Roof Product Ctrl Examiner	002622	Seaport,Mgr Strtgc Partnr&Comm	001335
Rer Senior Code Officer	002248	Seaprt Pass/Brdg/Bag Conv Tech	001311
Rer Service Representative	002206	Secretary	000031
Rer Sr Div Cf, Dev Services	002268	Secretary Intergov Affairs	008764
Rer Support Compliance Rep	002221	Secretary To Cty Commission	008621
Rer Support Compliance Rep Sup	002223	Secretary To Sr Deputy Clerk	000087
Rer Support Compliance Spec	002244	Sect Chief, Terminal Ops	005017
Rer Support Section Sup	002252	Section Chief Aviation	005016
Rer Support Specialist	002236	Section8 Hcv Division Director	003490
Rer Unsafe Structure Spec	002243	Security Alarm Specialist	006551
Resilience Plan & Policy Mgr	000791	Security Alarm Systems Sup	006553
Return To Work Specialist	001928	Security Systems Engineer	001866
Revenue & Productivity Anl 1	000343	Security Systems Manager	001876
Revenue & Productivity Anl 2	000344	Semi-Skilled Laborer	006035
Revenue Development Coor	000944	Senior Advisor For Policy	008720
Risk Management Analyst	001974	Senior Advisor To The Cfo	008697
Risk Management Appraiser	001913	Senior Advocate	008696
Risk Management Insurance Rep	001970	Senior Ast To Dept Dir	008640
Risk Management Safety Officer	001967	Senior Audit Budget Mgr	008665
Risk Management Specialist	001973	Senior Auditor	000906
Road Constr Cost Estimator	001040	Senior Aviation Property Mgr	005211
Road Construction Engineer	001043	Senior Bond Analyst	000385
Roadway Lighting Insp Sup	001230	Senior Business Analyst	000855
Roadway Lighting Inspector	001229	Senior Cadastral Tech	001018
Roadway Lighting Technician	006565	Senior Chief, W&S Division	005609
Roof Plans Processor	002172	Senior Comm Legis Analyst	008653
Roofing Field Unit Sup	002111	Senior Commission Aide	008613
Roofing Inspector	002108	Senior Companion	003772
Rsvp Coordinator	003019	Senior Companion Coordinator	003754
Ryan White Fiscal Admin	000852	Senior Companion Field Sup	003753
Ryan White Prog Administrator	000851	Senior Const Spec Writer	001027
Safety Officer	001966	Senior County Comm Clerk	004043
Sales Member&Warehse Spec 1	007343	Senior Court Legal Advisor	004845
Sales Member&Warehse Spec 2	007344	Senior Deputy Clerk	004006
Sbd Captial Imp Project Spec	003622	Senior Division Director, Hr	000471
Sbd Construction Proj Mgr	003680	Senior Dtpw Electronic Tech	008089
Sbd Contract Compliance Ofc 1	003623	Senior Exec Secretary To Clerk	000089
Sbd Contract Compliance Ofc 2	003624	Senior Executive Secretary	000096
Sbd Contractor Comp Coor	003621	Senior Finance Analyst	000383
Sbd Professional Svc Spec	003666	Senior Forensic Technician	002952
Sbd Section Chief	003627	Senior Grants Analyst	000943
Sbd Section Manager	003628	Senior Judicial Spt Admin	004838
Sbd Sr Professional Svc Spec	003667	Senior Lithographer	000249
Sbd Technical Assistance Coor	003685	Senior Mgr Rer Env Sect	001565
Scada Operations Specialist	005589	Senior Personnel Specialist	000412
Sch Crossing Guard Prog Admin	004329	Senior Planner	002008
School Crossing Guard Coor	004328	Senior Pool/Lake Lifeguard	007209
Seaport Asset Manager	001470	Senior Professional Engineer	001051
Seaport Ast Property Manager	001326	Senior Professional Geologist	001528
Seaport Berthing Officer	001314	Senior Prop Appraiser Clerk	000101
Seaport Billing Supervisor	001404	Senior Property Exemptions Clk	000160
Seaport Business Permits Clerk	001390	Senior Realty Change Clerk	000118
Seaport Business Permits Spec	001403	Senior Records Mgmt Spec	004026
Seaport Capital Dev Adm Coord	001459	Senior Regional Mgr	007326
Seaport Cargo Development Coor	001478	Senior Registered Architect	001053
Seaport Cf Operating Officer	001500	Senior Scientist Hydrology	001523
Seaport Collections Specialist	001401	Senior Section Chief, Aviation	005018

MIAMI-DADE COUNTY, FLORIDA

PAY PLAN  
ALPHABETICAL INDEX

JOB TITLE	JOB CODE NUMBER	JOB TITLE	JOB CODE NUMBER
Senior Social Media Specialist	000844	Sr Tech Svc Planner/Scheduler	006465
Senior Tax Records Specialist	000351	Sr. Advisor For Innov & Perf	008710
Senior Telecommunications Tech	001733	Sr. Fire Adv Of Res & Dom Prep	004193
Senior Web Designer	001807	Sr. Human Resources Manager	000417
Senior Web Developer	001812	Sr. Innovation Courts Proj Mgr	004049
Senior Web Publisher	001809	Staff Attorney Comm E&Pt	008813
Service Corps Worker	003758	State Affairs Coordinator	008632
Sewer Inspection Technician 1	005806	State Coordinator	008618
Sewer Inspection Technician 2	005807	Station Manager	002355
Sfwib Ada Coordinator	003833	Stenographic Reporter Sup	000037
Sfwib Administrative Officer 1	003826	Stenographic Reporter	000035
Sfwib Administrative Secretary 2	003854	Storekeeper	000220
Sfwib Agenda Clerk	003825	Stores Clerk	000201
Sfwib Ast Controller	003857	Strategic Initiatives Manager	000892
Sfwib Chief Of Staff	003871	Structural Plans Processor	002173
Sfwib Cont Compliance Officer	003821	Structural Sect Supervisor	002185
Sfwib Contracts Specialist	003830	Subrogation Claims Examiner	001905
Sfwib Customer Svc/Receptionst	003823	Supervisor Of Elections	002430
Sfwib Disabilities Prog Spec	003839	Supervisor, Phcd	003648
Sfwib Eligibility Ver Spec 1	003807	Supv, Hr Testing & Validation	000430
Sfwib Eligibility Ver Spec 2	003808	Sustainability Program Ast	000780
Sfwib Fac & Transportation Ofc	003829	Swim Instructor	007213
Sfwib Facility Coordinator	003834	Systems Administrator 1	001880
Sfwib Finance Administrator	003858	Systems Administrator 2	001881
Sfwib Human Resource Spec	003846	Systems Analyst/Programmer 1	001843
Sfwib Info Technology Manager	003853	Systems Analyst/Programmer 2	001844
Sfwib Job Training Prog Spec	003822	Systems Support Mgr	001853
Sfwib Marketing Specialist	003888	Tax Collector	000371
Sfwib Operations Specialist	003838	Tax Collector Bus Sys Manager	000321
Sfwib Policy Coordinator	003832	Tax Collector Fin Sect Ast Mgr	000362
Sfwib Program Coordinator	003827	Tax Collector Fin Sect Mgr	000379
Sfwib Program Services Sup	003842	Tax Collector Manager	000359
Sfwib Program Specialist	000891	Tax Collector Revenue Spec	000352
Sfwib Quality Assurance Coor	003837	Tax Collector Sup 1	000360
Sfwib Quality Assurance Spec	003836	Tax Collector Sup 2	000361
Sfwib Special Proj Admin 1	003851	Tax Deed Administrator	004098
Sfwib Special Projects Admin 2	003848	Tax Deed Supervisor	004100
Sfwib Transition Specialist	003831	Tax Records Specialist 1	000349
Sfwib Web Designer	003852	Tax Records Specialist 2	000350
Sfwib Youth Program Mgr	003840	Tax System Manager	000341
Sfwib, Exec Ast To Exec Dir	003849	Tech Equip Instructor Supervis	006330
Shared Services Analyst	000425	Tech Services Planner/Sched	006466
Shared Services Specialist	000426	Tech Vendor Program Director	001793
Sign Painter	006540	Technical & Training Sup	003711
Signage And Design Manager	001813	Technical Equip Instructor	006346
Social Media Manager	000835	Technical Services Coordinator	001650
Social Media Specialist	000843	Technical Support Analyst	001860
Social Services Admin	003025	Technical Training Spec 1	001862
Social Services Report Spec	003175	Technical Training Spec 2	001863
Social Worker 1	003006	Technical Training Spec 3	001864
Social Worker 2	003007	Telecomm Bill & Process Coor	001727
Social Worker Aide	003002	Telecommunications Infra Spec	001736
Sp Ground Transportation Coor	001321	Telecommunications Manager	001735
Sp Public Outreach &Event Coor	001378	Telecommunications Tech	001732
Spc Projects Administrator 1	000831	Telecommuns Installer	001731
Spc Projects Administrator 2	000832	Telephone Console Operator 1	000084
Spec Agent Sup Off Insp Gen	008866	Tenant Rights Advocate	002563
Special Agent Oig	008865	Tennis Court Attendant	007241
Special Ast To Chief Judge	004883	Tennis Facility Manager	007353
Special Ast To Court Admin	004893	Theater Administrator	008967
Special Tax District Sup	007374	Theater Box Office Manager	008951
Sports Turf Manager	007535	Theater Crew 1	008925
Sports Turf Sprayer	007540	Theater Crew 2	008926
Sports Turf Supervisor 1	007537	Theater Crew 3	008927
Sports Turf Supervisor 2	007538	Theater Director	008922
Sports Turf Supervisor 3	007539	Theater Food & Bvrg Concsn Mgr	008957
Spray Painter	006517	Theater House Manager	008958
Sprayer	006044	Theater Marketing Coordinator	008952
Sr Security Systems Enginner	001867	Theater Production Mgr	008935
Sr A/E Consultant Sel Coor	000184	Title Analyst	001228
Sr Advisor For Public Safety	004299	Toll Collector	001286
Sr Database Administrator	001870	Toll Enforcement Officer	001288
Sr Dtpw Operations Scheduler	008114	Toxicologist 1	002934
Sr Employee Benefits Spec	001937	Toxicologist 2	002935
Sr Energy Resilience Prog Mgr	000792	Toxicologist 3	002936
Sr Exec Ast To The Dept Dir	001496	Tpo Administration Specialist	000744
Sr Executive Sec, Mayor Off	000098	Tpo Agenda Processing Ast	000741
Sr Mgr, Employee Support Svc	000438	Tpo Board Administration Spec	000743
Sr Micrographic Records Clk	002233	Tpo Budget Administrator	000745
Sr Operating Systems Prog	001851	Tpo Budget Coordinator	000757
Sr Police Bureau Commander	004264	Tpo Chief Communications Ofc	000767
Sr Professional Land Surveyor	001056	Tpo Clerk Of Governing Board	000770
Sr Property Appraiser Sup	000144	Tpo Deputy Adm. Governing Brd	000756
Sr Seaport Berthing Officer	001313	Tpo Deputy Administrator	000777
Sr Systems Administrator	001882	Tpo Exec Asst To The Director	000774
Sr Systems Analyst/Prog	001845	Tpo Finance Manager	000765



MIAMI-DADE COUNTY, FLORIDA

PAY PLAN  
ALPHABETICAL INDEX

JOB TITLE	JOB CODE NUMBER	JOB TITLE	JOB CODE NUMBER
Tpo Intergovernmental Aff Coord	000755	W&S Capital Inventory Spec	005758
Tpo Mobility Planner 1	000761	W&S Capital Projects Director	005955
Tpo Mobility Planner 2	000760	W&S Cashier 1	005725
Tpo Mobility Planner 3	000776	W&S Cashier 2	005726
Tpo Policy & Program Manager	000762	W&S Cctv Equip Inspection Tech	005899
Tpo Prog Admin, Govern Board	000764	W&S Chief Of Staff	005994
Tpo Prog Admin, Transportation	000768	W&S Clerk 2	005702
Tpo Program Development Mgr	000740	W&S Com Center Shift Sup	005912
Tpo Public Involvement Officer	000766	W&S Communications Spt Spc	005751
Tpo Senior Admin Coordinator	000746	W&S Complaint Intake Special	005714
Tpo Spc Proj & Outreach Coord	000773	W&S Const Field Support Coord	005581
Tpo Transit And Regional Mgr	000752	W&S Const Support Mgr	005643
Tpo Transportation Planner 2	000772	W&S Construction Coordinator	005950
Tpo Transportation Planner 3	000775	W&S Construction Proj Sup 1	005579
Tpo Transportation Plng Intern	000758	W&S Contract Compliance Spec	005914
Track Equipment Operator	008066	W&S Custodial Worker 1	005736
Track Repairer	008064	W&S Customer Service Rep 1	005748
Track Shop Supervisor	008183	W&S Customer Service Rep 2	005749
Traction Power Supervisor	008171	W&S Data Entry Specialist 1	005775
Traffic Analyst	001091	W&S Data Entry Specialist 2	005776
Traffic Analyst Supervisor	001093	W&S Division Manager	005987
Traffic Concurrency Admin	001048	W&S Doc Control Specialist Sup	005721
Traffic Control Sys Spec	001092	W&S Document Ctrl Specialist	005720
Traffic Ctrl Std&Spec Coord	001097	W&S Duplicating Equip Operator	005774
Traffic Engineer 1	001094	W&S Electrician	005880
Traffic Engineer 2	001095	W&S Emergency Com Mgr	005916
Traffic Engineer 3	001096	W&S Emp Sfty&Develop Instr	005902
Traffic Engineering Manager	001088	W&S Eng Cost&Scheduling Spec	005536
Traffic Maint Manager	001247	W&S Engineering Survey Tech 1	005888
Traffic Maintenance Repairer	001242	W&S Engineering Survey Tech 2	005889
Traffic Maintenance Supervisor	001246	W&S Env Compliance Spec 1	005631
Traffic Operations Coordinator	004080	W&S Env Compliance Spec 2	005632
Traffic Signal Const Insp	001235	W&S Env Compliance Supv	005633
Traffic Signal Tech Sup	001239	W&S Environmental Chemist 1	005926
Traffic Signal Technician 1	001237	W&S Environmental Chemist 2	005927
Traffic Signal Technician 2	001238	W&S Environmental Chemist 3	005930
Train Control Supervisor	008173	W&S Erp Business Specialist 1	005612
Train Operator	008073	W&S Erp Business Specialist 2	005611
Training Specialist 1	000420	W&S Erp Senior Business Spec	005610
Training Specialist 2	000422	W&S Evaluation&Review Spec	005862
Training Specialist 3	000424	W&S Fleet Management Spec	005990
Transfer Station Supt	006339	W&S Flow Meter Technician	005858
Translator, Miami Dade County	002360	W&S Gis Field Technician	005778
Transportation Officer	006122	W&S Gis Graphics Technician 2	005779
Trash Cran Operator	006212	W&S Gis Qual Assurance Spec	005562
Trash Truck Driver 1	006209	W&S Gis Quality Assurance Sup	005596
Trash Truck Driver 2	006211	W&S Gis Verification Sect Sup	005796
Treatment Plant Operator 1	005852	W&S Hazard Waste Specialist	005924
Treatment Plant Supervior	005555	W&S Heavy Equipment Operator	005830
Tree Trimmer	007250	W&S Information Tech Spec	005784
Turf Equipment Mechanic	007245	W&S Instrument Tech Sup	005546
Tv Broadcast Engineer	002351	W&S Instrument Technician	005850
Tv Director/Editor	002354	W&S Laboratory Technician 1	005762
Tv Producer	002345	W&S Laboratory Technician 2	005765
Urban Horticultural Prog Spec	002501	W&S Leak Detection Equip Spec	005851
Utility Damages Investigator	005936	W&S Legis&Municipal Aff Coord	005963
Utility Equipment Tech Sup	006116	W&S Liability Claims Admin	005934
Utility Plant Operator Sup	006444	W&S Mail Center Clerk 1	005772
Utility Supply Spec 1	005755	W&S Mail Center Clerk 2	005773
Utility Supply Supervisor	005918	W&S Mail Center Sup	005903
Value Adjust Board (Vab) Mgr.	004082	W&S Maint Planner/Scheduler	005965
Variable Data Printing Spec	000240	W&S Maint Repairer	005803
Veteran Services Program Coord	003779	W&S Maintenance Mechanic	005804
Veterans Services Specialist	003204	W&S Maintenance Services Mangr	005967
Veterinarian	001216	W&S Maintenance Shop Sup	005527
Veterinary Assistant	001214	W&S Meter Repair Supervisor	005945
Veterinary Technician	001215	W&S Meter Technician	005857
Victim Crime Act Specialist 1	003013	W&S Microbiologist	005925
Victim Of Crime Act Aide	003014	W&S Micrographics Tech 2	005746
Victim Of Crime Act Spec 2	003015	W&S Mini-Computer Data Tech	005783
Victim Of Crime Act Sup 1	003016	W&S Office Support Spec 2	005712
Victim Of Crime Act Sup 2	003017	W&S Operations & Maint Sup	005969
Video Production Specialist	002332	W&S Operations Coordinator	005743
Videographer/Editor	002334	W&S Paralegal Collection Spec	005739
W & S Sr Const Compliance Spec	005908	W&S Paving Cost Estimator	005920
W&S Account Clerk	005728	W&S Personnel Technician	005752
W&S Assistant Controller	005953	W&S Pipefitter	005848
W&S Ast Chief Of Security	005594	W&S Plans Review Coordinator	005949
W&S Auto Equipment Operator 1	005827	W&S Plant Diesel Maint Sup	005970
W&S Auto Equipment Operator 2	005828	W&S Plant Diesel Mechanic	005844
W&S Automotive Body Worker	005826	W&S Plant Electrical Proj Spec	005841
W&S Backflow Enf Specialist	005822	W&S Plant Electrical Sup	005966
W&S Billing Clerk	005732	W&S Plant Electrician	005840
W&S Business Process Spec	005740	W&S Plant Maintenance Sup	005972
W&S Business Process Sr Spec	005741	W&S Plant Mechanic	005846
W&S Cadastral Technician	005665	W&S Plumber	005882

MIAMI-DADE COUNTY, FLORIDA

PAY PLAN  
ALPHABETICAL INDEX

JOB TITLE	JOB CODE NUMBER	JOB TITLE	JOB CODE NUMBER
W&S Power Plant Operator 1	005842	Word Processing Operator 3	000053
W&S Power Plant Operator 2	005843	Workers Comp Claims Examiner	001931
W&S Procurement Manager	005976	Workers Comp Claims Rep	001925
W&S Projects Compliance Spec	005919	Workers Comp Claims Adjuster	001929
W&S Projects Inspector 1	005895	Wr/Med,Off Of Chr Med Pro	008638
W&S Projects Inspector 2	005897	Youth Enrichment Specialist	007310
W&S Public Affairs Admin	005981	Youth Services Specialist	007128
W&S Public Relations Coor	005975	Zoning Analyst 1	002041
W&S Pump Station Constr Sup	005576	Zoning Analyst 2	002042
W&S Purchasing Specialist	005760	Zoning Clerk	002020
W&S Quality Assurance Coor	000888	Zoning Info Service Manager	002056
W&S Quality Assurance Gis Spec	005662	Zoning Info Service Specialist	002055
W&S Rate Analyst	005932	Zoning Review & Impact Fee Mgr	002057
W&S Real Estate Manager	005933	Zoning Svc Sr Plans Processor	002024
W&S Records Center Clerk 1	005722	Zoning Svcs Plans Processor	002021
W&S Records Center Clerk 2	005707	Zoo Admissions Manager	007476
W&S Refrig/Ac Mechanic	005878	Zoo Admissions Supervisor	007473
W&S Resilience Program Coor	005666	Zoo Animal Beh & Enrich Spc	007459
W&S Safety Supervisor	005913	Zoo Animal Behavior&Enrich Sup	007460
W&S Scada Projects Coordinator	005587	Zoo Animal Science Manager	007475
W&S Scada Support Specialist	005646	Zoo Commissary Keeper	007403
W&S Secretary	005719	Zoo Conservation & Vet Svc Mgr	007488
W&S Security Inspector Sup	005591	Zoo Conservation&Research Spec	007479
W&S Security Sup	005590	Zoo Exhibits Manager	007461
W&S Semi-Skilled Laborer	005802	Zoo Exhibits Technician	007418
W&S Senior Business Analyst	005961	Zoo Graphics&Exhibitory Mgr	007432
W&S Senior Meter Technician	005859	Zoo Group Sales & Events Sup	007474
W&S Senior Microbiologist	005923	Zoo Group Sales&Events Mgr	007453
W&S Senior Program Manager	005982	Zoo Hospital Clerk	007470
W&S Senior Scada Engineer	005585	Zoo Hospital Technician	007419
W&S Septic Waste Attendant	005825	Zoo Miami Keeper 1	007401
W&S Service Technician 1	005837	Zoo Miami Keeper 2	007402
W&S Service Technician 2	005838	Zoo Miami Keeper Aide	007417
W&S Service Technician Sup	005574	Zoo Monorail Maint Sup	007445
W&S Sewer Collection Sys Sup	005539	Zoo Nutritionist	007469
W&S Sewer Lateral Repair	005867	Zoo Operations Manager	007466
W&S Sludge Dewatering Oper 1	005855	Zoo Operations Specialist 1	007463
W&S Sludge Dewatering Oper 2	005856	Zoo Operations Specialist 2	007464
W&S Sp Ast To Dep Dir Of Ops	005597	Zoo Registrar & Records Coord	007404
W&S Special Proj Constr Sup	005584	Zoo Rental Operations Sup	007455
W&S Sr Advisor Cap Proj & Comp	005993	Zoo Rentals Operations Manager	007438
W&S Stores, Warehouse&Proc Mgr	005974	Zoo Staff Veterinarian	007472
W&S Structural Constr Sup	005582	Zoo Superintendent	007492
W&S Structural Maint Sup	005526	Zoo Transportation Guide	007440
W&S Structural Maint Worker	005872	Zoo Transportation Manager	007437
W&S Sys Analyst/Programmer 1	005785	Zoo Transportation Supervisor	007436
W&S Sys Analyst/Programmer 2	005786	Zoological Supervisor 1	007405
W&S Technical Document Special	005715	Zoological Supervisor 2	007408
W&S Training Technician	005753		
W&S Treatment Plant Operator 2	005853		
W&S Utilities Collections Mgr	005917		
W&S Utility Equipment Tech	005817		
W&S Utility Inv & Proc Special	005901		
W&S Utility Supply Spec 2	005756		
W&S Valve Exercise Tech	005866		
W&S Welder	005805		
Warehouse & Purchasing Sup	000253		
Warehouse & Stores Supt	000890		
Warehouse Supply Supervisor	000221		
Waste Attendant 1	006308		
Waste Attendant 2	006309		
Waste Collector	006208		
Waste Enforcement Officer 1	006328		
Waste Enforcement Officer 2	006329		
Waste Equipment Operator	006213		
Waste Operations Clerk	006311		
Waste Plant Electrician	006538		
Waste Plant Mechanic	006537		
Waste Radio Operator	006305		
Waste Scale Operations Sup	006314		
Waste Scale Operator	006312		
Waste Service Clerk 1	006301		
Waste Service Clerk 2	006303		
Waste Service Clerk Sup	006304		
Waste Supervisor 1	006318		
Waste Supervisor 2	006319		
Waste Truck Driver	006215		
Water Distribution Section Sup	005650		
Water Distribution Sup	005603		
Water/Wastewater Ops Manager	005605		
Web Designer 1	001803		
Web Designer 2	001806		
Web Developer	001808		
Web Publisher	001805		
Welder	006560		
Women'S Park Facility Manager	007319		