

ECONOMIC IMPACT

The Miami-Dade County Airport System



Miami-Dade Aviation Department

ECONOMIC IMPACTS OF MIAMI INTERNATIONAL AIRPORT AND THE GENERAL AVIATION AIRPORTS OPERATED WITHIN THE MIAMI-DADE COUNTY AIRPORT SYSTEM

IMPACTS	MIA-SITE GENERATED	MIA VISITOR INDUSTRY	GA-SITE GENERATED	GA VISITOR INDUSTRY	TOTAL IMPACTS
JOBS					
<i>DIRECT</i>	36,797	114,492	1,089	94	152,472
<i>INDUCED</i>	24,731	41,398	794	35	66,958
<i>INDIRECT</i>	21,888	38,747	1,947	31	62,613
TOTAL	83,416	194,637	3,830	160	282,043
PERSONAL INCOME (MILLIONS)					
<i>DIRECT</i>	\$1,650.2	\$2,358.6	\$55.4	\$2.1	\$4,066.3
<i>RE-SPENDING/CONSUMPTION</i>	\$2,464.6	\$1,865.0	\$82.8	\$1.6	\$4,414.0
<i>INDIRECT</i>	\$784.4	\$812.0	\$89.9	\$0.7	\$1,687.0
TOTAL	\$4,899.2	\$5,035.6	\$228.2	\$4.3	\$10,167.3
AVERAGE INCOME/DIRECT EMPLOYEE	\$44,846.0	\$20,601.0	\$50,916.0	\$21,883.0	
BUSINESS REVENUE (MILLIONS)	\$12,144.3	\$14,343.4	\$247.0	\$11.5	\$26,746.1
LOCAL PURCHASES (MILLIONS)	\$1,357.9	\$1,216.7	\$141.4	\$1.0	\$2,717.0
STATE AND LOCAL TAXES (MILLIONS)	\$489.9	\$503.6	\$22.8	\$0.4	\$1,016.8
FEDERAL GOVERNMENT AVIATION SPECIFIC TAXES (MILLIONS)	\$654.5	NA	\$0.4	NA	\$654.9

Explanation of Table

Direct Jobs - are jobs directly generated by airport activity, which would vanish if activity at Miami International Airport and the General Aviation Airports were to cease.

Induced Jobs - are jobs created throughout the local economy because individuals directly employed due to airport activity spend their wages locally on goods and services such as food, housing and health care. Also included in this category are non-consumption driven jobs supporting the direct jobs such as jobs with state and local government agencies (including public schools) and personal and business services (including private education, real estate and financial services).

Indirect Jobs - are jobs generated due to the purchase of goods and services by firms dependent

upon airport activity. This includes local purchases by the airport tenants, the airport administration, and the hotels, restaurants, and retail outlets in the area visitors industry.

Personal Income - is the measure of personal wages and salaries received by individuals directly employed due to airport activity.

Business Revenue - is the revenue to firms providing services at the airports and to local visitor industry firms.

Local Purchases - purchases made by firms dependent on airport activity.

Tax Impacts - Federal, state and local tax impacts are tax payments to the Federal, state and local governments by firms and by individuals whose jobs are directly dependent upon activity at Miami International Airport and the General Aviation Airports.

DIRECT JOB IMPACTS BY CATEGORY DURING 2008

IMPACT CATEGORY	DIRECT JOBS
AIRLINE/AIRPORT SECTOR	
PASSENGER AIRLINES	10,547
CATERING (NON AIRLINE-OWNED)	763
FEDERAL GOVERNMENT	3,483
MIAMI AIRPORT ADMINISTRATION	1,662
RETAIL CONCESSIONS	2,244
FIXED BASE OPERATORS/HEAVY MAINTENANCE	3,644
CLEANING SERVICES	635
SECURITY/SKYCAPS	1,872
PERMIT HOLDERS	295
MISCELLANEOUS	229
PARKING	155
SUBTOTAL	25,529
FREIGHT TRANSPORTATION SECTOR*	
FREIGHT AIRLINES & COURIERS	4,747
FREIGHT FORWARDERS	916
SUBTOTAL	5,663
GROUND TRANSPORTATION SECTOR	
RENTAL CARS	1,011
TAXIS	870
LIMOS/BUS/VANS	734
SUBTOTAL	2,615
CONSTRUCTION AND CONSULTING SECTOR	2,990
TOTAL	36,797

*PASSENGER AIRLINES INCLUDE 637 JOBS DEDICATED TO AIR FREIGHT



Jobs

Miami International Airport Employment Impacts

Activity at Miami International Airport supported 278,053 direct, induced and indirect jobs.

Direct Jobs - The Airport generated 36,797 direct jobs, of which the majority, 10,547 jobs were employed directly with the airlines serving the airport.

Induced Jobs - Because of the local purchases by the 36,797 directly employed, an additional 24,731 induced jobs were supported in the local economy. The majority of these induced jobs are supported

in the local and state government, professional and personal services sector of the economy, followed by jobs in the local grocery stores and restaurants and with the local housing and real estate sector.

Indirect Jobs - As the result of \$1.4 billion of local purchases by the firms dependent upon the airport, an additional 21,888 indirect jobs were supported in local office supply firms, retail and wholesale outlets, telecommunications firms and machine and parts firms.

Visitor Industry Employment Impacts – 194,637 direct, induced and indirect visitor industry jobs generated \$5.0 billion in wages and salaries.

TAX IMPACTS

Airport activity at Miami International Airport, including visitor industry impacts, generated \$993.5 million of state, county, and municipal taxes; and \$654.5 million of Federal aviation-specific taxes.

Direct airport activity generated approximately \$489.9 million of state, county, and municipal taxes in 2008. Of the \$489.9 million of direct tax revenue, \$277.3 million was received by the State of Florida, and nearly \$212.6 million of tax revenue from airport activity were received by the county and municipal governments.

As a result of passenger and air cargo activity, \$654.5 million of Federal aviation-specific taxes are generated. These taxes include the domestic passenger departure tax, the air cargo tax, and taxes on departing and arriving international passengers, as well as security fees.

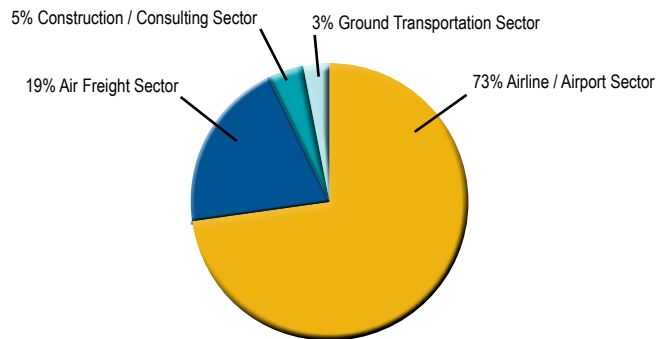
Summary of Annual Tax Impacts Millions of Dollars, 2008

TYPE OF TAX	TAXES (MILLIONS)
STATE AND LOCAL TAXES	
STATE	\$277.3
COUNTY/MUNICIPAL	\$212.6
TOTAL STATE AND LOCAL	\$489.9
FEDERAL AVIATION SPECIFIC TAXES	
CARGO WAYBILL	\$11.3
INS	\$234.1
DOMESTIC PASSENGER TAX	\$273.3
INTERNATIONAL DEPARTURE	\$135.8
TOTAL FEDERAL AVIATION SPECIFIC	\$654.5

TOTALS MAY NOT ADD DUE TO ROUNDING

REVENUE IMPACT

The passenger and air cargo activity at Miami International Airport created \$12.1 billion of business revenue to firms supplying passenger and air cargo services at the airport. The majority of this revenue was received by airlines carrying the enplaning passengers at Miami International Airport, while air cargo operations generated 19 percent of the \$12.1 billion of business revenue.




Visitor Industry

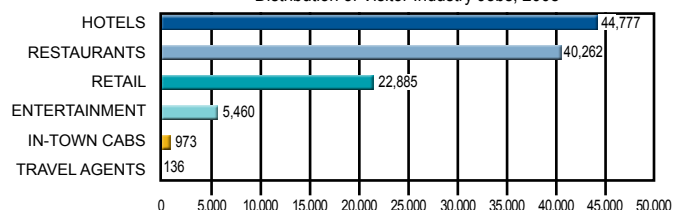
Travelers on business and pleasure visits are vital elements to the local area economy. Miami International Airport is the primary gateway to the region, and as such, provides air services key to the area's visitor industry.

8.0 million visitors arriving via the airport are estimated to have spent \$14.3 billion in the Miami metropolitan area for retail purchases, lodging, food, entertainment, and in-town transportation. Spending of this \$14.3 billion by visitors supported 114,492 direct visitor industry jobs.

Distribution of Visitor Industry Expenditures, 2008
(Millions of Dollars)



Distribution of Visitor Industry Jobs, 2008



Executive Summary

In 2008, an update to the 2006 Economic Impact Study commissioned by the Miami-Dade Aviation Department and prepared by the firm Martin Associates was completed. The same methodologies and conclusions were used to estimate the 2006 and 2008 impacts. Therefore, a direct comparison between the results of these studies can be made. The purpose of the Economic Impact Study is to quantify the economic contribution of the Miami-Dade County Airport System on the local and regional economies.

Overall in 2008, the passenger and air cargo activity at Miami International Airport and the General Aviation Airports generated:

- **Over 282,000 jobs in the South Florida region,**
- **\$10.2 billion of direct, induced and indirect personal income,**
- **\$26.7 billion of business revenue,**
- **Over \$1 billion of state and local taxes, and**
- **\$654.5 million of federal aviation-specific taxes.**

The study also underscores the importance of aviation to the visitor industry in Miami. Over 8 million visitors arriving at Miami International Airport and the General Aviation Airports spent over \$14.3 billion in the Miami visitor industry. These purchases were made for food, lodging, entertainment, retail and transportation services. A total of 194,637 direct, induced and indirect jobs were generated by these visitors.

Miami International Airport generates the major portion of the economic impact statistics. In 2008, MIA handled 34 million passengers and 2.0 million tons of air cargo.

The Greater Miami and South Florida economies continuously depend on attracting more business, investment and visitors to the area. Therefore, it is increasingly important that MIA provide the necessary infrastructure and access for the growing needs of a global air transportation system. As passenger and air cargo activities continue to grow, so will MIA in its role as the major contributor to the economy of the region.

Economic Impacts of Miami International Airport and the General Aviation Airports operated within the Miami-Dade County Airport System

IMPACTS	TOTAL IMPACTS	
	2006	2008
JOBS		
DIRECT	147,115	152,472
INDUCED	64,602	66,958
INDIRECT	60,659	62,613
TOTAL	272,376	282,043
PERSONAL INCOME (MILLIONS)		
DIRECT	\$3,921.2	\$4,066.3
RE-SPENDING/CONSUMPTION	\$4,258.8	\$4,414.0
INDIRECT	\$1,620.4	\$1,687.0
TOTAL	\$9,800.4	\$10,167.3
BUSINESS REVENUE (MILLIONS)	\$25,560.1	\$26,746.1
LOCAL PURCHASES (MILLIONS)	\$2,608.5	\$2,717.0
STATE AND LOCAL TAXES (MILLIONS)	\$980.0	\$1,016.8
FEDERAL GOVERNMENT AVIATION-SPECIFIC TAXES (MILLIONS)	\$638.4	\$654.9





MIAMI-DADE COUNTY

Carlos Alvarez
Mayor

BOARD OF COUNTY COMMISSIONERS

Dennis C. Moss
Chairman

José "Pepe" Diaz
Vice Chairman

Barbara J. Jordan
District 1

Katy Sorenson
District 8

Dorrin D. Rolle
District 2

Dennis C. Moss
District 9

Audrey M. Edmonson
District 3

Senator Javier D. Souto
District 10

Sally A. Heyman
District 4

Joe A. Martinez
District 11

Bruno A. Barreiro
District 5

José "Pepe" Diaz
District 12

Rebeca Sosa
District 6

Natacha Seijas
District 13

Carlos A. Gimenez
District 7

Harvey Ruvin
Clerk of Courts

George M. Burgess
County Manager

Robert A. Cuevas Jr.
County Attorney

José Abreu, P.E.
Aviation Director