

2009-2010



PASSENGER



MIAMI-DADE AVIATION DEPARTMENT
www.miami-airport.com



MIA's ROLE AS THE HEMISPHERIC PASSENGER HUB

MARKET OVERVIEW

THE LOCAL MARKET

Miami International Airport (MIA) serves a culturally diverse and affluent population base, spanning Miami-Dade, Broward and Palm Beach counties and comprising one of the top ten largest metropolitan areas in the United States with over 5.4 million residents.

Miami-Dade County accounts for almost half of the population of Southeast Florida.

THE VISITOR MARKET

Miami-Dade consistently generates more than 10 million visitors annually. Miami is the third top destination in the USA for international tourists

and has consistently ranked among the top five preferred destinations in the USA for international travelers since 1990.

Greater Miami offers exceptional natural assets, including an ideal year-round climate, renowned beaches and world class attractions. Miami also offers the close proximity to all of the Orlando area tourist attractions as well.

During 2008, Miami's visitor numbers rose to 12.1 million, with 5.8 million, or 48% international visitors and 6.3 million, or 52% domestic visitors.

Over 92% of all visitors to Miami arrive by air.

The Port of Miami is the world's busiest cruise port, with nearly 4 million passengers per year. The world's largest cruise lines are based in Miami. MIA provides the Port of Miami with over 60% of its passenger base.

THE BUSINESS MARKET

With an exceptional international business base, Miami-Dade is the hemispheric center for commerce in the Americas, facilitated by extensive business infrastructure and a multicultural, multilingual population.


Miami excels in international trade and finance and serves as the base for transactions between North America and the world with the Latin American / Caribbean region.

RANKINGS OF MAJOR U.S. AIRPORTS

International Passengers 2008

Rank	Airport	City	Int'l Passengers (Millions)	% Change
1	New York Kennedy (JFK)	New York	22.4	4.0%
2	Los Angeles International (LAX)	Los Angeles	16.7	-3.3%
3	Miami International (MIA)	Miami	16.1	3.9%
4	O'Hare International (ORD)	Chicago	11.4	-3.3%
5	Newark International (EWR)	Newark	11.1	3.6%
6	Hartsfield Atlanta International (ATL)	Atlanta	9.2	3.2%
7	San Francisco International (SFO)	San Francisco	9.0	0.0%
8	Houston Intercontinental (IAH)	Houston	8.0	3.1%
9	Washington Dulles International (IAD)	Washington, DC	6.2	4.9%
10	Dallas-Ft. Worth International (DFW)	Dallas	5.4	-2.4%

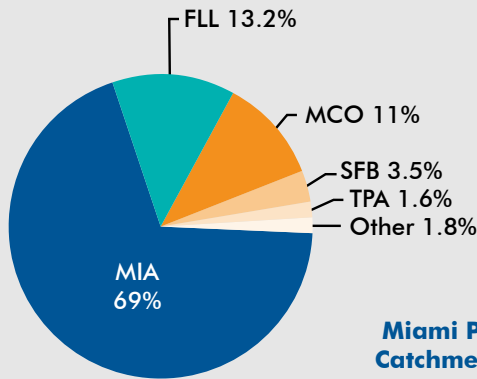
Source: ACI/CY 2008



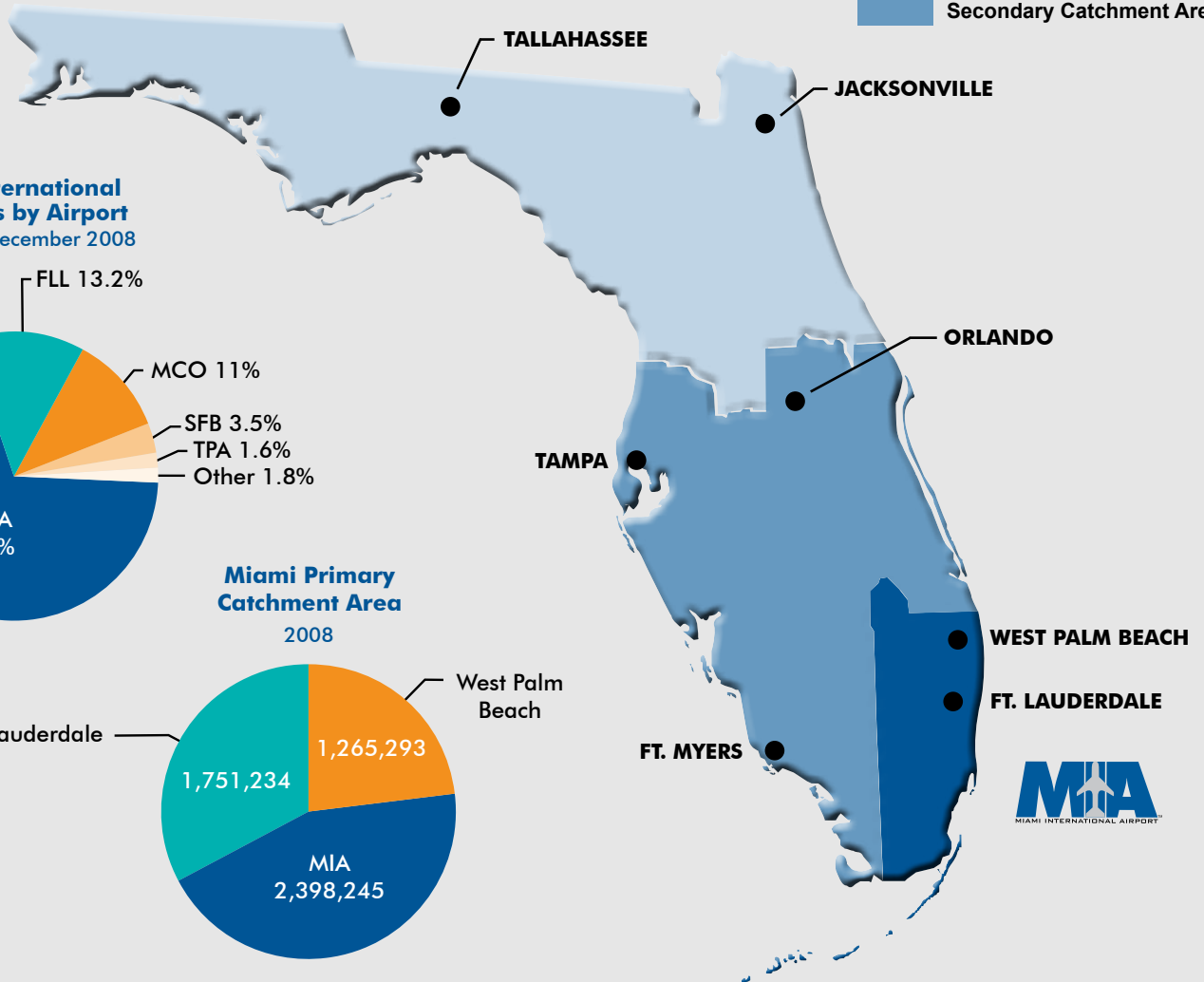
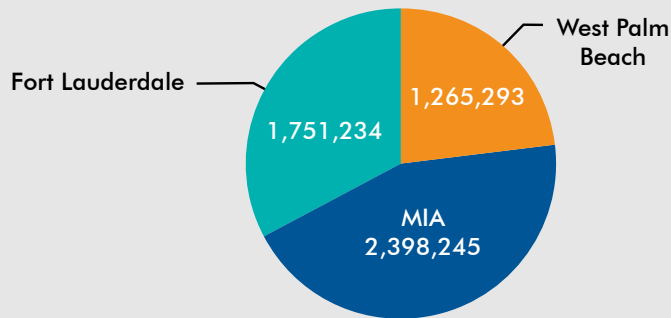
MIA-FLORIDA CATCHMENT AREA MAP

Primary Catchment Area
 Secondary Catchment Area

Florida International Passengers by Airport
Year Ending December 2008



Miami Primary Catchment Area
2008



There are about 1,000 multinational corporations in the area, of which nearly 600 companies maintain Latin American headquarters.

With the third largest consular corps in the USA, greater Miami has 74 foreign consulates, 44 bi-national chambers of commerce and 12 foreign trade offices.

Miami excels in international trade finance and investment and has the largest concentration of domestic and international banks south of New York City, with over 150 financial institutions and 44 foreign bank agencies.

International trade is a leading Miami industry with air trade value rising to \$40.7 billion during 2008, an increase of over 17% from 2007.

MIA OVERVIEW

MIA RANKINGS AND STATURE

Miami International Airport is the third leading gateway to the USA along with New York-JFK and Los Angeles.

MIA is the largest gateway to the Latin American / Caribbean region with nearly 1,000 weekly departures to 63 destinations in the region.

MIA is the premier international gateway to Florida, handling nearly 70% of Florida's total international passenger traffic.

With a catchment area that reaches and encompasses Orlando, Miami provides global access for Florida's high and growing population, as well as serving as the entry point for millions of annual visitors and

business travelers who choose Florida for leisure and/or business purposes.

MIA AIR SERVICE ATTRIBUTES

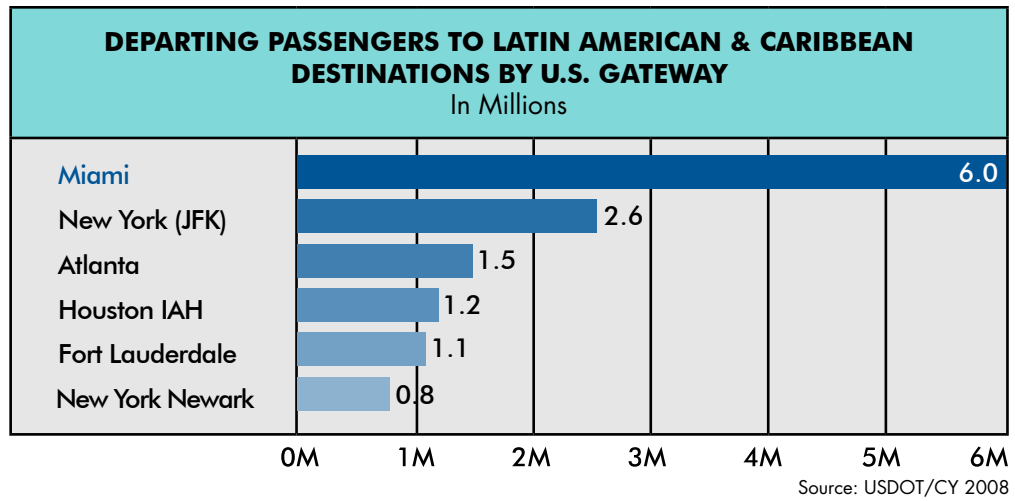
MIA offers an extensive air service network stretching to nearly 150 destinations on four continents. Air service is provided by a total of 70 scheduled and 22 charter carriers.

During 2008, a total of 34.1 million passengers traveled through MIA of which 16.1 million, or 47% were international, and 17.9 million, or 53% were domestic. MIA maintains one of the highest international to domestic passenger ratios of any US airport.

MIA supports multiple airline and multiple daily frequencies to virtually every capital and secondary city / business center in the Latin American / Caribbean region.

During 2008, MIA handled 49% of the U.S. - South American passenger market, 30% of U.S. - Central American and 27% of the U.S. - Caribbean passenger markets.

MIA is the largest connecting point for flights between the Americas, and for flights between the Americas and Europe.



MIA PASSENGER FACILITIES

MIA is less than three years away from completing a \$6.2 billion Capital Improvements Program (CIP), encompassing all aspects of airport operations, from the Terminal and roadways to the airfield.

The CIP's most dramatic components are the building extensions at either extreme of the Central Terminal, designated South and North Terminals. Combined, the new terminals will add over 4 million square feet to MIA's existing 3.5 million square feet of space.

South Terminal

The new South Terminal is open and extends from Concourse H to the new Concourse J and provides the following amenities:

- An additional 1.7 million square feet to MIA.
- 28 gates and three checkpoints.

- A new federal inspection facility able to process 2,000 passengers per hour.
- 60,000 square feet of concession space, including 61 food and beverage, retail and duty-free shops.

United Airlines, their partners in the star Alliance and code share airlines, as well as Delta Air Lines, their alliance partners in the SkyTeam and code share airlines occupy the new facilities.

North Terminal

The North Terminal will encompass more than 3.2 million square feet upon its phased completion in early 2011. This project will provide extensive facilities and conveniences, including:

- A new 48-gate facility, over 1.1 miles in length, capable of accommodating fully independent domestic and international arrivals at each gate.

- Attached Regional Commuter gates/facility.
- A new federal inspection facility with 72 check lanes able to process up to 3,600 passengers per hour.
- An automated people mover moving 9,000 passengers per hour.
- A gate delivery automatic Baggage Handling System (BHS) with over 9.5 miles of conveyors with a capacity to process 8,400 bags per hour.
- 166,922 square feet of concession space, including 118 food and beverage, retail and duty-free shops.

American Airlines, American Eagle and oneworld Alliance airlines will be located in the North Terminal.

KEEPING MIA COMPETITIVE

New Air Route Initiatives

The Miami-Dade Aviation Department, operator of MIA, is seeking expansion and diversification of its air route network both abroad and in the United States for passenger and air cargo service.


International route development is presently focused on new and expanded air service to destinations in Europe, Asia, Africa and the Middle East/Gulf Region. Several destinations

in each world region are targeted as premium points in MIA's expansion efforts and will receive additional benefits as part of the MIA air service incentive program.

Domestic route development is focused on expansion of frequencies in MIA's top city pairs, new route considerations to secondary markets, and diversification of the domestic product for greater traveler choices, including recruitment of low cost carrier service.

Air Service Incentives to Airlines

Air service incentives are now available in a new and expanded program being offered by MIA. **ASIP2**, offers landing fee and other benefits to passenger and cargo carriers in various broad and narrower arrangements according to the desired services being sought by MIA. A brochure containing all details, benefits and qualifications is offered on-line at www.miami-airport.com.



MIA TOP MARKETS & TOTAL PASSENGERS YEAR 2008

DOMESTIC	
New York, New York	2,752,291
Atlanta, Georgia	1,528,536
Chicago, Illinois	1,201,350
Dallas/Ft. Worth, Texas	971,506
San Juan, Puerto Rico	965,503
Washington, DC	960,596
Los Angeles, California	856,339
Orlando, Florida	824,995
Boston, Massachusetts	690,436
Charlotte, North Carolina	621,280
Philadelphia, Pennsylvania	543,626
Houston, Texas	538,499
Tampa, Florida	442,191
San Francisco, California	382,058
Detroit, Michigan	284,643
Raleigh/Durham, North Carolina	255,725
Baltimore, Maryland	253,530
Las Vegas, Nevada	247,714
Denver, Colorado	232,860
Minneapolis, Minnesota	230,719
St. Thomas, U.S. Virgin Islands	228,508
New Orleans, Louisiana	213,745
St. Louis, Missouri	204,321
Key West, Florida	160,828
Jacksonville, Florida	152,771

INTERNATIONAL	
Mexico	1,108,587
Colombia	1,087,485
Brazil	969,823
Dominican Republic	908,622
Venezuela	865,332
United Kingdom	806,811
Bahamas	726,705
Jamaica	604,278
Canada	588,649
Costa Rica	579,050
Argentina	496,280
Peru	486,387
Ecuador	483,080
Haiti	460,679
France	414,678
Panama	405,613
Germany	398,199
Spain	359,483
Cayman Islands	358,709
Trinidad and Tobago	357,699
Honduras	334,151
Nicaragua	312,786
Guatemala	283,436
Chile	269,724
Netherlands Antilles	253,861

Source: USDOT, T100 Database 2008



MIAMI-DADE COUNTY

Carlos Alvarez
Mayor

BOARD OF COUNTY COMMISSIONERS

Dennis C. Moss
Chairman

José "Pepe" Díaz
Vice Chairman

Barbara J. Jordan
District 1

Dorrin D. Rolle
District 2

Audrey M. Edmonson
District 3

Sally A. Heyman
District 4

Bruno A. Barreiro
District 5

Rebeca Sosa
District 6

Carlos A. Giménez
District 7

Katy Sorenson
District 8

Dennis C. Moss
District 9

Senator Javier D. Souto
District 10

Joe A. Martínez
District 11

José "Pepe" Díaz
District 12

Natacha Seijas
District 13

Harvey Ruvin
Clerk of Courts

George M. Burgess
County Manager

Robert A. Cuevas, Jr.
County Attorney

José Abreu, P.E.
Aviation Director

Miami-Dade County provides equal access and equal opportunity in employment and services and does not discriminate on the basis of disability.
"It is the policy of Miami-Dade County to comply with all of the requirements of the Americans with Disabilities Act."



MIAMI-DADE AVIATION DEPARTMENT / MARKETING DIVISION

Telephone: 305.876.7862 • Fax: 305.876.7398 • Email: marketing@miami-airport.com