


MIAMI-DADE AVIATION DEPARTMENT

RATES, FEES & CHARGES

FISCAL YEAR 2022



Finance and Strategy Group:
Financial Planning and
Performance Analysis Division
Miami - Florida

MIAMI-DADE AVIATION DEPARTMENT **RATES, FEES, AND CHARGES FOR FISCAL YEAR 2022**

TABLE OF CONTENTS

SUMMARY

Summary of Airline Charges	1
Airline Cost Per Enplaned Passenger	2
Airline Rates and Charges Methodology	3
Residual Landing Fee	3
Terminal Rentals	4
Terminal User Fees	5

AIRSIDE

Landing Fee Calculation	7
Aircraft Parking Fees	8
Overtime Parking	8
Premium Charges	8
Major Maintenance	8
Cargo Aircraft Parking Position Fees	9
Derelict or Non-Operating Aircraft	9
Fees for Charter Airlines	9
VIP Ramp Escort	9
Handling By FBO	10
Handling By Authorized Ground Handler	10
Handling By Maintenance Repair Overhaul (MRO) Entity	10
Ground Support Charges	11
Pre-conditioned Air Fee	11
MDAD Loading Bridges Fee	11
MDAD VDGS (Visual Docking Guidance System) Fee	11
MDAD Stair Truck Usage Fee	11
Escort Fee for Aircraft	11
Escort Fee for Delivery Vehicles or Non-Passenger Vehicles	11
Escort Fee - Vehicle Escort for VIP Pickup at General Aviation Aircraft	11
Fuel Stop Fees	11
General Aviation Center (GAC) Facility Fee	11
Activity Fees by Aircraft Type	12a to 12e

TERMINAL

Airline Activity Based Fees	13
Concourse Use Fee	13
Preferential Gate Fee	13
Baggage Claim Fee	13
Screening Use Fee	13
International Facilities Use Fee	13
Terminal Rental Rates and Fees Calculations	14
Average (Class III) Terminal Rental Rates	14
Weighted Rental Rates	14
CUTE Rates (Common Use Terminal Equipment)	15
CUTE Gate Rates	15
Ticket Counter Usage Fee	15
CUTE Dynamic Signage (Back-wall Display)	15
CUTE Back-office / Operations / Educational Equipment	15
Manual CUTE Ticket Counter Rates	15

Miscellaneous CUTE Charges	16
CUTE Rate Based on Departing Aircraft Seat	16
CUSS Charges (Common Use Self Service)	16
CCTV Charges (Closed-Circuit Television)	16
Calculation of CUTE Fees	17
 LANDSIDE	
Public and Employee Parking	18
Public Parking	18
Standard Parking Rates	18
Valet Parking	18
Parking Space Reservation	18
Terminal Garages	18
Disabled Parking	18
Over-height Vehicles	18
Employee Parking Decals	19
Motorcycle Parking Decals	19
Long-term Parking Magnetic Cards	19
Contractor Parking	19
Towed Vehicles	19
Ground Transportation Fees	20
Mobile Food Truck Vendor Fee	21
Taxicab Operation Fee	21
Ground Transportation Annual Permit Renewal Fee	21
Ground Transportation Permit Late Renewal Fee	21
Authority to Revise or Adjust Building and Land Rental Rates	21
Land Rental Rates - Miami International Airport	22
Paving Rates - Miami International Airport	22
Building Rental Rates - Miami International Airport	23
Loading Dock	28
Utility Rates	28
Trailer Parking & Modular Units	28
Automobile Parking	28
Antennae Installation	28
Land Zone Map (Zones 1, 2, 3, 4, 5, 6, 7, 8, 9)	30
 FUEL FARM	
Fuel Flowage Fees	31
Fuel Flowage Fee Calculation Explanation	31
 GENERAL AVIATION	
General Aviation Airport Fees and Charges	32
Operational Closure Fee	32
Aerial Advertising Fee	32
Aircraft Parking at General Aviation Airports	32
Conference Room Rental Fee (Miami Executive Airport and Miami-Opa-Locka Executive Airport)	32
Off-Road Vehicle Parking Fee at Training and Transition Airport	32
Fuel flowage fee at the General Aviation Airports	32
Usage of Training and Transition Airport	32
AOA (Aircraft Operating Area) Decal for General Aviation Airport Commercial Vehicles and Equipment	32
AOA Decal for General Aviation Airport Privately Owned Vehicles and Equipment	32
AOA Decal Replacement Fee for General Aviation Airport Vehicles and Equipment	32
AOA Decal Late Application Fee	32, 39
Building Rental Rates - Miami – Opa Locka Executive Airport (OPF)	33
Building Rental Rates - Miami Executive Airport (TMB)	34
Building Rental Rates - Miami Homestead General Aviation Airport (X51)	35

TELECOMMUNICATIONS

Telecommunications Fees	36
Wireless Services Providers	36
Cable Television (CATV) Recovery Fee	36
Coaxial Cable Recovery Fee	36
Wireless Data Port with Internet Access Fee	36
Wireless Network Access Fee for Multiple Users and Proprietary Tenants	36
Offsite FIDS Rate	36
Network Port Costs	36
Equipment Rental Costs	36
STS (Shared Tenant Services) Fees	37

MISCELLANEOUS

Miscellaneous Fees and Charges	38
Opportunity Fee for Third-Party Vendors	38
Penalty Fee for Employing Unpermitted Service Vendors	38
Miscellaneous Air Carrier Fees	39
Disruptive Passenger Fee	39
Ground Service Equipment (GSE) Impoundment Fee	39
Aircraft Handling Chock Fee at the General Aviation Center or Remote Locations	39
Employee (MDAD Tenant) ID Badge Fees	39
Employee Identification Badge Fee	39
Lost or Unaccounted Employee ID Badge Fee	39
Failure to NOTIFY and RETURN Terminated Employee ID Badge Fee	39
TSA 5% Rule Violation Fee	39
Fingerprinting Fee	39
Airside Vehicle, Training and Decal/Permit Replacement Recommended Fees	39
AOA Decals	39
AOA Decals (Late Renewal, Lost or Unaccounted)	39
AOA Driver Training	39
AOA Movement Area Training	39
Loading Bridge Training	39
AOA Driver Training, Movement Area, Loading Bridge Training Permit Replacement Fee	39
AOA Decal Late Application Fee	32, 39
Into-Plane Fueling Fee (Non-commercial Aircraft)	39
Airline VIP Clubs	39
Opportunity Fee	39
Concession Fee	39
Airspace Evaluation	40
Preliminary Airspace/Land Use Letter of Determination	40
Final Airspace/Land Use Letter of Determination	40
Variance Application Fee (Airport Zoning Regulations)	40
Letter of Determination Fee (Land Use Zoning Analysis)	40
MDAD Technical Reviews and Written Comments	41
Cell Towers and Other Structures Under 200 Feet Above Mean Sea Level	41
Request for Written Comments	41
Request for Written Comments (revised plans)	41
Development Impact Committee or Equivalent Large-Scale Zoning Hearing Application	41
Permissible Crane (or Equipment) Height Determination	41
Permissible Crane (or Equipment) Height Determination Extension Fee	41
Permissible Crane (or Equipment) Height Determination Additional Coordinates	41
Request for New Letter of Determination Due to Expiration	41
Passenger Facility Charge (PFC)	41

Other Fees.....	42
Auditorium Use Fee (Miami International Airport)	42
Conference Room Use Fee (Miami International Airport – Non Terminal).....	42
Consular Lounge Annual Membership Fee	42
Consular Lounge Rental Fee for Non-Member Organizations	42
Interfaith Chapel Fee	42
Digital Media Sales Fee (Fixed).....	42
Digital Media Sales Fee (Per 1,000 impressions).....	42
Electric Cart Registration Fee.....	42
Electric Cart Lost Registration Fee.....	42
Electric Cart Late Registration Fee.....	42
Late Revenue Reporting Fee	42
Wheelchair Lift Fee	42
Security Violation Fee.....	42
Permit Application Fee for Providers of Goods and Services	42
Fee for Violating Terms of Permit or for any other Violations.....	42
Tenant’s Failure to Disclose its Vendors, Sub-tenants, Assignees, Contractors or Sub-contractors	42
Permittee’s Failure to Disclose its Customers	42
Interest Charged on any Under-reported or Non-reported Revenue.....	43
Aircraft Demolition Fee.....	43
Baggage or Property Impound Fees	43
Background Check Fee.....	43
Animal Inspection Facility User Fees.....	43
Average Electrical Consumption per Kilowatt Hour	43
Airside Enforcement Processing Fee	43
Violation Fees for Airport Concessionaires and Tenants.....	44
Violation of Permitted Use of a Location	44
Failure to Maintain Required Hours of Operation.....	44
Failure to Submit Required Documentation and Reports	44
Failure to Comply with Request for Mandatory Response.....	44
Unauthorized Advertising.....	44
Failure to Maintain Premises in a Clean State	44
Failure to Maintain Pricing at a Level Required by Agreement, or to Conduct Surveys.....	44
Installation of Unapproved Items in Locations.....	44
Violation of Other Terms and Conditions	44

APPENDICES

APPENDIX A

Terminal Rental Calculations – Allocation of Expenses by Cost Center	A-1 to A-6
--	------------

APPENDIX B

CUTE / CUSS.....	B-1 to B-6
------------------	------------

APPENDIX C

Airport Traffic Report.....	C-1
-----------------------------	-----

SUMMARY

Summary of Airline Charges Miami International Airport FY 2021 – 22

	Adopted FY 2019-20	Adopted FY 2020-21	Adopted FY 2021-22	Variance Adopted vs. FY 2021			
Rate Type				Amount	Percentage		
AIRFIELD							
Landing Fees	\$1.62	\$1.62	\$1.62	\$0.00	0.0%		
Loading Bridge - per arrival only (1)	\$35.00	\$35.00	\$70.00	\$35.00	100.0%		
Loading Bridge - per departure only (1)	\$35.00	\$35.00	\$0.00	(\$35.00)	-100.0%		
Loading Bridge with Preconditioned Air: (1)							
Narrow-body	\$18.34	\$18.34	\$87.61	\$69.27	377.7%		
Wide-body	40.58	40.58	108.96	68.38	168.5%		
Jumbo-body	54.15	54.15	121.98	67.83	125.3%		
TERMINAL							
		Common Use	Preferential Gate Use	Common Use	Preferential Gate Use		
Preferential Gate Use Annual Fee (per gate)	n/a	n/a	\$666,161.83	n/a	\$648,105.45	(\$18,056.38)	-2.7%
Domestic Arriving Seat Charge							
Concourse Use Concourse Fee (2)	\$2.40	\$4.91	n/a	\$4.91	n/a	\$0.00	0.0%
Domestic Baggage Claim Fee	0.87	0.92	0.92	1.00	1.00	0.08	8.7%
	\$3.27	\$5.83	\$0.92	\$5.91	\$1.00	\$0.08	1.4%
Domestic Departing Seat Charge							
Common Use Concourse Fee (2)	\$2.40	\$4.91	n/a	\$4.91	n/a	\$0.00	0.0%
Security Screening Fee	0.85	1.44	1.44	1.57	1.57	0.13	9.0%
Outbound Baggage Fee - O&M (3)	0.84	1.25	1.25	1.28	1.28	0.03	2.4%
Outbound Baggage Fee - Capital (6)	0.31	0.50	0.50	0.55	0.55	0.05	10.0%
	\$4.40	\$8.10	\$3.19	\$8.31	\$3.40	\$0.21	2.6%
International Arriving Seat Charge							
Concourse Use Fee	\$0.00	\$0.00	\$0.00	\$0.00	\$0.00	\$0.00	0.0%
International Facilities Fee	10.66	12.43	12.43	12.77	12.77	0.34	2.7%
	\$10.66	\$12.43	\$12.43	\$12.77	\$12.77	\$0.34	2.7%
International Departing Seat Charge							
Common Use Concourse Fee (2)	\$2.40	\$4.91	n/a	\$4.91	n/a	\$0.00	0.0%
Security Screening Fee	0.85	1.44	1.44	1.57	1.57	0.13	9.0%
Outbound Baggage Fee - O&M (3)	0.84	1.25	1.25	1.28	1.28	0.03	2.4%
Outbound Baggage Fee - Capital (6)	0.31	0.50	0.50	0.55	0.55	0.05	10.0%
	\$4.40	\$8.10	\$3.19	\$8.31	\$3.40	\$0.21	2.6%
Terminal Rent							
Class I	\$95.00	\$88.75	\$88.75	\$85.16	\$85.16	(\$3.59)	-4.0%
Class II	142.50	133.13	133.13	127.74	127.74	(\$3.39)	-4.0%
Class III	95.00	88.75	88.75	85.16	85.16	(\$3.59)	-4.0%
Class IV	47.50	44.38	44.38	42.58	42.58	(1.80)	-4.1%
Class V	23.75	22.19	22.19	21.29	21.29	(0.90)	-4.1%
Class VI	95.00	88.75	88.75	85.16	85.16	(\$3.59)	-4.0%
CUTE Rates							
Infrastructure Fee per Departing Seat (4)	\$0.00	\$0.00	\$0.00	\$0.00	\$0.00	\$0.00	0.0%
Gate Usage Fee per Departing Seat	0.21	0.28	0.28	0.32	0.32	0.04	14.3%
CUTE Equipment Rental (5)	\$0.54	\$0.68	\$0.68	\$0.65	\$0.65	(\$0.03)	-4.0%
Class I Rental (5)	0.36	0.41	0.41	0.33	0.33	(0.08)	-18.3%
Class IV Rental (5)	0.76	1.00	1.00	0.81	0.81	(0.18)	-18.5%
Common Use Display (5)	0.03	0.02	0.02	0.02	0.02	(0.00)	-12.5%
Ticket Counter Usage Fee (5)	\$1.69	\$2.11	\$2.11	\$1.81	\$1.81	(\$0.29)	-13.7%

n/a = not applicable

- (1) The Loading Bridge fee and Preconditioned Air fees were combined and will be charged per arrival only effective Oct. 1, 2021.
- (2) This fee applies to users of Common Use Gates and to other Airlines (besides the Preferential Gate Use Airline) use of Preferential Use Gates.
- (3) American Airlines is excluded from this charge because this airline maintains its own baggage system.
- (4) This fee was eliminated effective Oct. 1, 2018 per the 2018 Airline Use Agreement.
- (5) CUTE equipment rental, space rental and backwall display charges are based on departing seats effective Oct. 1, 2014.
- (6) The capital recovery portion of Outbound Baggage is charged to all airlines.

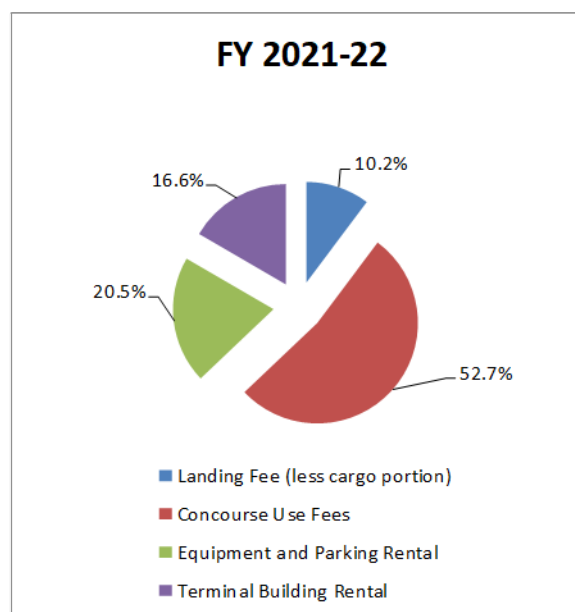
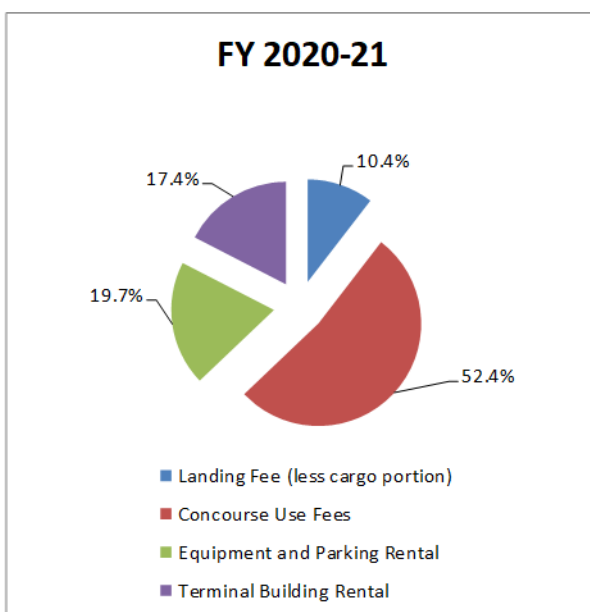
NOTE: Per the 2018 Airline Use Agreement, Non-signatory Airlines that are not a participant in MDAD's Aviation User Credit Program (AUCP) shall be required to pay an additional 50% premium on all Aviation Fees. Non-signatory Airlines with an AUCP will pay an additional 50% premium only on the landing fee charge.

Airline Cost Per Enplaned Passenger **Miami-Dade County Aviation Department** **Miami International Airport** **FY 2021-22**

		<u>FY 2021-22</u>	<u>FY 2021-22</u>
Landing Fee (less cargo portion)		\$41,334,139	\$39,676,961
Concourse Use Fees		207,526,306	204,337,419
Equipment and Parking Rental		77,880,241	79,465,046
Terminal Building Rental		<u>68,990,408</u>	<u>64,446,238</u>
 Total Airline Payments	[A]	 \$395,731,094	 \$387,925,665
 Enplaned Passengers	[B]	 15,950,000	 15,850,000
 Airline Cost per Enplaned Pax.	[A/B]	 \$24.81	 \$24.47
 Airline Cost per Enp. Pax per Traffic Engineers (a) PRE-COVID		 \$21.79	 \$23.31

Notes:

(a) FY 2020-21 and FY 2021-22 represent the forecasted airline cost per enplaned passenger (PRE-COVID) contained in Exhibit E-3 of the 2019 Bond Official Statement.



Airline Rates and Charges Methodology At Miami International Airport

Residual Landing Fee

- MDAD employs an “airport system residual” formula to calculate MIA landing fees.
- MDAD calculates landing fees effective October 1 based upon budget estimates and, if necessary, adjusts landing fees effective April 1 based upon revised budget estimates.
- Each year MDAD calculates MIA landing fees in such a way as to ensure that revenues from landing fees together with Revenues from all other sources will be at least sufficient to meet the requirements of the Rate Covenant as defined in Section 501 of the Amended and Restated Trust Agreement.

Landing Fee Calculation

[A] Revenue Requirement

- + Net Principal and Interest Requirements (net of Passenger Facility Charge revenue contribution)
- + 20 percent coverage margin (based on Net Principal & Interest)
- + Current Expenses
- + Changes in operating reserve
- + Deposit to Bond Reserve Account
- + Deposit to Reserve Maintenance Fund
- + Debt service on commercial paper
- + Debt service on other indebtedness
- + Required deposits for commercial paper and other indebtedness
- Deposit from Bond Service Account (interest income)
- = **Total Revenue Requirement**

[B] Revenue Credits

- Aviation Fees
- Terminal Rentals
- Structures and Other Rentals
- Commercial Revenues
- Other Revenues
- General Aviation Airports
- Deposit from Improvement Fund
- = **Total Revenue Credits**

[A – B] = Amount to be Recovered from Landing Fees

- Revenues for September landings
- = **Net Amount to be Recovered from Landing Fees/Landing Fee Requirement**

Divided by Total Landed Weight (11 months October thru August)

= Landing Fee Rate


Terminal Rentals

- MDAD calculates terminal rents using a cost recovery approach under an equalized rate methodology. This means that rates for space are uniform within a category regardless of when the facility was built. (Concourse space within Concourses D and H have the same rental rates as similar categories of space within Concourses F and G.)
- Terminal rental rates and terminal user fees are effective October 1st of each fiscal year based upon the Annual Budget and are not subject to adjustment at mid-year.
- Terminal rental rate is calculated using a weighted rate based upon space classification, which is determined based on the type of space being utilized.

Classification of Terminal Space

- Class I** all Airline regular and special (such as first class or priority) passenger service facilities, including, but not necessarily limited to, ticket counter space and interline counters.
- Class II** Airline club rooms and all air-conditioned office space in the main Terminal Building, including the office tower, baggage service rooms, exclusive Airline passenger check in areas, and future ticketing offices.
- Class III** all other air-conditioned operating space, including, but not necessarily limited to, baggage claim areas, hold rooms, Federal Inspection Services (FIS) related areas, all passenger circulation areas, post-security screening, group rooms, employee canteens, concourse office space and the like.
- Class IV** all enclosed or semi-enclosed, non-air-conditioned operating space, including, but not necessarily limited to, baggage make-up rooms, equipment and parts storage, and the like.
- Class V** leased space created as part of the building shadow line, included in the Terminal Building.
- Class VI** all other leasable revenue producing and concession space. Class VI shall specifically include space leased by Airlines for concession-type activities. A single rental rate for this class will not be established, provided that the overall revenues produced for this class shall average per square foot at least the rate established for Class III space.
- Class VII** non-rentable (support) space that constitutes the passenger circulation pre-security screening areas and Aviation Department support space. (The cost of non-rentable space is effectively apportioned to rentable areas and charged through Terminal Building rents and user fees.)

Terminal Rental Rate Weighted Space Calculation



Terminal User Fees

- **Preferential Gate Use Fee (Qualified Signatory Carriers Only)**

The Preferential Gate Use Fee is calculated to recover the space costs of certain preferential-use areas of the Terminal Building. The space costs associated with the Preferential Gate Use Fee is calculated by multiplying the Class III rental rate by the square footage of (1) gate holdroom areas and (2) domestic secure circulation areas in the concourses that are used by arriving and departing domestic passengers as well as departing international passengers. The Preferential Gate Use Fee is computed by dividing holdroom and domestic secure circulation space costs by the total number of active gates. This amount is then divided by 12 (months) to determine the fixed monthly charge for each preferential gate granted. For further details and qualification requirements, please refer to Tab H3 (Terminal Building Rents and User Fees) of the 2018 Airline Use Agreement.

- **Concourse Use Fee**

The Concourse Use Fee is calculated to recover the space costs of certain common-use areas of the Terminal Building. The space costs associated with the Concourse Use Fee is calculated by multiplying the Class III rental rate by the square footage of (1) gate holdroom areas and (2) domestic secure circulation areas in the concourses that are used by arriving and departing domestic passengers as well as departing international passengers. The Concourse Use Fee is computed by dividing the rate base by the total number of common-use domestic (including international pre-cleared) arriving and total (both international and domestic) departing aircraft seats.

- **Domestic Baggage Claim Fee**

The Domestic Baggage Claim Fee is calculated to recover the sum of the equivalent rent for the domestic baggage claim area plus the costs to acquire, maintain, and operate domestic baggage claim equipment. The Domestic Baggage Claim Fee is computed by dividing the rate base by the number of arriving domestic aircraft seats, including the international pre-cleared seats.

- **Security Screening Fee**

The Security Screening Fee recovers the sum of the equivalent rent for the passenger and baggage security screening areas plus the cost to acquire and maintain security screening equipment at passenger checkpoints and operation expenses incurred by the Aviation Department for checkpoint security functions. The Security Screening Fee is computed by dividing the rate base by the number of departing aircraft seats.

- **International Facilities Fee**

The International Facilities Fee includes (1) annual operating and maintenance costs of the international portion of the E-Satellite and the North Terminal trains, (2) the square footage of the international sterile circulation areas in the concourses that are used by arriving international passengers, multiplied by the Class III rental rate, (3) the square footage of the processing areas for the federal inspection of arriving international passengers and the international baggage claim area multiplied by the Class III rental rate, (4) the annual operation and maintenance cost of the international baggage claim systems, and (5) the square footage of the non-air-conditioned inbound international baggage area multiplied by the Class IV rate. The International Facilities Fee is computed by dividing the sum of these costs by the number of arriving international aircraft seats. International Facilities Fees are not applicable to pre-cleared International flights.

- **Outbound Baggage Fee**

1. *Current Expense Component*

The rate base for the Current Expense component of the Outbound Baggage Fee is calculated as the sum of the direct Current Expense and allocated indirect Current Expense related to the operation and maintenance of outbound baggage makeup systems in the Terminal Building. (There are no space costs associated with this fee.) The rate for this component of the Outbound Baggage Fee is computed by dividing the rate base by total departing aircraft seats, except for the departing aircraft seats of Airlines that operate and maintain an outbound baggage system at MIA. (As of January 1, 2018, American Airlines is the only Airline that self-maintains an outbound baggage system at MIA, but in the future the excluded class may include any other Airline that self-maintains an outbound baggage system.)

2. *Capital Cost Recovery Component*

The rate base for the capital cost recovery component of the Outbound Baggage Fee is calculated as the capital costs of the outbound baggage systems. (There are no space costs associated with this fee.) The rate for this component of the Outbound Baggage Fee is computed by dividing the rate base by total departing aircraft seats.

Terminal User Fees Calculation

USE FEE	Equals	RATE BASE	Divided By	ACTIVITY
Concourse		Class III rental rate x Square footage areas for holdrooms and domestic sterile passenger circulation		All departing seats and domestic arriving seats
Domestic Baggage Claim		Class III rental rate x Domestic baggage claim space + Allocated operating expenses (including equipment)		Arriving domestic seats
Security Screening		Class III & IV rental rate x Security screening space + Allocated operating expenses (including equipment)		Departing Seats
International Facilities		Class III rental rate x Federal Inspection Services related space + Allocated operating expenses		Arriving International Seats
Outbound Baggage - O & M		Allocated operating expenses		Departing seats (excluding seats from Airlines that self-maintain e.g. AA)
Outbound Baggage - Capital		Allocated capital/debt service expenses		Departing seats

AIRSIDE

FINAL

Landing Fee Calculation

Miami International Airport

For Fiscal Years Ended September 30,

Landing Fee Calculation	Budget Calculation		Variance	% Chg.
	FY 2020-21	FY 2021-22		
Airport System Requirement:				
Principal & Interest Requirement	\$374,874,590	\$340,333,127	(\$34,541,463)	-9.2%
Improvement Fund Contribution	(19,500,000)	(30,000,000)	(10,500,000)	53.8%
Less: PFC Revenue	(110,000,000)	(80,000,000)	30,000,000	-27.3%
Net P & I Requirement	\$245,374,590	\$230,333,127	(\$15,041,463)	-6.1%
Times Coverage Factor	1.20	1.20		
P&I Requirement Plus Coverage	\$294,449,508	\$276,399,752	(\$18,049,756)	-6.1%
Current Expenses	524,285,589	515,638,006	(8,647,583)	-1.6%
Increase/(Decrease) in O&M Reserve	0	0	0	0.0%
Deposit from Bond Service Account (Interest)	(3,000,000)	(3,000,000)	0	0.0%
Deposit to Reserve Maintenance Fund	15,000,000	15,000,000	0	0.0%
Subordinate Debt Payment	22,302,789	13,458,586	(8,844,203)	-39.7%
Total Requirement [A]	\$853,037,886	\$817,496,344	(\$35,541,542)	-4.2%
Less: Revenues Net of Landing Fees				
Aviation Fees	\$286,701,171	\$287,494,628	\$793,457	0.3%
Terminal Rentals	119,909,733	81,669,106	(38,240,626)	-31.9%
Structure & Other Rentals	92,300,968	69,878,530	(22,422,438)	-24.3%
Commercial Revenues	209,853,550	201,660,414	(8,193,137)	-3.9%
Other Revenues	24,007,921	19,877,311	(4,130,610)	-17.2%
G/A Airports	10,067,015	14,253,111	4,186,096	41.6%
Airport Rescue Grant Contribution	0	51,500,000	51,500,000	100.0%
Transfer from Improvement Fund (Deposit to RF)	58,000,000	41,000,000	(17,000,000)	-29.3%
Total Revenues [B]	\$800,840,358	\$767,333,099	(\$33,507,259)	-4.2%
Amount Recovered from Landing Fees [A-B] [C]	\$52,197,528	\$50,163,245	(\$2,034,283)	-3.9%
Less: Sept. collections (prior yr) from Ldg. Fees [D]	\$4,527,228	\$4,147,740	(379,488)	-8.4%
Net Amt Recovered from Landing Fees [C-D] [E]	\$47,670,300	\$46,015,505	(\$1,654,796)	-3.5%
Estimated Landed Weight in 1,000 lb. units (1) [F]	29,390,000	28,460,000	(930,000)	-3.2%
Landing Fee Rate (per 1,000 lb. unit) [E/F] [G]	\$1.62	\$1.62	\$0.00	0.0%
Total Landing Fee Revenue [G*F+D]	\$52,197,528	\$50,163,245	(\$2,034,283)	-3.9%

(1) Represents estimated landed weight for 11 months.

**Aircraft Parking Fees
Miami International Airport
Effective October 1, 2021**

(Policy last updated October 1, 2008 and is subject to change)

Regular Aircraft Parking – Passenger aircraft using terminal gates, hardstands or remote positions will accrue parking fees if any of the following conditions exist:

- (A) Aircraft that park on a hardstand or remote position will be charged after a two (2) hour grace period. Subsequent daily charges will apply every 24 hours.
- (B) Aircraft that park at a terminal gate will be charged the first day parking charge after a four (4) hour grace period. Subsequent daily charges will apply every 24 hours.

Regular aircraft parking charges will reflect (24 hour) daily rates for 1 to 5 days, 6 to 15 days, 16 to 30 days, and 31+ days. Minimum charge for M-1 type aircraft will be **\$16.00 per day** for 1 to 5 days and increase thereafter. Aircraft parking rates for 1 to 5 days are calculated by multiplying the ground rental rate by aircraft shadow (length x wingspan) then dividing by 365 (days per year). This rate is then increased by a factor of 1.5 for the 6 to 15 day rate; a factor of 2 for the 16 to 30 day rate and a factor of 4 for the 31+ day rate. An aircraft take-off and landing will allow the parking rate to revert back to day one (1). No aircraft parking at MIA shall exceed forty-five (45) consecutive days without express written consent from the Assistant Director of Airside Operations, or an Airside Division designee.

Overtime Parking - Aircraft and/or ground service equipment (GSE) that do not depart or are not removed from the terminal gates, hardstands and cargo spots at the agreed upon time, and cause another aircraft to hold for that gate, hardstand or cargo spot, or block its departure from that gate, hardstand or cargo spot, or causes a gate or spot change will be charged for overtime parking.

Overtime parking charges are assessed at the rate of \$100.00 per 30 minutes or fraction thereof in excess of one hour for deplanements, one hour for enplanements, and two hours for an arrival/departure turnaround.

Premium Charges – Non-signatory Airlines that have separately complied with MDAD's Aviation User Credit Program (AUCP) requirements and Airlines that have diverted flight operations into MIA, shall be required to pay landing fees equal to 150% of such fees, as provided in Article 7(C) of the 2018 Airline Use Agreement (2018 AUA). Non-signatory Airline means any Airline that is not a Signatory Airline to the 2018 AUA. Any Non-signatory Airline not participating in the AUCP will be charged an additional 50% on **all** Aviation Fees.

Major Maintenance - Aircraft on regular aircraft parking that are performing major maintenance will be charged a major maintenance fee separately from the storage parking fee.

Aircraft requiring major maintenance (other than regular turn-around maintenance) while parked at common use aircraft parking positions will be charged \$300.00 per 24-hour period.

Aircraft Parking Fees (continued)

Cargo Aircraft Parking Position Fees—payable whenever an aircraft uses a designated MDAD cargo position. Fees commence on the arrival of the aircraft at the cargo position. Charges are listed below.

- Aircraft 60,000 lbs. and under in landed weight
 - First 4 hours \$60.00
 - Each additional hour \$15.00
 - 24 hour maximum \$360.00
- Aircraft between 60,001 and 270,000 lbs. in landed weight
 - First 4 hours \$120.00
 - Each additional hour \$30.00
 - 24 hour maximum \$720.00
- Aircraft in excess of 270,000 lbs. in landed weight
 - First 4 hours \$240.00
 - Each additional hour \$60.00
 - 24 hour maximum 1,440.00

Derelict or Non-Operating Aircraft - Fee of up to \$500.00 per day for each day a tenant or airport user parks or stores a derelict or non-operating aircraft of any size or parts thereof on airport premises beyond the permitted sixty (60) day period.

Fees for Charter Airlines

VIP Ramp Escort Fee – MIA provides a premium service whereby passengers are escorted directly to or from the steps of the aircraft parked at an airfield location. The charter operator is responsible for providing the passenger ground transportation vehicle, which must be escorted onto the airfield by MDAD personnel.

All of the following fees apply to charter operators providing this service to their customers:

1. An escort/attendant fee associated with the mandatory escort of vehicle(s) to be used for transporting passengers on the airfield. Fee will be \$150.00 for each hour (2-hour minimum) to cover escort vehicles' operating costs and labor (escort/attendant).
2. A fee for the use of MDAD owned stair truck (if used) as listed in the Ground Support Charges schedule (page 12).
3. Landing Fee (for arriving charters) as shown on the Summary of Airline Charges (page 2) schedule.
4. Inspection Fees: charter operator will be responsible for arranging separately and paying for, applicable services required by Federal agencies including the TSA (Transportation Security Administration) for departing flights, and FIS (Federal Inspection Services) for arriving international flights.

Handling By FBO (Fixed Base Operator)

A charter operator may contract with an FBO to perform various ground handling services. Such services are provided on the premises of the FBO. In addition to landing fees and other charges that the FBO may be required to collect for the use of various Airport facilities and services, the FBO may establish its own charges for services rendered. Charter operators should contact the FBO for all charges.

Handling By Authorized Ground Handler

Authorized ground handlers compete for the services of charter and scheduled airline operators at MIA. Such ground handlers utilize the existing terminal facilities (check-in counters and gates) to process passengers, baggage and the aircraft. Charter and scheduled airline operators contract directly with such ground handlers. In addition to landing fees and other charges that the ground handler may be required to collect for the use of various Airport facilities and services, the ground handler may establish its own charges for services rendered. Any interested charter and scheduled airline operators should contact the ground handler for all charges.

Handling By Maintenance Repair Overhaul (MRO) Entity

For the privilege of providing maintenance, repair, and services for aircraft at MIA, MRO's are responsible for payment to MDAD of all landing and aviation fees applicable to aircraft during the time the aircraft is being serviced by an MRO from the time it arrives at MIA until the time it departs, except to the extent that the MRO user is a Signatory Airline to the 2018 Airline Use Agreement and will therefore pay such fees directly from its own account.

***SEE SCHEDULE AT THE END OF THIS SECTION FOR LANDED WEIGHT AND
AIRCRAFT PARKING COST BY AIRCRAFT TYPE***

**Ground Support Charges
Miami International Airport
Effective October 1, 2021**

Pre-conditioned Air Fee - All aircraft using a gate equipped with preconditioned air will be charged preconditioned air fees. The use for the aircraft preconditioned air supply equipment will continue to be assessed to all airlines using the system by aircraft type. The rates will remain as follows:

Narrow Body (N)	\$17.61 for any use (per arrival – no time limit)
Wide Body (W)	\$38.96 for any use (per arrival – no time limit)
Jumbo Body (J)	\$51.98 for any use (per arrival – no time limit)

MDAD account customers will report all preconditioned air system uses directly to the MDAD Finance Division on a monthly basis. The Finance Division will supply the correct form for reporting the usage.

MDAD Loading Bridges Fee - **\$70.00 per arrival.** All aircraft using additional loading bridges (more than one) will be charged \$70.00 per arrival for each additional loading bridge used.

MDAD VDGS (Visual Docking Guidance System) Fee - **\$12.00 per Aircraft Arrival will be charged for gates equipped with VDGS aircraft arrival system.** This charge will be assessed in addition to the standard loading bridge fee. Gates not equipped with VDGS will be charged the standard loading bridge fee.

MDAD Stair Truck Usage Fee - **\$100.00 per hour** Note: This fee is only waived for use on United States military aircraft.

Escort Fee for Aircraft at all GA Airports (including Vehicle) - **\$100.00 per escort**

Escort Fee for Delivery Vehicles or Non-Passenger Vehicles at all GA Airports - **\$10.00 per escort**

Escort Fee - Vehicle Escort for VIP Pickup at General Aviation Aircraft - **\$20.00 per escort**

Fuel Stop Fees

- Terminal Gate – Aircraft using a terminal gate for a fuel stop will be charged a terminal fuel stop fee equivalent to a concourse fee, and a one-way loading bridge fee for a maximum of two (2) hours. Any additional time will incur overtime parking fees.
- Remote Locations and General Aviation Center (GAC) – A fuel stop fee equivalent to a one-day parking charge per aircraft type will be charged at remote locations and the General Aviation Center for aircraft refueling operations up to a maximum of two (2) hours. Any additional parking time will incur parking fees.

General Aviation Center (GAC) Facility Fee

- GAC Domestic Fee – The fee shall be equal to the base concourse use fee for each inbound and each outbound domestic operation performed by commercial operators carrying passengers for hire that use the domestic portion of the GAC facility.
- GAC International Fee – The fee shall be equal to the base concourse use fee and international facility fee for each international arrival, and a base concourse fee for each international departure performed by commercial operators carrying passengers for hire that use the international portion of the GAC facility.

Activity Fees by Aircraft Type

MIAMI-DADE AVIATION DEPARTMENT
AVIATION CHARGES AT MIAMI INTERNATIONAL AIRPORT
Effective Oct 1, 2021 - September 30, 2022
Based on \$1.62 per 1,000 Pounds of Maximum Gross Landed Weight

Aircraft Parking																
Aircraft Type	Size	Landing Weight	Landing Charges	All Airlines Domestic Arrival	All Departing Cute Gates	CUTE RENTAL FEE	All Airlines Departure	All Airlines International Arrival	GAC International Arrival	GAC DOMESTIC Arr./Dep.	GAC/Remote Fuel Stop	Terminal Fuel Stop	1-5 Days	6-15 Days	16-30 Days	31+ Days
A319NEO	N	141,000	228.42	756.48	40.96	231.68	1,063.68	1,634.56	1,634.56	628.48	115.00	698.48	115.00	172.50	230.00	460.00
A320NEO	N	149,000	241.38	1,087.44	58.88	333.04	1,529.04	2,349.68	2,349.68	903.44	128.00	973.44	128.00	192.00	256.00	512.00
A321NEO	N	175,000	283.50	1,164.27	63.04	356.57	1,637.07	2,515.69	2,515.69	967.27	151.00	1,037.27	151.00	226.50	302.00	604.00
A220-100	N	112,000	181.44	650.10	35.20	199.10	914.10	1,404.70	1,404.70	540.10	116.00	610.10	116.00	174.00	232.00	464.00
A220-300	N	127,000	205.74	797.85	43.20	244.35	1,121.85	1,723.95	1,723.95	662.85	128.00	732.85	128.00	192.00	256.00	512.00
A300-100/200/300	W	293,000	474.66	1,495.23	80.96	457.93	2,102.43	3,230.81	3,230.81	1,242.23	227.00	1,312.23	227.00	340.50	454.00	908.00
A300-600/600R	W	309,000	500.58	1,577.97	85.44	483.27	2,218.77	3,409.59	3,409.59	1,310.97	229.00	1,380.97	229.00	343.50	458.00	916.00
A310-200	W	261,000	422.82	1,199.73	64.96	367.43	1,686.93	2,592.31	2,592.31	996.73	193.00	1,066.73	193.00	289.50	386.00	772.00
A310-300	W	272,000	440.64	1,134.72	61.44	347.52	1,595.52	2,451.84	2,451.84	942.72	193.00	1,012.72	193.00	289.50	386.00	772.00
A318	N	124,000	200.88	591.00	32.00	181.00	831.00	1,277.00	1,277.00	491.00	101.00	561.00	101.00	151.50	202.00	404.00
A319	N	136,000	220.32	786.03	42.56	240.73	1,105.23	1,698.41	1,698.41	653.03	109.00	723.03	109.00	163.50	218.00	436.00
A319 WINGLET	N	136,000	220.32	786.03	42.56	240.73	1,105.23	1,698.41	1,698.41	653.03	115.00	723.03	115.00	172.50	230.00	460.00
A320	N	142,000	230.04	945.60	51.20	289.60	1,329.60	2,043.20	2,043.20	785.60	121.00	855.60	121.00	181.50	242.00	484.00
A320 WINGLET	N	142,000	230.04	945.60	51.20	289.60	1,329.60	2,043.20	2,043.20	785.60	127.00	855.60	127.00	190.50	254.00	508.00
A321	N	161,000	260.82	1,140.63	61.76	349.33	1,603.83	2,464.61	2,464.61	947.63	142.00	1,017.63	142.00	213.00	284.00	568.00
A321 WINGLET	N	161,000	260.82	1,140.63	61.76	349.33	1,603.83	2,464.61	2,464.61	947.63	151.00	1,017.63	151.00	226.50	302.00	604.00
A330-200	W	402,000	651.24	1,536.60	83.20	470.60	2,160.60	3,320.20	3,320.20	1,276.60	335.00	1,346.60	335.00	502.50	670.00	1,340.00
A330-200F FREIGHTER	W	413,000	669.06	-	-	-	-	-	-	-	335.00	70.00	335.00	502.50	670.00	1,340.00
A330-300	W	413,000	669.06	1,625.25	88.00	497.75	2,285.25	3,511.75	3,511.75	1,350.25	362.00	1,420.25	362.00	543.00	724.00	1,448.00
A330-800	W	411,000	665.82	1,518.87	82.24	465.17	2,135.67	3,281.89	3,281.89	1,261.87	355.00	1,331.87	355.00	532.50	710.00	1,420.00
A330-900	W	422,000	683.64	1,761.18	95.36	539.38	2,476.38	3,805.46	3,805.46	1,463.18	385.00	1,533.18	385.00	577.50	770.00	1,540.00
A340-200	W	407,000	659.34	1,459.77	79.04	447.07	2,052.57	3,154.19	3,154.19	1,212.77	338.00	1,282.77	338.00	507.00	676.00	1,352.00
A340-300	W	423,000	685.26	1,518.87	82.24	465.17	2,135.67	3,281.89	3,281.89	1,261.87	362.00	1,331.87	362.00	543.00	724.00	1,448.00
A340-500	W	543,000	879.66	1,985.76	107.52	608.16	2,792.16	4,290.72	4,290.72	1,649.76	407.00	1,719.76	407.00	610.50	814.00	1,628.00
A340-600	W	585,000	947.70	1,755.27	95.04	537.57	2,468.07	3,792.69	3,792.69	1,458.27	451.00	1,528.27	451.00	676.50	902.00	1,804.00
A350-1000	W	515,000	834.30	1,956.21	105.92	599.11	2,750.61	4,226.87	4,226.87	1,625.21	454.00	1,695.21	454.00	681.00	908.00	1,816.00
A350-800	W	425,000	688.50	1,654.80	89.60	506.80	2,326.80	3,575.60	3,575.60	1,374.80	372.00	1,444.80	372.00	558.00	744.00	1,488.00
A350-900	W	452,000	732.24	1,897.11	102.72	581.01	2,667.51	4,099.17	4,099.17	1,576.11	411.00	1,646.11	411.00	616.50	822.00	1,644.00
A380-800	J	871,000	1,411.02	3,031.83	164.16	928.53	4,263.03	6,551.01	6,551.01	2,518.83	549.00	2,588.83	549.00	823.50	1,098.00	2,196.00
A380F FREIGHTER	J	942,000	1,526.04	-	-	-	-	-	-	-	549.00	70.00	549.00	823.50	1,098.00	2,196.00
A400M	N	272,000	440.64	-	-	-	-	-	-	-	182.00	70.00	182.00	273.00	364.00	728.00
AN-12	N	122,000	197.64	-	-	-	-	-	-	-	119.00	70.00	119.00	178.50	238.00	476.00
AN-124	J	729,000	1,180.98	2,068.50	112.00	633.50	2,908.50	4,469.50	4,469.50	1,718.50	454.00	1,788.50	454.00	681.00	908.00	1,816.00
AN-2	C	15,000	24.30	53.19	2.88	16.29	74.79	114.93	114.93	44.19	21.00	114.19	21.00	31.50	42.00	84.00
AN-22	W	500,000	810.00	-	-	-	-	-	-	-	352.00	70.00	352.00	528.00	704.00	1,408.00
AN-225	J	1,213,000	1,965.06	-	-	-	-	-	-	-	689.00	70.00	689.00	1,033.50	1,378.00	2,756.00
AN-24	C	46,000	74.52	295.50	16.00	90.50	415.50	638.50	638.50	245.50	65.00	315.50	65.00	97.50	130.00	260.00
AN-26	C	53,000	85.86	248.22	13.44	76.02	349.02	536.34	536.34	206.22	65.00	276.22	65.00	97.50	130.00	260.00
AN-30	C	51,000	82.62	-	-	-	-	-	-	-	68.00	70.00	68.00	102.00	136.00	272.00
AN-32	C	57,000	92.34	307.32	16.64	94.12	432.12	664.04	664.04	255.32	65.00	325.32	65.00	97.50	130.00	260.00
AN-72 / AN-74	N	66,000	106.92	-	-	-	-	-	-	-	71.00	70.00	71.00	106.50	142.00	284.00
Astra SPX	C	21,000	34.02	47.28	2.56	14.48	66.48	102.16	102.16	39.28	27.00	109.28	27.00	40.50	54.00	108.00
ATL98 (CARVAIR)	N	64,000	103.68	-	-	-	-	-	-	-	60.00	70.00	60.00	90.00	120.00	240.00
ATR 42-300	C	36,000	58.32	248.22	13.44	76.02	349.02	536.34	536.34	206.22	53.00	276.22	53.00	79.50	106.00	212.00
ATR 42-320	C	36,000	58.32	271.86	14.72	83.26	382.26	587.42	587.42	225.86	53.00	295.86	53.00	79.50	106.00	212.00
ATR 42-500	C	40,000	64.80	271.86	14.72	83.26	382.26	587.42	587.42	225.86	53.00	295.86	53.00	79.50	106.00	212.00
ATR 42-600	C	41,000	66.42	295.50	16.00	90.50	415.50	638.50	638.50	245.50	53.00	315.50	53.00	79.50	106.00	212.00
ATR 72-200 / 210	C	47,000	76.14	390.06	21.12	119.46	548.46	842.82	842.82	324.06	69.00	394.06	69.00	103.50	138.00	276.00
ATR 72-500	C	49,000	79.38	378.24	20.48	115.84	531.84	817.28	817.28	314.24	69.00	384.24	69.00	103.50	138.00	276.00
ATR 72-600	C	50,000	81.00	413.70	22.40	126.70	581.70	893.90	893.90	343.70	70.00	413.70	70.00	105.00	140.00	280.00
B737 MAX7	N	146,000	236.52	886.50	48.00	271.50	1,246.50	1,915.50	1,915.50	736.50	121.00	806.50	121.00	181.50	242.00	484.00
B737 MAX8	N	153,000	247.86	1,016.52	55.04	311.32	1,429.32	2,196.44	2,196.44	844.52	134.00	914.52	134.00	201.00	268.00	536.00
B737 MAX9	N	164,000	265.68	1,034.25	56.00	316.75	1,454.25	2,234.75	2,234.75	859.25	144.00	929.25	144.00	216.00	288.00	576.00
B707	N	247,000	400.14	868.77	47.04	266.07	1,221.57	1,877.19	1,877.19	721.77	195.00	791.77	195.00	292.50	390.00	780.00
B717-200	N	103,000	166.86	650.10	35.20	199.10	914.10	1,404.70	1,404.70	540.10	102.00	610.10	102.00	153.00	204.00	408.00
B727-100	N	141,000	228.42	703.29	38.08	215.39	988.89	1,519.63	1,519.63	584.29	126.00	654.29	126.00	189.00	252.00	504.00
B727-200	N	155,000	251.10	886.50	48.00	271.50	1,246.50	1,915.50	1,915.50	736.50	145.00	806.50	145.00	217.50	290.00	580.00
B737-100	N	96,000	155.52	632.37	34.24	193.67	889.17	1,366.39	1,366.39	525.37	77.00	595.37	77.00	115.50	154.00	308.00
B737-200	N	98,000	158.76	709.20	38.40	217.20	997.20	1,532.40	1,532.40	589.20	82.00	659.20	82.00	123.00	164.00	328.00
B737-200 WINGLET	N	98,000	158.76	709.20	38.40	217.20	997.20	1,532.40	1,532.40	589.20	91.00	659.20	91.00	136.50	182.00	364.00
B737-200C	N	102,000	165.24	685.56	37.12	209.96	963.96	1,481.32	1,481.32	569.56	82.00	639.56	82.00	123.00	164.00	328.00
B737-300	N	117,000	189.54	721.02	39.04	220.82	1,013.82	1,557.94	1,557.94							

MIAMI-DADE AVIATION DEPARTMENT
AVIATION CHARGES AT MIAMI INTERNATIONAL AIRPORT
Effective Oct 1, 2021 - September 30, 2022
Based on \$1.62 per 1,000 Pounds of Maximum Gross Landed Weight

															Aircraft Parking				
Aircraft Type	Size	Landing Weight	Landing Charges	All Airlines Domestic Arrival	All Departing Cuts Gates	CUTE RENTAL FEE	All Airlines Departure	All Airlines International Arrival	GAC International Arrival	GAC DOMESTIC Arr./Dep.	GAC/Remote Fuel Stop	Terminal Fuel Stop	1-5 Days	6-15 Days	16-30 Days	31+ Days			
B737-700	N	130,000	210.60	803.76	43.52	246.16	1,130.16	1,736.72	1,736.72	667.76	109.00	737.76	109.00	163.50	218.00	436.00			
B737-700 COMBI	N	134,000	217.08	839.22	45.44	257.02	1,180.02	1,813.34	1,813.34	697.22	114.00	767.22	114.00	171.00	228.00	456.00			
B737-700 WINGLET	N	130,000	210.60	803.76	43.52	246.16	1,130.16	1,736.72	1,736.72	667.76	114.00	737.76	114.00	171.00	228.00	456.00			
B737-800	N	147,000	238.14	1,010.61	54.72	309.61	1,421.01	2,183.67	2,183.67	839.61	128.00	909.61	128.00	192.00	256.00	512.00			
B737-800 WINGLET	N	147,000	238.14	1,010.61	54.72	309.61	1,421.01	2,183.67	2,183.67	839.61	133.00	909.61	133.00	199.50	266.00	532.00			
B737-900	N	158,000	255.96	1,057.89	57.28	323.99	1,487.49	2,285.83	2,285.83	878.89	136.00	948.89	136.00	204.00	272.00	544.00			
B737-900 WINGLET	N	158,000	255.96	1,057.89	57.28	323.99	1,487.49	2,285.83	2,285.83	878.89	142.00	948.89	142.00	213.00	284.00	568.00			
B747-100	J	575,000	931.50	2,322.63	125.76	711.33	3,265.83	5,018.61	5,018.61	1,929.63	398.00	1,999.63	398.00	597.00	796.00	1,592.00			
B747-100B/SR/SF	J	564,000	913.68	3,250.50	176.00	995.50	4,570.50	7,023.50	7,023.50	2,700.50	398.00	2,770.50	398.00	597.00	796.00	1,592.00			
B747-200	J	630,000	1,020.60	2,168.97	117.44	664.27	3,049.77	4,686.59	4,686.59	1,801.97	398.00	1,871.97	398.00	597.00	796.00	1,592.00			
B747-200 CF	J	630,000	1,020.60	1,442.04	78.08	441.64	2,027.64	3,115.88	3,115.88	1,198.04	398.00	1,268.04	398.00	597.00	796.00	1,592.00			
B747-200B	J	595,000	963.90	2,364.00	128.00	724.00	3,324.00	5,108.00	5,108.00	1,964.00	398.00	2,034.00	398.00	597.00	796.00	1,592.00			
B747-200C	J	621,000	1,006.02	1,442.04	78.08	441.64	2,027.64	3,115.88	3,115.88	1,198.04	398.00	1,268.04	398.00	597.00	796.00	1,592.00			
B747-300	J	564,000	913.68	2,387.64	129.28	731.24	3,357.24	5,159.08	5,159.08	1,983.64	398.00	2,053.64	398.00	597.00	796.00	1,592.00			
B747-300C	J	605,000	980.10	1,536.60	83.20	470.60	2,160.60	3,320.20	3,320.20	1,276.60	398.00	1,346.60	398.00	597.00	796.00	1,592.00			
B747-300SR	J	525,000	850.50	3,687.84	199.68	1,129.44	5,185.44	7,968.48	7,968.48	3,063.84	398.00	3,133.84	398.00	597.00	796.00	1,592.00			
B747-400	J	608,000	984.96	2,050.77	111.04	628.07	2,883.57	4,431.19	4,431.19	1,703.77	429.00	1,773.77	429.00	643.50	858.00	1,716.00			
B747-400C	J	611,000	989.82	2,369.91	128.32	725.81	3,332.31	5,120.77	5,120.77	1,968.91	429.00	2,038.91	429.00	643.50	858.00	1,716.00			
B747-400F FREIGHTER	J	666,000	1,078.92	-	-	-	-	-	-	-	429.00	70.00	429.00	643.50	858.00	1,716.00			
B747-8F FREIGHTER	J	763,000	1,236.06	-	-	-	-	-	-	-	493.00	70.00	493.00	739.50	986.00	1,972.00			
B747-8I PASSENGER	J	688,000	1,114.56	2,139.42	115.84	655.22	3,008.22	4,622.74	4,622.74	1,777.42	493.00	1,847.42	493.00	739.50	986.00	1,972.00			
B747-LCF	J	575,000	931.50	-	-	-	-	-	-	-	436.00	70.00	436.00	654.00	872.00	1,744.00			
B747SP	J	450,000	729.00	1,501.14	81.28	459.74	2,110.74	3,243.58	3,243.58	1,247.14	317.00	1,317.14	317.00	475.50	634.00	1,268.00			
B757-200	N	200,000	324.00	1,128.81	61.12	345.71	1,587.21	2,439.07	2,439.07	937.81	170.00	1,007.81	170.00	255.00	340.00	680.00			
B757-200 WINGLET	N	200,000	324.00	1,128.81	61.12	345.71	1,587.21	2,439.07	2,439.07	937.81	183.00	1,007.81	183.00	274.50	366.00	732.00			
B757-200PF FREIGHTER	N	210,000	340.20	-	-	-	-	-	-	-	170.00	70.00	170.00	255.00	340.00	680.00			
B757-300	N	224,000	362.88	1,258.83	68.16	385.53	1,770.03	2,720.01	2,720.01	1,045.83	195.00	1,115.83	195.00	292.50	390.00	780.00			
B757-300 WINGLET	N	224,000	362.88	1,258.83	68.16	385.53	1,770.03	2,720.01	2,720.01	1,045.83	211.00	1,115.83	211.00	316.50	422.00	844.00			
B767-200	W	272,000	440.64	1,406.58	76.16	430.78	1,977.78	3,039.26	3,039.26	1,168.58	218.00	1,238.58	218.00	327.00	436.00	872.00			
B767-200ER	W	300,000	486.00	1,406.58	76.16	430.78	1,977.78	3,039.26	3,039.26	1,168.58	218.00	1,238.58	218.00	327.00	436.00	872.00			
B767-300	W	300,000	486.00	1,353.39	73.28	414.49	1,902.99	2,924.33	2,924.33	1,124.39	247.00	1,194.39	247.00	370.50	494.00	988.00			
B767-300ER	W	320,000	518.40	1,353.39	73.28	414.49	1,902.99	2,924.33	2,924.33	1,124.39	247.00	1,194.39	247.00	370.50	494.00	988.00			
B767-300ER WINGLET	W	320,000	518.40	1,353.39	73.28	414.49	1,902.99	2,924.33	2,924.33	1,124.39	264.00	1,194.39	264.00	396.00	528.00	1,056.00			
B767-400ER	W	350,000	567.00	1,453.86	78.72	445.26	2,044.26	3,141.42	3,141.42	1,207.86	301.00	1,277.86	301.00	451.50	602.00	1,204.00			
B777-200/200B/200ER	W	470,000	761.40	1,613.43	87.36	494.13	2,268.63	3,486.21	3,486.21	1,340.43	366.00	1,410.43	366.00	549.00	732.00	1,464.00			
B777-200LR	W	492,000	797.04	1,530.69	82.88	468.79	2,152.29	3,307.43	3,307.43	1,271.69	390.00	1,341.69	390.00	585.00	780.00	1,560.00			
B777-300	W	524,000	848.88	2,015.31	109.12	617.21	2,833.71	4,354.57	4,354.57	1,674.31	425.00	1,744.31	425.00	637.50	850.00	1,700.00			
B777-300ER	W	554,000	897.48	1,914.84	103.68	586.44	2,692.44	4,137.48	4,137.48	1,590.84	452.00	1,660.84	452.00	678.00	904.00	1,808.00			
B777F FREIGHTER	W	575,000	931.50	-	-	-	-	-	-	-	390.00	70.00	390.00	585.00	780.00	1,560.00			
B777-8	W	542,000	878.04	1,926.66	104.32	590.06	2,709.06	4,163.02	4,163.02	1,600.66	474.00	1,670.66	474.00	711.00	948.00	1,896.00			
B777-9	W	587,000	950.94	2,062.59	111.68	631.69	2,900.19	4,456.73	4,456.73	1,713.59	521.00	1,783.59	521.00	781.50	1,042.00	2,084.00			
B787-10	W	445,000	720.90	1,908.93	103.36	584.63	2,684.13	4,124.71	4,124.71	1,585.93	387.00	1,655.93	387.00	580.50	774.00	1,548.00			
B787-8	W	380,000	615.60	1,377.03	74.56	421.73	1,936.23	2,975.41	2,975.41	1,144.03	322.00	1,214.03	322.00	483.00	644.00	1,288.00			
B787-9	W	425,000	688.50	1,625.25	88.00	497.75	2,285.25	3,511.75	3,511.75	1,350.25	356.00	1,420.25	356.00	534.00	712.00	1,424.00			
BAE 1000	C	25,000	40.50	88.65	4.80	27.15	124.65	191.55	191.55	73.65	24.00	143.65	24.00	36.00	48.00	96.00			
BAE 125 (ALL)	C	23,000	37.26	47.28	2.56	14.48	66.48	102.16	102.16	39.28	23.00	109.28	23.00	34.50	46.00	92.00			
BAE 125-800	C	23,000	37.26	47.28	2.56	14.48	66.48	102.16	102.16	39.28	23.00	109.28	23.00	34.50	46.00	92.00			
BAE 146-100	N	84,000	136.08	484.62	26.24	148.42	681.42	1,047.14	1,047.14	402.62	66.00	472.62	66.00	99.00	132.00	264.00			
BAE 146-200	N	85,000	137.70	502.35	27.20	153.85	706.35	1,085.45	1,085.45	417.35	72.00	487.35	72.00	108.00	144.00	288.00			
BAE 146-300	N	89,000	144.18	508.26	27.52	155.66	714.66	1,098.22	1,098.22	422.26	78.00	492.26	78.00	117.00	156.00	312.00			
BAE 32EP	C	16,000	25.92	112.29	6.08	34.39	157.89	242.63	242.63	93.29	22.00	163.29	22.00	33.00	44.00	88.00			
BAE 748 / HS 748	C	38,000	61.56	295.50	16.00	90.50	415.50	638.50	638.50	245.50	60.00	315.50	60.00	90.00	120.00	240.00			
BAE ATP	C	49,000	79.38	413.70	22.40	126.70	581.70	893.90	893.90										

MIAMI-DADE AVIATION DEPARTMENT
AVIATION CHARGES AT MIAMI INTERNATIONAL AIRPORT
Effective Oct 1, 2021 - September 30, 2022
Based on \$1.62 per 1,000 Pounds of Maximum Gross Landed Weight

																Aircraft Parking			
Aircraft Type	Size	Landing Weight	Landing Charges	All Airlines Domestic Arrival	All Departing Cuts Gates	CUTE RENTAL FEE	All Airlines Departure	All Airlines International Arrival	GAC International Arrival	GAC DOMESTIC Arr./Dep.	GAC/Remote Fuel Stop	Terminal Fuel Stop	1-5 Days	6-15 Days	16-30 Days	31+ Days			
C-12J HURON	C	16,000	25.92	112.29	6.08	34.39	157.89	242.63	242.63	93.29	28.00	163.29	28.00	42.00	56.00	112.00			
C-27J Spartan	C	67,000	108.54	-	-	-	-	-	-	-	62.00	70.00	62.00	93.00	124.00	248.00			
C-5 GALAXY	J	636,000	1,030.32	-	-	-	-	-	-	-	471.00	70.00	471.00	706.50	942.00	1,884.00			
C-390 MILLENNIUM	N	165,000	267.30	472.80	25.60	144.80	664.80	1,021.60	1,021.60	392.80	113.00	462.80	113.00	169.50	226.00	452.00			
Canadair CL-415	C	37,000	59.94	-	-	-	-	-	-	-	53.00	70.00	53.00	79.50	106.00	212.00			
Canadair CL-44D4	N	175,000	283.50	-	-	-	-	-	-	-	189.00	70.00	189.00	283.50	378.00	756.00			
Canadair CL-600s	C	33,000	53.46	70.92	3.84	21.72	99.72	153.24	153.24	58.92	39.00	128.92	39.00	58.50	78.00	156.00			
CASA 212/100/300/400	C	17,000	27.54	153.66	8.32	47.06	216.06	332.02	332.02	127.66	25.00	197.66	25.00	37.50	50.00	100.00			
CASA CN-235-300	C	32,000	51.84	206.85	11.20	63.35	290.85	446.95	446.95	171.85	53.00	241.85	53.00	79.50	106.00	212.00			
CESSNA 100 Series	M-1	15,000	24.30	23.64	1.28	7.24	33.24	51.08	51.08	19.64	16.00	89.64	16.00	24.00	32.00	64.00			
CESSNA 200 Series	M-1	15,000	24.30	35.46	1.92	10.86	49.86	76.62	76.62	29.46	16.00	99.46	16.00	24.00	32.00	64.00			
CESSNA 300-400	M-1	15,000	24.30	47.28	2.56	14.48	66.48	102.16	102.16	39.28	16.00	109.28	16.00	24.00	32.00	64.00			
Challenger 300	C	34,000	55.08	47.28	2.56	14.48	66.48	102.16	102.16	39.28	38.00	109.28	38.00	57.00	76.00	152.00			
Challenger 650	C	38,000	61.56	59.10	3.20	18.10	83.10	127.70	127.70	49.10	39.00	119.10	39.00	58.50	78.00	156.00			
Challenger 850	C	47,000	76.14	82.74	4.48	25.34	116.34	178.78	178.78	68.74	54.00	138.74	54.00	81.00	108.00	216.00			
Cirrus SR20/SR22	M-1	15,000	24.30	23.64	1.28	7.24	33.24	51.08	51.08	19.64	16.00	89.64	16.00	24.00	32.00	64.00			
Cirrus Vision Jet SF 50	C	15,000	24.30	35.46	1.92	10.86	49.86	76.62	76.62	29.46	16.00	99.46	16.00	24.00	32.00	64.00			
CITATION 680	C	27,000	43.74	47.28	2.56	14.48	66.48	102.16	102.16	39.28	35.00	109.28	35.00	52.50	70.00	140.00			
CITATION 680A LATITUDE	C	28,000	45.36	53.19	2.88	16.29	74.79	114.93	114.93	44.19	40.00	114.19	40.00	60.00	80.00	160.00			
CITATION JET CJ1	C	15,000	24.30	41.37	2.24	12.67	58.17	89.39	89.39	34.37	18.00	104.37	18.00	27.00	36.00	72.00			
CITATION JET CJ2	C	15,000	24.30	53.19	2.88	16.29	74.79	114.93	114.93	44.19	21.00	114.19	21.00	31.50	42.00	84.00			
CITATION JET CJ3	C	15,000	24.30	53.19	2.88	16.29	74.79	114.93	114.93	44.19	25.00	114.19	25.00	37.50	50.00	100.00			
CITATION JET CJ4	C	16,000	25.92	59.10	3.20	18.10	83.10	127.70	127.70	49.10	24.00	119.10	24.00	36.00	48.00	96.00			
Citation C560XL	C	19,000	30.78	65.01	3.52	19.91	91.41	140.47	140.47	54.01	25.00	124.01	25.00	37.50	50.00	100.00			
Citation 700 Longitude	C	34,000	55.08	70.92	3.84	21.72	99.72	153.24	153.24	58.92	45.00	128.92	45.00	67.50	90.00	180.00			
Citation I / II	C	15,000	24.30	47.28	2.56	14.48	66.48	102.16	102.16	39.28	18.00	109.28	18.00	27.00	36.00	72.00			
Citation III/IV/VII	C	20,000	32.40	53.19	2.88	16.29	74.79	114.93	114.93	44.19	26.00	114.19	26.00	39.00	52.00	104.00			
Citation V	C	15,000	24.30	47.28	2.56	14.48	66.48	102.16	102.16	39.28	22.00	109.28	22.00	33.00	44.00	88.00			
CITATION X	C	31,000	50.22	70.92	3.84	21.72	99.72	153.24	153.24	58.92	35.00	128.92	35.00	52.50	70.00	140.00			
CN-235-220	C	32,000	51.84	206.85	11.20	63.35	290.85	446.95	446.95	171.85	53.00	241.85	53.00	79.50	106.00	212.00			
CONVAIR 340/440/600	C	47,000	76.14	265.95	14.40	81.45	373.95	574.65	574.65	220.95	73.00	290.95	73.00	109.50	146.00	292.00			
CONVAIR 5800U	N	58,000	93.96	-	-	-	-	-	-	-	75.00	70.00	75.00	112.50	150.00	300.00			
CONVAIR CV240	C	40,000	64.80	254.13	13.76	77.83	357.33	549.11	549.11	211.13	60.00	281.13	60.00	90.00	120.00	240.00			
CONVAIR CV580	C	52,000	84.24	265.95	14.40	81.45	373.95	574.65	574.65	220.95	75.00	290.95	75.00	112.50	150.00	300.00			
CONVAIR CV640	C	52,000	84.24	265.95	14.40	81.45	373.95	574.65	574.65	220.95	75.00	290.95	75.00	112.50	150.00	300.00			
CS100	N	112,000	181.44	650.10	35.20	199.10	914.10	1,404.70	1,404.70	540.10	116.00	610.10	116.00	174.00	232.00	464.00			
CS300	N	127,000	205.74	797.85	43.20	244.35	1,121.85	1,723.95	1,723.95	662.85	128.00	732.85	128.00	192.00	256.00	512.00			
CURTISS C-46	C	46,000	74.52	366.42	19.84	112.22	515.22	791.74	791.74	304.42	72.00	374.42	72.00	108.00	144.00	288.00			
DC-10-10/15 Pax	W	363,000	588.06	1,784.82	96.64	546.62	2,509.62	3,856.54	3,856.54	1,482.82	248.00	1,552.82	248.00	372.00	496.00	992.00			
DC-10-30/40 Ftr	W	436,000	706.32	-	-	-	-	-	-	-	263.00	70.00	263.00	394.50	526.00	1,052.00			
DC-10-30/40 Pax	W	403,000	652.86	1,613.43	87.36	494.13	2,268.63	3,486.21	3,486.21	1,340.43	262.00	1,410.43	262.00	393.00	524.00	1,048.00			
DC-3 Pax	C	27,000	43.74	183.21	9.92	56.11	257.61	395.87	395.87	152.21	54.00	222.21	54.00	81.00	108.00	216.00			
DC-4 (C-54)	N	63,000	102.06	260.04	14.08	79.64	365.64	561.88	561.88	216.04	96.00	286.04	96.00	144.00	192.00	384.00			
DC-6B Pax	N	88,000	142.56	455.07	24.64	139.37	639.87	983.29	983.29	378.07	108.00	448.07	108.00	162.00	216.00	432.00			
DC-7	N	102,000	165.24	537.81	29.12	164.71	756.21	1,162.07	1,162.07	446.81	115.00	516.81	115.00	172.50	230.00	460.00			
DC-8-51/52/53	N	207,000	335.34	998.79	54.08	305.89	1,404.39	2,158.13	2,158.13	829.79	188.00	899.79	188.00	282.00	376.00	752.00			
DC-8-54 / 55	N	240,000	388.80	998.79	54.08	305.89	1,404.39	2,158.13	2,158.13	829.79	188.00	899.79	188.00	282.00	376.00	752.00			
DC-8-61/71	N	249,000	403.38	1,122.90	60.80	343.90	1,578.90	2,426.30	2,426.30	932.90	234.00	1,002.90	234.00	351.00	468.00	936.00			
DC-8-62/72	N	245,000	396.90	986.97	53.44	302.27	1,387.77	2,132.59	2,132.59	819.97	205.00	889.97	205.00	307.50	410.00	820.00			
DC-8-63/73	N	275,000	445.50	1,223.37	66.24	374.67	1,720.17	2,643.39	2,643.39	1,016.37	244.00	1,086.37	244.00	366.00	488.00	976.00			
DC-9-10 Pax	N	82,000	132.84	496.44	26.88	152.04	698.04	1,072.68	1,072.68	412.44	82.00	482.44	82.00	123.00	164.00	328.00			
DC-9-30 Pax	N	99,000	160.38	596.91	32.32	182.81	839.31	1,289.77	1,289.77	495.91	98.00	565.91	98.00	147.00	196.00	392.00			
DC-9-40 Pax	N	102,000	165.24	591.00	32.00	181.00	831.00	1,277.00	1,277.00	491.00	103.00	561.00	103.00	154.50	206.00	412.00			
DC-9-50 Pax	N	110,000	178.20	709.20	38.40	217.20	997.20	1,532.40	1,532.40	589.20	109.00	659.20	109.00	163.50	218.00	436.00			
De Havilland 114	M-1	15,000	24.30	82.74	4.48	25.34	116.34	178.78	178.78	68.74	16.00	138.74	16.00	24.00	32.00	64.00			
DHC-6 Twin Otter	M-1	15,000	24.30	118.20	6.40	36.20	166.20	255.40	255.40	98.20	16.00	168.20	16.00	24.00	32.00	64.00			
DHC-7 Dash 7	C	45,000																	

MIAMI-DADE AVIATION DEPARTMENT
AVIATION CHARGES AT MIAMI INTERNATIONAL AIRPORT
Effective Oct 1, 2021 - September 30, 2022
Based on \$1.62 per 1,000 Pounds of Maximum Gross Landed Weight

															Aircraft Parking			
Aircraft Type	Size	Landing Weight	Landing Charges	All Airlines Domestic Arrival	All Departing Cuts Gates	CUTE RENTAL FEE	All Airlines Departure	All Airlines International Arrival	GAC International Arrival	GAC DOMESTIC Arr./Dep.	GAC/Remote Fuel Stop	Terminal Fuel Stop	1-5 Days	6-15 Days	16-30 Days	31+ Days		
Eclipse EA500	M-1	15,000	24.30	47.28	2.56	14.48	66.48	102.16	102.16	39.28	16.00	109.28	16.00	24.00	32.00	64.00		
EMB-110 Bandeirante	C	15,000	24.30	112.29	6.08	34.39	157.89	242.63	242.63	93.29	22.00	163.29	22.00	33.00	44.00	88.00		
EMB-120 Brasilia	C	26,000	42.12	177.30	9.60	54.30	249.30	383.10	383.10	147.30	37.00	217.30	37.00	55.00	74.00	148.00		
EMBRAER RJ145EP	N	42,000	68.04	177.30	9.60	54.30	249.30	383.10	383.10	147.30	57.00	217.30	57.00	85.50	114.00	228.00		
EMBRAER 175/170-200	N	75,000	121.50	449.16	24.32	137.56	631.56	970.52	970.52	373.16	78.00	443.16	78.00	117.00	156.00	312.00		
EMBRAER 195/190-200	N	101,000	163.62	697.38	37.76	213.58	980.58	1,506.86	1,506.86	579.38	106.00	649.38	106.00	159.00	212.00	424.00		
EMBRAER ERJ170-100	N	72,000	116.64	413.70	22.40	126.70	581.70	893.90	893.90	343.70	73.00	413.70	73.00	109.50	146.00	292.00		
EMBRAER ERJ-190-100	N	98,000	158.76	585.09	31.68	179.19	822.69	1,264.23	1,264.23	486.09	99.00	556.09	99.00	148.50	198.00	396.00		
EMBRAER 175E2/190-500	N	89,000	144.18	531.90	28.80	162.90	747.90	1,149.30	1,149.30	441.90	96.00	511.90	96.00	144.00	192.00	384.00		
EMBRAER 190E2/190-300	N	109,000	176.58	673.74	36.48	206.34	947.34	1,455.78	1,455.78	559.74	116.00	629.74	116.00	174.00	232.00	464.00		
EMBRAER 195E2/190-400	N	120,000	194.40	862.86	46.72	264.26	1,213.26	1,864.42	1,864.42	716.86	139.00	786.86	139.00	208.50	278.00	556.00		
Embraer Phenom 100	M-1	15,000	24.30	35.46	1.92	10.86	49.86	76.62	76.62	29.46	16.00	99.46	16.00	24.00	32.00	64.00		
Embraer Phenom 300	C	17,000	27.54	35.46	1.92	10.86	49.86	76.62	76.62	29.46	24.00	99.46	24.00	36.00	48.00	96.00		
EMBRAER EMB-550 (LEGACY 500)	C	35,000	56.70	47.28	2.56	14.48	66.48	102.16	102.16	39.28	41.00	109.28	41.00	61.50	82.00	164.00		
FALCON 10 / 100	C	18,000	29.16	47.28	2.56	14.48	66.48	102.16	102.16	39.28	17.00	109.28	17.00	25.50	34.00	68.00		
FALCON 2000	C	40,000	64.80	112.29	6.08	34.39	157.89	242.63	242.63	93.29	42.00	163.29	42.00	63.00	84.00	168.00		
FALCON 20D/20F/200	C	27,000	43.74	82.74	4.48	25.34	116.34	178.78	178.78	68.74	26.00	138.74	26.00	39.00	52.00	104.00		
FALCON 50	C	36,000	58.32	59.10	3.20	18.10	83.10	127.70	127.70	49.10	33.00	119.10	33.00	49.50	66.00	132.00		
FALCON 6X	C	67,000	108.54	94.56	5.12	28.96	132.96	204.32	204.32	78.56	64.00	148.56	64.00	96.00	128.00	256.00		
FALCON 7X	C	63,000	102.06	47.28	2.56	14.48	66.48	102.16	102.16	39.28	58.00	109.28	58.00	87.00	116.00	232.00		
FALCON 8X	C	63,000	102.06	82.74	4.48	25.34	116.34	178.78	178.78	68.74	62.00	138.74	62.00	93.00	124.00	248.00		
FALCON 900	C	45,000	72.90	47.28	2.56	14.48	66.48	102.16	102.16	39.28	42.00	109.28	42.00	63.00	84.00	168.00		
FOKKER 100	N	88,000	142.56	638.28	34.56	195.48	897.48	1,379.16	1,379.16	530.28	94.00	600.28	94.00	141.00	188.00	376.00		
FOKKER 50 (F27-50)	C	43,000	69.66	342.78	18.56	104.98	481.98	740.66	740.66	284.78	69.00	354.78	69.00	103.50	138.00	276.00		
FOKKER 70 (F28-70)	C	78,000	126.36	472.80	25.60	144.80	664.80	1,021.60	1,021.60	392.80	70.00	462.80	70.00	105.00	140.00	280.00		
FOKKER F27	C	42,000	68.04	295.50	16.00	90.50	415.50	638.50	638.50	245.50	69.00	315.50	69.00	103.50	138.00	276.00		
FOKKER F28 1000	C	59,000	95.58	372.33	20.16	114.03	523.53	804.51	804.51	309.33	61.00	379.33	61.00	91.50	122.00	244.00		
FOKKER F28 2000	C	59,000	95.58	372.33	20.16	114.03	523.53	804.51	804.51	309.33	61.00	379.33	61.00	91.50	122.00	244.00		
FOKKER F28 3000	C	69,000	111.78	502.35	27.20	153.85	706.35	1,085.45	1,085.45	417.35	70.00	487.35	70.00	105.00	140.00	280.00		
FOKKER F28 4000	C	69,000	111.78	502.35	27.20	153.85	706.35	1,085.45	1,085.45	417.35	70.00	487.35	70.00	105.00	140.00	280.00		
GRUMMAN EXCEPT G-111	M-1	15,000	24.30	47.28	2.56	14.48	66.48	102.16	102.16	39.28	16.00	109.28	16.00	24.00	32.00	64.00		
Grumman G-111	C	32,000	51.84	165.48	8.96	50.68	232.68	357.56	357.56	137.48	51.00	207.48	51.00	76.50	102.00	204.00		
Gulfstream G150	C	22,000	35.64	47.28	2.56	14.48	66.48	102.16	102.16	39.28	28.00	109.28	28.00	42.00	56.00	112.00		
GULFSTREAM G500/G-VII-500	C	65,000	105.30	112.29	6.08	34.39	157.89	242.63	242.63	93.29	71.00	163.29	71.00	106.50	142.00	284.00		
GULFSTREAM G600/G-VII-600	C	77,000	124.74	112.29	6.08	34.39	157.89	242.63	242.63	93.29	81.00	163.29	81.00	121.50	162.00	324.00		
BOMBARDIER GLOBAL 7000	C	86,000	139.32	100.47	5.44	30.77	141.27	217.09	217.09	83.47	102.00	153.47	102.00	153.00	204.00	408.00		
BOMBARDIER GLOBAL 8000	C	86,000	139.32	76.83	4.16	23.53	108.03	166.01	166.01	63.83	94.00	133.83	94.00	141.00	188.00	376.00		
Gulfstream G-159	C	33,000	53.46	130.02	7.04	39.82	182.82	280.94	280.94	108.02	44.00	178.02	44.00	66.00	88.00	176.00		
Gulfstream G280	C	33,000	53.46	59.10	3.20	18.10	83.10	127.70	127.70	49.10	37.00	119.10	37.00	55.50	74.00	148.00		
Gulfstream G450/G-IV-X	C	66,000	106.92	94.56	5.12	28.96	132.96	204.32	204.32	78.56	61.00	148.56	61.00	91.50	122.00	244.00		
Gulfstream G550/G-V-SP	C	75,000	121.50	106.38	5.76	32.58	149.58	229.86	229.86	88.38	79.00	158.38	79.00	118.50	158.00	316.00		
Gulfstream G650/G-VI	C	84,000	136.08	70.92	3.84	21.72	99.72	153.24	153.24	58.92	87.00	128.92	87.00	130.50	174.00	348.00		
Gulfstream G700/G-VIII-700	C	84,000	136.08	112.29	6.08	34.39	157.89	242.63	242.63	93.29	99.00	163.29	99.00	148.50	198.00	396.00		
Gulfstream Galaxy	C	28,000	45.36	59.10	3.20	18.10	83.10	127.70	127.70	49.10	32.00	119.10	32.00	48.00	64.00	128.00		
Gulfstream II/III/IV	C	59,000	95.58	94.56	5.12	28.96	132.96	204.32	204.32	78.56	57.00	148.56	57.00	85.50	114.00	228.00		
Gulfstream V	C	66,000	106.92	47.28	2.56	14.48	66.48	102.16	102.16	39.28	75.00	109.28	75.00	112.50	150.00	300.00		
HA-420	M-1	15,000	24.30	35.46	1.92	10.86	49.86	76.62	76.62	29.46	16.00	99.46	16.00	24.00	32.00	64.00		
Hawker 700	C	23,000	37.26	47.28	2.56	14.48	66.48	102.16	102.16	39.28	23.00	109.28	23.00	34.50	46.00	92.00		
Hawker 750	C	23,000	37.26	47.28	2.56	14.48	66.48	102.16	102.16	39.28	23.00	109.28	23.00	34.50	46.00	92.00		
Hawker 800	C	23,000	37.26	47.28	2.56	14.48	66.48	102.16	102.16	39.28	23.00	109.28	23.00	34.50	46.00	92.00		
Hawker 850	C	23,000	37.26	47.28	2.56	14.48	66.48	102.16	102.16	39.28	23.00	109.28	23.00	34.50	46.00	92.00		
Hawker 900XP	C	23,000	37.26	47.28	2.56	14.48	66.48	102.16	102.16	39.28	23.00	109.28	23.00	34.50	46.00	92.00		
Hawker 1000	C	31,000	50.22	53.19	2.88	16.29	74.79	114.93	114.93	44.19	24.00	114.19	24.00	36.00	48.00	96.00		
Hawker 4000	C	34,000	55.08	47.28	2.56	14.48	66.48	102.16	102.16	39.28	38.00	109.28	38.00	57.00	76.00	152.00		
Helicopters	M-1	15,000	24.30	23.64	1.28	7.24	33.24	51.08	51.08	19.64	16.00	89.64	16.00	24.00	32.00	64.00		
HS 125 (except 1000)	C	23,000	37.26	47.28	2.56	14.48	66.48	102.16	102.16	39.28	20.00	109.28	20.00	30.00	40.00	80.00		
II-114	C	50,000	81.00	378.24	20.48	115.84	531.84	817.28	817.28	314.24	75.00	384.24	75.00	112.50	150.00	300.00		
II-62 / 62M / 62MK	N	252,000	408.24	1,081.53	58.56	331.23	1,520.73	2,336.91										

MIAMI-DADE AVIATION DEPARTMENT
AVIATION CHARGES AT MIAMI INTERNATIONAL AIRPORT
Effective Oct 1, 2021 - September 30, 2022
Based on \$1.62 per 1,000 Pounds of Maximum Gross Landed Weight

														Aircraft Parking				
Aircraft Type	Size	Landing Weight	Landing Charges	All Airlines Domestic Arrival	All Departing Cute Gates	CUTE RENTAL FEE	All Airlines Departure	All Airlines International Arrival	GAC International Arrival	GAC DOMESTIC Arr./Dep.	GAC/Remote Fuel Stop	Terminal Fuel Stop	1-5 Days	6-15 Days	16-30 Days	31+ Days		
L-610G	C	33,000	53.46	236.40	12.80	72.40	332.40	510.80	510.80	196.40	27.00	266.40	27.00	40.50	54.00	108.00		
LA42/ILA-4-260/BUCCA	M-1	15,000	24.30	23.64	1.28	7.24	33.24	51.08	51.08	19.64	16.00	89.64	16.00	24.00	32.00	64.00		
Learjet C-21A	C	16,000	25.92	47.28	2.56	14.48	66.48	102.16	102.16	39.28	18.00	109.28	18.00	27.00	36.00	72.00		
Learjet 20 series	M-1	15,000	24.30	59.10	3.20	18.10	83.10	127.70	127.70	49.10	16.00	119.10	16.00	24.00	32.00	64.00		
Learjet 30 series	C	16,000	25.92	59.10	3.20	18.10	83.10	127.70	127.70	49.10	18.00	119.10	18.00	27.00	36.00	72.00		
Learjet 45	C	19,000	30.78	59.10	3.20	18.10	83.10	127.70	127.70	49.10	18.00	119.10	18.00	27.00	36.00	72.00		
Learjet 55	C	16,000	25.92	59.10	3.20	18.10	83.10	127.70	127.70	49.10	18.00	119.10	18.00	27.00	36.00	72.00		
Learjet 60	C	20,000	32.40	59.10	3.20	18.10	83.10	127.70	127.70	49.10	18.00	119.10	18.00	27.00	36.00	72.00		
Learjet 70	C	20,000	32.40	47.28	2.56	14.48	66.48	102.16	102.16	39.28	25.00	109.28	25.00	37.50	50.00	100.00		
Learjet 75	C	20,000	32.40	47.28	2.56	14.48	66.48	102.16	102.16	39.28	26.00	109.28	26.00	39.00	52.00	104.00		
LET 420	C	15,000	24.30	112.29	6.08	34.39	157.89	242.63	242.63	93.29	27.00	163.29	27.00	40.50	54.00	108.00		
LM200	C	19,000	30.78	159.57	8.64	48.87	224.37	344.79	344.79	132.57	87.00	202.57	87.00	130.50	174.00	348.00		
Maule (ALL)	M-1	15,000	24.30	23.64	1.28	7.24	33.24	51.08	51.08	19.64	16.00	89.64	16.00	24.00	32.00	64.00		
MD-11 Ftr	W	472,000	764.64	-	-	-	-	-	-	-	298.00	70.00	298.00	447.00	596.00	1,192.00		
MD-11 Pax 11ER	W	430,000	696.60	1,684.35	91.20	515.85	2,368.35	3,639.45	3,639.45	1,399.35	298.00	1,469.35	298.00	447.00	596.00	1,192.00		
MD-81	N	128,000	207.36	862.86	46.72	264.26	1,213.26	1,864.42	1,864.42	716.86	140.00	786.86	140.00	210.00	280.00	560.00		
MD-82	N	130,000	210.60	916.05	49.60	280.55	1,288.05	1,979.35	1,979.35	761.05	140.00	831.05	140.00	210.00	280.00	560.00		
MD-83	N	139,000	225.18	916.05	49.60	280.55	1,288.05	1,979.35	1,979.35	761.05	140.00	831.05	140.00	210.00	280.00	560.00		
MD-87	N	130,000	210.60	644.19	34.88	197.29	905.79	1,391.93	1,391.93	535.19	123.00	605.19	123.00	184.50	246.00	492.00		
MD-88	N	130,000	210.60	880.59	47.68	269.69	1,238.19	1,902.73	1,902.73	731.59	140.00	801.59	140.00	210.00	280.00	560.00		
MD-90-30	N	142,000	230.04	933.78	50.56	285.98	1,312.98	2,017.66	2,017.66	775.78	144.00	845.78	144.00	216.00	288.00	576.00		
Merlin (all)	C	16,000	25.92	112.29	6.08	34.39	157.89	242.63	242.63	93.29	30.00	163.29	30.00	45.00	60.00	120.00		
Metro (all)	C	16,000	25.92	112.29	6.08	34.39	157.89	242.63	242.63	93.29	30.00	163.29	30.00	45.00	60.00	120.00		
Mooney (All)	M-1	15,000	24.30	23.64	1.28	7.24	33.24	51.08	51.08	19.64	16.00	89.64	16.00	24.00	32.00	64.00		
MU-2/24/26	M-1	15,000	24.30	47.28	2.56	14.48	66.48	102.16	102.16	39.28	16.00	109.28	16.00	24.00	32.00	64.00		
RJ70	N	80,000	129.60	472.80	25.60	144.80	664.80	1,021.60	1,021.60	392.80	93.00	462.80	93.00	139.50	186.00	372.00		
Navion (All)	M-1	15,000	24.30	23.64	1.28	7.24	33.24	51.08	51.08	19.64	16.00	89.64	16.00	24.00	32.00	64.00		
Nord 262	C	23,000	37.26	171.39	9.28	52.49	240.99	370.33	370.33	142.39	39.00	212.39	39.00	58.50	78.00	156.00		
P180 Avanti	C	15,000	24.30	53.19	2.88	16.29	74.79	114.93	114.93	44.19	19.00	114.19	19.00	28.50	38.00	76.00		
Tecnam P2012 Traveller	C	15,000	24.30	53.19	2.88	16.29	74.79	114.93	114.93	44.19	16.00	114.19	16.00	24.00	32.00	64.00		
PILATUS PC-24	C	15,000	24.30	59.10	3.20	18.10	83.10	127.70	127.70	49.10	27.00	119.10	27.00	40.50	54.00	108.00		
P-3 Orion	N	96,000	155.52	484.62	26.24	148.42	681.42	1,047.14	1,047.14	402.62	102.00	472.62	102.00	153.00	204.00	408.00		
PC-12/PC-6	M-1	15,000	24.30	59.10	3.20	18.10	83.10	127.70	127.70	49.10	16.00	119.10	16.00	24.00	32.00	64.00		
Piper (MALIBU & MULTI ENGINE)	M-1	15,000	24.30	47.28	2.56	14.48	66.48	102.16	102.16	39.28	16.00	109.28	16.00	24.00	32.00	64.00		
Piper Single Engine	M-1	15,000	24.30	23.64	1.28	7.24	33.24	51.08	51.08	19.64	16.00	89.64	16.00	24.00	32.00	64.00		
Pitts (All)	M-1	15,000	24.30	11.82	0.64	3.62	16.62	25.54	25.54	9.82	16.00	79.82	16.00	24.00	32.00	64.00		
RJ100 Regional Jet	N	45,000	72.90	295.50	16.00	90.50	415.50	638.50	638.50	245.50	55.00	315.50	55.00	82.50	110.00	220.00		
RJ200 Regional Jet	N	47,000	76.14	295.50	16.00	90.50	415.50	638.50	638.50	245.50	54.00	315.50	54.00	81.00	108.00	216.00		
RJ700 / Challenger 870	N	67,000	108.54	413.70	22.40	126.70	581.70	893.90	893.90	343.70	71.00	413.70	71.00	106.50	142.00	284.00		
RJ900 / Challenger 890	N	74,000	119.88	413.70	22.40	126.70	581.70	893.90	893.90	343.70	80.00	413.70	80.00	120.00	160.00	320.00		
RJ1000	N	82,000	132.84	614.64	33.28	188.24	864.24	1,328.08	1,328.08	510.64	97.00	580.64	97.00	145.50	194.00	388.00		
RJ135	C	41,000	66.42	218.67	11.84	66.97	307.47	472.49	472.49	181.67	50.00	251.67	50.00	75.00	100.00	200.00		
RJ140	N	41,000	66.42	260.04	14.08	79.64	365.64	561.88	561.88	216.04	54.00	286.04	54.00	81.00	108.00	216.00		
RJ145	N	42,000	68.04	295.50	16.00	90.50	415.50	638.50	638.50	245.50	57.00	315.50	57.00	85.50	114.00	228.00		
RJ90	C	84,000	136.08	543.72	29.44	166.52	764.52	1,174.84	1,174.84	451.72	99.00	521.72	99.00	148.50	198.00	396.00		
Saab 2000	C	48,000	77.76	200.94	10.88	61.54	282.54	434.18	434.18	166.94	63.00	236.94	63.00	94.50	126.00	252.00		
Saab 340 Except 340A	C	28,000	45.36	177.30	9.60	54.30	249.30	383.10	383.10	147.30	40.00	217.30	40.00	60.00	80.00	160.00		
Saab 340A	C	28,000	45.36	106.38	5.76	32.58	149.58	229.86	229.86	88.38	40.00	158.38	40.00	60.00	80.00	160.00		
Saberliner (ALL)	C	20,000	32.40	59.10	3.20	18.10	83.10	127.70	127.70	49.10	21.00	119.10	21.00	31.50	42.00	84.00		
Shorts 330 (SD3-30)	C	23,000	37.26	177.30	9.60	54.30	249.30	383.10	383.10	147.30	38.00	217.30	38.00	57.00	76.00	152.00		
Shorts 360 (SD3-60)	C	27,000	43.74	212.76	11.52	65.16	299.16	459.72	459.72	176.76	46.00	246.76	46.00	69.00	92.00	184.00		
Sukhoi SSJ100-95	N	90,000	145.80	549.63	29.76	168.33	772.83	1,187.61	1,187.61	456.63	79.00	526.63	79.00	118.50	158.00	316.00		
Swearingen Merlin	M-1	15,000	24.30	47.28	2.56	14.48	66.48	102.16	102.16	39.28	16.00	109.28	16.00	24.00	32.00	64.00		
TECNAM ASTORE	M-1	15,000	24.30	11.82	0.64	3.62	16.62	25.54	25.54	9.82	16.00	79.82	16.00	24.00	32.00	64.00		
TECNAM P2006T	M-1	15,000	24.30	23.64	1.28	7.24	33.24	51.08	51.08	19.64	16.00	89.64	16.00	24.00	32.00	64.00		
TECNAM P2002 SIERRA	M-1	15,000	24.30	11.82	0.64	3.62	16.62	25.54	25.54	9.82	16.00	79.82	16.00	24.00	32.00	64.00		
TECNAM P2004 BRAVO	M-1	15,000	24.30	23.6														

TERMINAL

Airline Activity Based Fees Calculation Miami International Airport For Fiscal Years Ending September 30,

Concourse Use Fee Calculation

		FY 2020-21	FY 2021-22
Holdroom Square Feet	[A]	409,746	461,127
Circulation Square Feet	[B]	513,498	566,283
Total Holdroom and Circulation Square Feet	[C=A+B]	923,244	1,027,410
Class III Terminal Rental Rate	[D]	\$88.75	\$85.16
Equivalent Concourse Rent	[E=CxD]	\$81,937,905	\$87,494,236
Active Gates	[F]	\$123	135
Fee per Preferential Gate - Annually	[G=E/F]	\$666,162	\$648,105.45
Preferential Gates	[H=F-J]	62	77
Equivalent Concourse Rent - Preferential Gates	[I=GxH]	\$41,302,033	\$49,904,120
Common Use Gates	[J]	61	58
Equivalent Concourse Rent - Common Use Gates	[K=GxJ]	\$40,635,872	\$35,640,116
Total Domestic Arr./Dep., Int'l Dep. plus Precleared	[L]	8,281,132	7,259,935
Fee per Seat - Common Use	[M=K/L]	\$4.91	\$4.91

Baggage Claim Fee Calculation

Baggage Claim Square Feet	[A]	85,880	90,435
Class III Terminal Rental Rate	[B]	\$88.75	\$85.16
Equivalent Rent	[C=AxB]	\$7,621,850	\$7,701,445
Baggage Claim Eqpmnt & Maintenance Costs	[D]	2,149,967	2,127,480
Total for Recovery	[E=C+D]	\$9,771,817	\$9,828,925
Domestic Arriving Seats	[F]	10,647,117	9,800,478
Fee per Seat	[E/F]	\$0.92	\$1.00

Screening Costs		\$14,394,871	\$14,455,080
Less: Reimbursement from TSA		(500,000)	(500,000)
	[A]	\$13,894,871	\$13,955,080
Class III Screening Sq. Ft.	[B]	158,118	165,005
Class III Terminal Rental Rate	[C]	\$88.75	\$85.16
Class III Screening Space Costs	[D=BxC]	14,032,973	\$14,051,826
Class IV Screening Sq. Ft.	[E]	46,037	47,289
Class IV Terminal Rental Rate	[F]	\$44.38	\$42.58
Class IV Screening Space Costs	[G=ExF]	2,043,122	\$2,013,566
Screening Space Costs - Total	[H=D+G]	16,076,095	\$16,065,391
Total Departing Seats	[I]	20,748,588	19,098,700
Fee per Seat	[J=(A+H)/I]	\$1.44	\$1.57

International Facilities Use Fee Calculation

International Facilities Costs	[A]	\$25,368,366	\$18,843,148
QAS Porter Service Equipment Reimbursement	[B]	0	0
	[C=A+B]	\$25,368,366	\$18,843,148
Class III - Int'l Sterile, FIS and Bag Claim Sq. Ft.	[D]	1,090,818	1,135,256
Class III Terminal Rental Rate	[E]	\$88.75	\$85.16
International Space Costs	[F=DxE]	\$96,810,098	\$96,678,401
International Inbound - Class IV - South Terminal	[G]	16,995	16,995
International Inbound - Class IV - North Terminal	[H]	59,840	59,840
	[I=G+H]	76,835	76,835
Class IV Terminal Rental Rate	[J]	\$44.38	\$42.58
International Inbound Costs	[K=IxJ]	\$3,409,937	\$3,271,634
International Facilities and Inbound Costs	[L=C+F+K]	\$125,588,401	\$118,793,184
International Arriving Seats	[M]	10,104,296	9,300,822
Fee per Seat	[L/M]	\$12.43	\$12.77

Terminal Rental Rates and Fees Calculations

Miami International Airport

For Fiscal Years Ending September 30,

Average (Class III) Terminal Rental Rates Calculation

		<u>FY 2020-21</u>	<u>FY 2021-22</u>
Terminal Rent Requirement	[A]	\$384,132,014	\$387,936,121
Weighted Revenue Sq. Ft.	[B]	4,328,027	4,555,364
 Class III Rate per Sq. Ft.	 [A/B]	 \$88.75	 \$85.16

Type of Space	Class III Rate	Weight Factor	Rate	Airline Rented Space	Total Airline Revenue
	[A]	[B]	[C=AxB]	[D]	[CxD]
<u>FY 2020-21</u>					
Class I	\$88.75	1.00	\$88.75	20,024	\$1,777,130
Class II	\$88.75	1.50	133.13	169,040	22,504,295
Class III	\$88.75	1.00	88.75	272,742	24,205,853
Class IV	\$88.75	0.50	44.38	221,536	9,831,768
Class V	\$88.75	0.25	22.19	11,879	263,595
Class VI	\$88.75	1.00	88.75	3,477	308,584
				<u>698,698</u>	<u>\$58,891,224</u>
<u>FY 2021-22</u>					
Class I	\$85.16	1.00	\$85.16	21,339	\$1,817,229
Class II	85.16	1.50	127.74	140,000	17,883,600
Class III	85.16	1.00	85.16	283,156	24,113,565
Class IV	85.16	0.50	42.58	231,879	9,873,408
Class V	85.16	0.25	21.29	11,879	252,904
Class VI	85.16	1.00	85.16	3,597	306,321
				<u>691,850</u>	<u>\$54,247,026</u>

CUTE Rates (Common Use Terminal Equipment) Miami International Airport Effective October 1, 2021

CUTE Gate Rates

Gate Usage Fee (CUTE Equipment Rental)—**\$0.32 per departing seat**

Ticket Counter Usage Fee – The Aviation Department began recovering CUTE costs through departing seats effective Oct. 1, 2014.

	<u>Fee per Departing Seat</u>	<u>Fee per ticket counter hour *</u>
CUTE Equipment Rental	\$0.65	\$6.51
Class I Rental Expense for Ticket Counter	0.33	3.34
Class IV Rental Expense for Baggage Makeup	.81	8.90
CUTE Dynamic Signage (Back-wall Displays)	<u>0.02</u>	<u>0.20</u>
Total	<u>\$1.81</u>	<u>\$18.95</u>

Maximum daily rate per ticket counter - **\$227.40 (12 hours multiplied by Ticket Counter Usage Fee)***

** Applies to CUTE-exempt carriers only*

CUTE Dynamic Signage (Back-wall Display)

- Maximum monthly rate - **\$40.00 per ticket counter position.**
- Annual rate for back-wall displays located within leased areas - **\$960.00 per display.**

CUTE Back-office / Operations / Educational Equipment – the monthly charge will apply to vendor-maintained CUTE equipment located in leased areas. Wiring and cabling installation will be charged separately.

- **Monthly Charge per Unit - \$122.80**

Manual CUTE Ticket Counter Rates

Rates apply to airlines that use CUTE ticket counters but process their passengers manually. These rates also apply to General Aeronautical Service Permittees (GASPer) who process passengers for airlines that do not have a Terminal Agreement with MDAD.

- **Standard Manual Rate -**
 - * **Wide-body aircraft (over 200 seats) - \$530.47 per flight**
Based on seven ticket counters at four hours each = 7 x 4 x hourly ticket counter usage fee of \$18.95
 - * **Narrow aircraft (101 seats through 200 seats) - \$303.12 per flight**
Based on four ticket counters at four hours each = 4 x 4 x hourly ticket counter usage fee of \$18.95
 - * **Regional Commuter aircraft (20 seats through 100 seats) - \$151.56 per flight**
Based on two ticket counters at four hours each = 2 x 4 x hourly ticket counter usage fee of \$18.95
 - * **Small Turbo aircraft (under 20 seats) - \$75.78 per flight**
Based on two ticket counters at four hours each = 1 x 4 x hourly ticket counter usage fee of \$18.95
- **Unauthorized Manual Rate** – Airline is charged unauthorized rates if the CUTE system was available and they did not use it.
 - * **Wide-body aircraft (over 200 seats) - \$1,060.93 per flight**
Based on seven ticket counters at four hours each = 7 x 4 x hourly ticket counter usage fee of \$18.95 + 100% premium
 - * **Narrow aircraft (101 seats through 200 seats) - \$606.25 per flight**
Based on four ticket counters at four hours each = 4 x 4 x hourly ticket counter usage fee of \$18.95 + 100% premium
 - * **Regional Commuter aircraft (20 seats through 100 seats) - \$303.12 per flight**
Based on four ticket counters at four hours each = 2 x 4 x hourly ticket counter usage fee of \$18.95 + 100% premium
 - * **Small Turbo aircraft (under 20 seats) - \$151.56 per flight**
Based on four ticket counters at four hours each = 1 x 4 x hourly ticket counter usage fee of \$18.95 + 100% premium

CUTE Rates
Miami International Airport
Effective October 1, 2021

Miscellaneous CUTE Charges

Hourly Charges (TWOV lounges, ITI lounges, ITI baggage, and Ramp Baggage Make-up) - the fee shall be \$6.51 per hour for each respective area.

Cruise Check-In Facility at Miami Seaport maintenance charges (added to CUTE hourly usage fees) – on-site maintenance single circuit is \$10.00 per hour with back-up circuit at \$10.34 per hour. For on-call maintenance (response within two hours) the fee is \$3.16 per hour for single circuit and \$3.51 per hour for back-up circuit.

CUTE Rate Based on Departing Aircraft Seat – A CUTE rate of \$1.82 per departing aircraft seat will be charged to non-exempt carriers.

CUSS Charges (Common Use Self Service)

Per Transaction Fee – the fee shall be **\$0.58 per transaction** at all Miami-Dade Aviation Department common use CUSS units.

Monthly Fee (Desktop Unit) – The fee shall be **\$50.69 per unit, per month**. Includes hardware/software costs and operation & maintenance costs.

Monthly Fee (Standalone Unit) – The fee shall be **\$93.27 per unit, per month**. Includes hardware/software costs, 6 sq. ft. of class I space at current rate and operation & maintenance costs.

CCTV Charges (Closed-Circuit Television)

Cameras

- PTZ (Pan-Tilt-Zoom) \$24.00 each, per month
- Fixed \$16.00 each, per month

Viewing/Workstations

- Cellstack/NICE (1) \$614.00 each, per month
- Cellstack (2) \$553.00 each, per month
- NICE (3) \$461.00 each, per month

Recording – Per Port

- NICE Pro (30-day recording) \$14.00 each, per month
- NICE Harmony (20-day recording) \$9.00 each, per month

(1) Required for recording

(2) Digital quality viewing without recording capability

(3) Standard quality viewing without recording capability.

Calculation of CUTE Fees **CUTE Rate Summary and Prior Year Comparison** **Miami-Dade Aviation Department** **For Fiscal Years Ending September 30,**

		Budget			
		FY2021		FY2022	
Infrastructure Fee (included in Concourse Use Fee)					
Operating Costs		\$0.00		\$0.00	
Equipment Costs (Core Room Hardware/Servers)		0.00		0.00	
	[A]	\$0.00		\$0.00	
All Departing Seats Estimate	[B]	20,746,634		19,096,902	
Cost per Departing Seat	[A/B]	\$0.00		\$0.00	
Gate Usage Fee					
Operating Costs		\$1,229,449		\$1,656,268	
Training Cost Allocation (5)		37,527		52,370	
Telecom Charges		27,648		33,696	
Total Costs	[C]	\$1,294,624		\$1,742,334	
CUTE Airlines Departing Seats Estimate	[D]	4,580,361		5,391,256	
Gate Usage Fee per Departing Seat	[C/D]	\$0.28		\$0.32	
Ticket Counter Usage Fee					
Operating Costs	[a]	\$3,111,517		\$3,509,605	
Training Cost Allocation (5)	[a]	94,524		110,971	
Telecom Charges	[a]	48,384		57,456	
Ticket Counter Terminal Space Cost		1,963,434		1,884,012	
CUTE Class I Terminal Space (sq. ft.) (1)		27,654		27,654	
x Class I Terminal Rental Rate		\$88.75		\$85.16	
x Vacancy Factor applied to CUTE Class I sq ft		20%		20%	
Outbound Bag Makeup Terminal Space (sq. ft.)		4,770,761		4,577,265	
CUTE Class IV Terminal Space in sq ft.		107,498		107,498	
x Class IV Terminal Rental Rate		\$44.38		\$42.58	
Total Ticket Counter CUTE Costs	[E]	\$9,988,620		\$10,139,309	
CUTE Ticket Counter Hours Estimate (2)	[F]	475,000		565,000	
CUTE Ticket Counter Hours Estimate without Outbd BMU (3)	[G]	425,000		514,000	
		Hourly	Per Seat (6)	Hourly	Per Seat (6)
Ticket Counter Usage Fee	[E/F]	\$22.21	\$2.08	\$18.75	\$1.80
Ticket Counter Usage Fee W/O OUTBOUND BMU	[E/G]	\$10.98	\$1.11	\$9.84	\$1.01
Hourly Eqpmt Fee Chg for VIP Lounge	[a/F]	\$6.85	n/a	\$6.51	n/a
VIP Lounge Eqpmt Monthly Charge Cap (4)		\$1,187.58	n/a	\$1,128.36	n/a
Airline Back Office / Operations Eqpmt Monthly Charge		\$122.80	n/a	\$0.00	n/a
Common Use Display Charge					
Operating Costs		\$110,564	\$110,564	\$110,564	\$110,564
CUTE Ticket Counter Hours (2) or Seats Estimate	[H]	475,000	4,580,361	565,000	5,391,256
Display Charge per Position	[G/H]	\$0.23	\$ 0.02	\$0.20	\$0.02
Exempt Airline Monthly Charge Cap		\$40.00	n/a	\$40.00	n/a

- (1) Exempt status ticket counter space is excluded from CUTE rate calculation.
(2) Based on an average of 4 hours per day per ticket counter position for 360 days.
(3) Same assumptions as footnote #(2) above, but excludes the CUTE ticket counter positions that feed to the AA/NTD baggage system.
(4) Based on hourly equipment rate multiplied by 40 hours per week multiplied by 52 weeks per year (2,080 hrs) divided by 12 months.
(5) Training costs include MDAD Training Room space rental at Class III rates.
(6) Effective Oct. 1, 2014 MDAD began charging non-exempt carriers for ticket counter usage based on departing seats.

LANDSIDE

**Public and Employee Parking
At Miami International Airport
Effective October 1, 2021**

Public Parking

Miami International Airport's parking facilities consist of two multi-level parking garages, identified as the DOLPHIN GARAGE and the FLAMINGO GARAGE.

Standard Parking Rates:

- Variable between \$8.00 and \$38.00 based on demand (Holidays, time of day, day of week, availability, etc.). *Standard parking rate of \$2.00 for each 20 minute increment or part thereof to a maximum of \$17.00 per day will remain in effect during this fiscal year, or until new rates are implemented by the Department during this fiscal year.*

Valet Parking:

- \$18.00 for the first 1-3 hours or part thereof. After 3 hours, the daily maximum will be \$30.00 per day.

Parking Space Reservation:

- \$10.00 per vehicle parking space. This is a prepaid fee and charged in addition to existing vehicle parking rates. The space reservation expires when vehicle exits the reserved parking space.

Terminal Garages:

Both the DOLPHIN GARAGE and the FLAMINGO GARAGE connect to the Terminal Building by moving sidewalks, located on the 3rd level of the garages.

Disabled Parking:

Designated disabled permit parking and stroller permit parking is available on the 3rd level of the garages.

Over-height Vehicles:

Over-height vehicles may use the "High-Vehicle" surface lot parking area located adjacent to the East side of the DOLPHIN GARAGE.

**Public and Employee Parking
At Miami International Airport
Effective October 1, 2021**

Employee Parking

Employee Parking Decals - the fee shall be **\$30.00 per decal per month** (Park 8 and Employee Parking Lot).

Motorcycle Parking Decals – the fee shall be **\$180.00 per decal per year.**

Long-term Parking Magnetic Cards - the fee shall be **\$100.00 per employee, per month.**

Contractor Parking

Contractor Parking Cards - the fee shall be **\$200.00 per card, per year.**

Towed Vehicles

The fee for towed vehicles shall be **\$50.00 per occurrence.**

**Ground Transportation Fees
Miami International Airport
Effective October 1, 2021**

SUB-CLASS	FEE
<i>The following deposit applies to all sub-classes except for Class D:</i> <ul style="list-style-type: none"> \$500 security deposit per company with less than 10 vehicles \$1,000 per company with 10 or more vehicles MDAD may waive the security deposit requirement for a company paying fees on a per trip basis and having a maximum of one trip per month 	
Shuttle/Delivery Service	
A1—Bus	\$7.00 per trip
A2—Van	\$3.00 per trip
A3—Limo	\$2.00 per trip
B1—Hotel/Motel (Small)	\$1.00 per trip
B2—Hotel/Motel (Large)	\$2.00 per trip
B3—Commercial (Small)	\$2.50 per trip
B4—Commercial (Large)	\$3.00 per trip
C1—Crew Service (Small)	\$1.00 per trip
C2—Crew Service (Large)	\$2.00 per trip
Class D—Delivery Service	MDAD may assess a fee within the range of \$1-\$12.00 which reflects the appropriate operating costs applicable to the service performed and the size of vehicle used.
Off-Airport Rental Car Companies	
B5—Off-airport Car Rental Companies with less than \$500,000 annual MIA gross revenues	\$3.00 for each MIA contract
B6—Off-airport Car Rental Companies with MIA gross revenues between \$500,000 and \$4.9 million annually	4.5% of gross revenues from MIA passengers
B7—Off-airport Car Rental Companies with MIA gross revenues in excess of \$5 million annually but less than 20 million	7.5% of gross revenues from MIA passengers
Off-Airport Parking Lot Operators	
B8—Off Airport Parking Lot Operators (Small vans)	Upper Level—\$1.00 per trip Lower Level—\$2.50 per trip
B9—Off Airport Parking Lot Operators (Large vans)	Upper Level—\$2.00 per trip Lower Level—\$3.00 per trip
Expedite Service Vehicle	
Class E Vehicles (companies with courier vehicles, armored cars and expedite late baggage vehicles)	\$200.00 annual permit fee per vehicle

Class E permits also include food vendors who pay a \$360.00 yearly fee for the annual permit, which expires each December 31st.

For sub-class B7 having less than \$20 million in annual gross revenues from MIA passengers, the Aviation Department charges 7.5% of gross revenues. For sub-class B7 having \$20 million or *more* in annual gross revenues from MIA passengers, 9% of gross revenues is charged.

Ground Transportation Fees (continued)

- **Mobile Food Truck Vendor Fee:** the annual fee shall be **\$360.00 per vehicle**. This fee will be assessed to mobile food truck vendors that sell food to the labor force at MIA.
- **Taxicab Operation Fee:** the fee shall be **\$2.00 per trip**.
- **Ground Transportation Annual Permit Renewal Fee:** the annual fee shall be **\$100.00 per permit**.
- **Ground Transportation Permit Late Renewal Fee:** the annual fee shall be **\$100.00 per permit**.

Authority to Revise or Adjust Building and Land Rental Rates During Period Following Board of County Commissioners Action and Before Next Approval by Board Based on Revised Appraisal

By establishing and authorizing the imposition of the rental rates reflected on the attached appraisal document or in this Budget, the Board also establishes and authorizes the Aviation Department to impose, during the period following the Board's action and before the next approval by the Board of rental rates for the properties, any revised rental rates that are based on appraisals of any of the properties described in the attached document or the Budget that are obtained as a result of an appraisal performed under the authority of Board's action or agreement previously approved by the Board.

Miami International Airport Land Rental Rates Effective October 1, 2021

The following rental rates are to be effective October 2021 and applied to all present and future leaseholds, when applicable. A map of land zone areas is attached.

Land Zone	Actual 2020-2021 Rates	Proposed 2021-2022 Rates
1 Airport	\$2.15 per sq.ft.	\$2.25 per sq.ft.
1a Airport – vacant land with aircraft access	N/A	N/A
2 Commercial sites at SEC of NW 36 th St & NW 72 nd Ave	\$2.75 per sq.ft.	\$3.00 per sq.ft.
3 N.W. 21 st St. and N.W. 39 th Avenue	\$3.35 per sq.ft.	\$3.60 per sq.ft.
4 Fuel Farm, NW 72 nd Avenue & eastern Perimeter Road	\$2.35 per sq.ft.	\$2.50 per sq.ft.
5 N.W. 16 TH Street (non-buildable sites)	\$0.50 per sq.ft.	\$0.50 per sq.ft.
6 Jai-Alai fronton land area & NW 36 th Street Frontage	\$2.45 per sq.ft.	\$2.70 per sq.ft.
7 Commercial Sites on NW 12 th St	\$2.20 per sq.ft.	\$2.40 per sq.ft.
8 North of NW 36 th Street (Miami Springs)	\$2.20 per sq.ft.	\$2.70 per sq.ft.
9 Riverfront land at 3795 NW South River Drive	N/A	\$2.75 per sq.ft.

NOTE: There is an additional charge of \$.10 per square foot where special services are provided, such as high intensity lighting, power cost, etc. Tenants are responsible for keeping the site clean of debris.

Paving Rates

Paving rates are charged in addition to land rental rates.

Type of Paving	Actual 2020-2021 Rates	Proposed 2021-2022 Rates
Standard (Vehicular) Landside	\$0.45 per sq.ft.	\$0.50 per sq.ft.
Standard (Vehicular) Airside	\$0.70 per sq.ft.	\$0.75 per sq.ft.
Heavy Duty (Aircraft) Existing	\$0.90 per sq.ft.	\$0.95 per sq.ft.

Building Rental Rates - Miami International Airport Effective October 1, 2021

The following are the estimated annual square foot building rates for the period October 2021 to September 2022. **Rental rates exclude land, water, sewer, electric, and common area janitorial, except where footnoted.**

Unless otherwise waived by the Aviation Department, it is a requirement that every tenant leasing Airport warehouse space must also lease office space equivalent to no less than 5% of the total square footage of the warehouse leasehold.

Building #. (Old bldg. #)	Building Description	Actual Rate 2020-2021	Proposed Rate 2021-2022
49	Offices (A/C) Shop (A/C)	\$6.00 \$6.00	\$6.00 \$6.00
700	Cargo – Belly Building (Non A/C) Offices (A/C) 1st Floor Mezzanine Office (A/C) 3 rd Floor Storage (storage only) ¹	\$10.50 (11) \$15.00 (1) \$12.50 \$10.00	\$10.50 (1) \$15.00 (1) \$12.50 \$10.00
701	Cargo – Belly Building (Non A/C) Offices (A/C) 1st Floor Mezzanine Office (A/C) 3 rd Floor Storage (storage only) ²	\$10.50 (1) \$15.00 (11) \$12.50 \$10.00	\$10.50 (1) \$15.00 (1) \$12.50 \$10.00
702	Cargo – Belly Building (Non A/C) Offices (A/C) 1st Floor Mezzanine Office (A/C) 3 rd Floor Storage (storage only) ³	\$10.50 (1) \$15.00 (1) \$12.50 \$10.00	\$10.50 (1) \$15.00 (1) \$12.50 \$10.00
704 (2121)	Warehouse (Non-A/C) Offices (A/C)/Shop(A/C)/Storage(A/C)	\$5.75 (1) \$6.25	\$5.75 (1) \$6.25
706	Cargo – Freighter Building (Non A/C) Offices (A/C) 1 st Floor Mezzanine Office (A/C) 3 rd Floor Storage (storage only) ² Airsides Ramp Landside Ramp	\$17.00 (1) \$17.00 (1) \$15.25 \$10.00 Included in Cargo Rent Included in Cargo Rent	\$17.50 (1) \$17.50 (1) \$15.25 \$10.00 Included in Cargo Rent Included in Cargo Rent
707	Cargo – Freighter Building (Non A/C) Offices (A/C) 1 st Floor Offices (A/C) 3 rd Floor Storage (storage only) ² Airsides Ramp Landside Ramp	\$17.00 (11) \$17.00 (11) \$15.25 \$10.00 Included in Cargo Rent Included in Cargo Rent	\$17.50 (1) \$17.50 (1) \$15.25 \$10.00 Included in Cargo Rent Included in Cargo Rent
708	Cargo – Freighter Building (Non A/C) Offices (A/C) 1 st Floor Mezzanine Office (A/C) 3 rd Floor Storage (storage only) ² Airsides Ramp Landside Ramp	\$17.00 (1) \$17.00 (1) \$15.25 \$10.00 Included in Cargo Rent Included in Cargo Rent	\$17.50 (1) \$17.50 (1) \$15.25 \$10.00 Included in Cargo Rent Included in Cargo Rent

¹ No air condition is provided. Provided is only electric for minimal lighting.

² Ibid

³ Ibid

Building Rental Rates - Miami International Airport
Effective as of October 2021 (continued)

Building #. (Old bldg. #)	Building Description	Actual Rate 2020-2021	Proposed Rate 2021-2022
709	LanChile (Airis)	Tenant Constructed Cargo Freighter Building	
710	LanChile (Airis)	Tenant Constructed Cargo Freighter Building	
711	Arrow Cargo (Aeroterm)	Tenant Constructed Cargo Freighter Building	
712	Arrow Cargo (AMB Codina)	Tenant Constructed Cargo Freighter Building	
714	Cargo – Freighter Building (Non A/C) Offices First Floor (A/C) Mezzanine Office	\$13.00 (I) \$13.50 \$13.00	\$14.00 (I) \$14.00 (I) \$13.00
716A	Cargo – Freighter Building (Non A/C) Offices (A/C) 2nd Floor Offices (A/C) 1st Floor Airsides Ramp Landside Ramp	\$13.50 (I) \$13.60 \$15.00 Included in Cargo Rent Included in Cargo Rent	\$14.00 (I) \$13.60 \$15.50 Included in Cargo Rent Included in Cargo Rent
716B-J	Cargo – Freighter Building (Non A/C) Offices (A/C) 2nd Floor Offices (A/C) 1st Floor Airsides Ramp Landside Ramp	\$12.50 (I) \$12.60 \$15.00 Included in Cargo Rent Included in Cargo Rent	\$13.25 (I) \$12.60 \$15.50 Included in Cargo Rent Included in Cargo Rent
719 (2122)	Governmental Service Bldg. - CCC	\$19.75	\$19.75
741 (2204)	Decompression chamber	\$52,000 per year	\$52,000 per year
805	Cargo – Freighter Building (Non A/C) Offices (A/C)	\$12.25 (I) \$12.25	\$13.00 (I) \$13.00
807	UPS (Cargo – Freighter Building)	Tenant Constructed Building	
812	PPQ Building	MDAD/Tenant Constructed Building	
815	USDA Veterinary Services	MDAD/Tenant Constructed Building	
820 (1011)	Warehouse (Non A/C) Offices (A/C)	\$9.50 (I) \$11.00	\$9.50 (I) \$11.00
831	Office/Warehouse (FedEx)	Tenant Constructed Building	
836 (1054)	GSE Office/Shop (AC)	Demolished	Demolished
839	Hangar (Signature Flight Center) Offices (A/C)	\$12.00 \$16.00	\$12.50 \$16.00
840	Signature Flight Support (Terminal)	\$20.00	\$20.50
844 (101)	Hangar - Storage (Non A/C) Offices (A/C) Storage (A/C)	\$9.25 (1) \$11.75 \$6.75	\$9.25 (1) \$11.75 \$6.75
845 (100)	Offices (A/C) Warehouse (Non-A/C) Warehouse (A/C) Warehouse Office (A/C) Simulator (A/C) Atrium Space—1st Floor (A/C) Atrium Space—Above 1st Floor (A/C)	\$16.50 (2) \$10.75 \$12.00 \$12.15 \$13.00 \$19.00 (2) \$19.00 (2)	\$17.00 (2) \$11.00 \$12.00 \$12.25 \$13.00 \$19.50 (2) \$19.50 (2)
850	AAR ACS (Maintenance Hangar)	Tenant constructed building	
855 (53)	Storage (A/C)	\$6.00	\$6.50
856 (52)	Storage (A/C)	\$6.00	\$6.50
857 (55)	Wash Rack & Drum Storage	\$6.00	\$6.50

*Rent includes land, water, sewer and common area janitorial.

Building Rental Rates - Miami International Airport
Effective as of October 2021 (continued)

Building #. (Old bldg. #)	Building Description	Actual Rate 2020-2021	Proposed Rate 2021-2022
861-862 ⁴ (60)	Aircraft—Hangars (#6 and #7) Shops (A/C) Storage (A/C) Offices (A/C)	\$10.10 \$6.00 \$6.00 \$6.50	\$10.50 \$6.25 \$6.25 \$6.50
863 (60-A)	Engine Overhaul and Service Storage 2nd Floor Offices (A/C) 1 st Floor Offices (A/C)	\$5.50 \$4.00 (3) \$10.00 \$8.00	\$6.00 \$4.50 (3) \$10.00 \$8.00
871 (48)	Hangar (Non A/C) Office (A/C) Shop and storage	\$9.00 (1) \$5.50 \$4.25 (3)	\$9.00 (1) \$6.00 \$4.25 (3)
875 (43)	Flight Academy Office (A/C) Pan Am Office (A/C) Individual tenants Simulator Bays (A/C)	\$10.50 \$15.00 \$9.00	\$12.00 \$16.00 \$9.00
888 (35-35A)	Maint. And Training (A/C) Office Space (A/C)	\$5.75	Demolished
890 (25)	Hangar (Non A/C) Office Space (A/C) Storage (A/C) Shops (A/C)	Tenant Constructed Building	
891 (24)	First Floor: Maintenance-Shops (A/C) Second Floor: Shops (A/C) Third Floor: Shops (A/C) Fourth Floor: Storage (Non A/C)	Tenant Constructed Building	
896 (22)	Hangar—Maintenance (Non A/C) Office Space (A/C) 1 st Floor Office Space (A/C) 2 nd Floor Shops—Maintenance (A/C) Third Floor: Storage Composite Shop Paint Booth	\$10.00 (1) \$10.00 \$7.75 \$5.75 \$3.00 \$10.00 \$10.00	\$10.50 (1) \$10.50 \$8.00 \$6.00 \$3.00 \$10.00 \$10.00

⁴Hanger 861 and 862 the tenants are making improvements and are only paying land rent.

***Building Rental Rates - Miami International Airport
Effective as of October 2021 (continued)***

Building #. (Old bldg. #)	Building Description	Actual Rate 2020-2021	Proposed Rate 2021-2022
909	Flight Training Facility (Airbus)	Tenant Constructed Building	
916	Cargo Warehouse (Development)	Tenant Constructed Building	
919 (5A)	Office - Entire Building (A/C)	\$10.50	\$11.00
	Office - Per Floor or less (A/C)	\$13.00	\$13.50
	Office - Second Floor (Full Service)	\$18.00	\$18.50
	Storage	\$6.00 (3)	\$6.00 (3)
	Loading Dock	\$1.75	\$1.75
2082	Warehouse (El Dorado)	\$2.50	\$2.50
	Offices (A/C)	\$2.50	\$2.50
3010	Cabstand Cafe (A/C)	\$30.00 (5)	\$30.00 (5)
3030	Offices	\$10.00	\$11.00
3030A	Offices (A/C)—Wing of 3030	\$9.00	\$10.00
3032	Cafeteria (Non A/C)	\$4.75	\$5.00
	Cafeteria (A/C)	\$6.50	\$7.00
3033	Police Station (A/C)	\$10.00	\$10.00
3037	Maintenance-Garage (Non A/C)	\$7.00	\$7.00
	Offices (A/C)	\$6.50	\$7.00
3038	Building Services—Maintenance/Office (A/C)	\$6.50	\$7.00
3040	Maintenance Shops (Non A/C) and Offices (A/C)	\$6.60	\$7.00
3034	Triturator	Decommissioned	Decommissioned

² This rate excludes interior janitorial service

* The 2006 rate included land, whereas the rates from 2010 and after are for the building only and the land rate and paving rate is charged separately.

***Building Rental Rates - Miami International Airport
Effective as of October 2021 (continued)***

Building #. (Old bldg. #)	Building Description	Actual Rate 2020-2021	Proposed Rate 2021-2022
3046	Offices (A/C) Shop	\$10.00 \$6.25 (3)	\$10.50 \$6.50 (3)
3047	Offices (A/C)	\$10.00	\$10.50
3048	Offices (A/C)	\$10.00	\$10.50
3049	Maintenance Garage (Non A/C)	\$7.00	\$7.00
3050	Administration Building (Multiple Tenancy)	\$14.25	\$15.00
3074	In-flight Caterers: Kitchen (Non A/C) Kitchen (A/C)	\$8.50 (3)	\$8.50 (3)
3077	Triturator	\$22,000/yr. (6)	\$22,000/yr. (6)
3078	Fuel Building (A/C) Offices (A/C)	\$10.00 \$10.25	\$10.50 \$11.00
3089	Parking Garage	\$60.00/month/space	\$60.00/month/space
3091	Maintenance/Offices (A/C)	\$8.00	\$9.00
3094	Parking Garage	\$60.00/month/space	\$60.00/month/space
3095-A	Hangar Hangar Area (Non A/C) – 1 st Floor Office – 1 st and 2 nd Floors Shops & Storage 1 st and 2 nd Floors	\$12.00 \$9.00 \$8.00	\$12.50 \$10.00 \$8.00
3095-B	Offices (as renovated): Offices—Entire Building (A/C) Offices—Per Floor (A/C) Offices—Penthouse (A/C)	\$11.00 \$17.00 \$20.00	\$11.50 \$17.50 \$21.00
3100	Maintenance Garage (Non A/C)	Demolished	Demolished
3101	Maintenance Garage—Storage (Non A/C)	\$6.00	\$6.50
3110	Offices—Security	\$21.00	\$22.00
3150	Offices (A/C)	\$11.50	\$12.00
3151	Maintenance—Shop (Non A/C) Offices (A/C)	\$6.00 \$11.00	\$6.50 \$11.50
3152	Service Station (Non A/C)	\$5.75	\$6.00
3153	Car Wash Building	\$5.75	\$6.00
3241	RCC Office (A/C) RCC Storage (A/C)	\$26.00 (7) \$15.00 (7)	\$26.00 (7) \$15.00 (7)

***Building Rental Rates - Miami International Airport
Effective as of October 2021 (continued)***

Building #. (Old bldg. #)	Building Description	Actual Rate 2020-2021	Proposed Rate 2021-2022
4001	Traffic Control Center	\$13.00	\$13.50
4002	Public Works Office	\$12.00	\$13.00
4003	Corrections Office (A/C)	To be Demolished	To be Demolished
4003A	Offices (A/C)	\$7.00	\$8.00
	Storage (Non A/C)	\$6.00	\$6.00
4004	Sign Shop (Non A/C)	\$6.00	\$6.50
MIC	Platform - Unfinished space	\$30.00	\$30.00
2205 NW 70 th Avenue	Industrial Building outside of MIA	N/A	\$10.25 (NNN)

NNN = Triple net lease with tenant paying prorated share of all expenses

Additional Rental Rate Estimates

Loading Dock

Loading dock area has an additional rate of \$1.75 per square foot, per year.

Utility Rates

The rental rates herein exclude utilities (water, sewer and electric), except as footnoted. Utilities shall be applied as a separate charge. These rates are not estimated by the appraiser and are supplied by MDAD.

Trailer Parking & Modular Units

Trailer parking has a rate of \$250.00 per space per month for single wide trailers, \$500.00 per space per month for double wide trailers and \$600.00 per space per month for a triple wide. Modular units are authorized for temporary use by tenants for office or storage purposes, preceding and/or during construction, and have the rates of \$250.00 per space per month for single wide trailers, \$500.00 per space per month for double wide trailers and \$650.00 per space per month for a triple wide.

Automobile Parking

Automobile parking (grade level & non-garage space) has a charge of \$60.00 per space per month. Limousines that occupy no more than a standard parking space/area will be charged \$60.00 per month. Larger limousines have a rate of \$110.00 per month. Tour buses and buses more than eight (8) feet wide and 18 feet long have a rate of \$220.00 per month.

Antennae Installation

Any antenna and its associated equipment for data collection, reception, or transmission related to (i) the monitoring of aircraft movements in the air or on the ground or (ii) any other aviation activity as determined by MDAD, shall pay a fee of \$2,500.00 annually per antenna, plus rental charges for the land or any facility on which or in which any antenna or associated equipment is installed, based on MDAD's sole determination of the dimensions of the land or facility allocable to such antenna or equipment. For all other antenna and associated equipment for non-aviation or specialty use, fees and rental charges in an amount not to exceed \$250,000.00 annually shall be separately imposed by MDAD as a condition of a lease, license, or permit applicable to the installation of the antenna or equipment.

Full Service

This includes land rent, janitorial and utilities.

The following footnotes are applicable to the “Building Rental Rates-MIA” items set forth above:

Note: Footnotes from previous years have been modified to simplify the rental rates. There are additional considerations that may affect some tenants which no longer have an assigned footnote. The new footnotes now apply solely for identifying the estimated market rents. Additional items in the previous footnotes, and no longer included in the new footnotes, include the following:

- Non-airline tenants shall pay the said per square foot rate or 3% of all gross revenues produced from providing aircraft maintenance services to others, whichever is greater.
- Airline tenants shall pay 3% of all gross revenues produced from providing aircraft maintenance services to others in addition to the said per square foot rental rates.
- Additional rent may be applicable to cover costs of 40-year recertification and costs of repairs to comply with life safety codes.
- In addition to the rent some tenants may pay an opportunity fee of 7.5% of the revenues collected. In this situation the tenant is responsible for all maintenance and repairs.
- Rate includes amortization of 40-year recertification and cost of repairs to comply with life safety codes.
- Common area maintenance is not charged by MDAD.

Most of the multi-tenant office rentals have an estimated rent and there is no additional charge for the underlying land.

Most of the cargo and hangar buildings have an estimated market rent and in addition the tenant pays for the underlying land rent.






Most of the buildings and the spaces are not separately metered. Miami-Dade County Aviation Department has applicable rate charges to the tenant for electric, air conditioning, et al. These rates are not part of the estimated market rents and are separate from this document.





1. In addition to the building rate charge there is a land rate charge for “Land Under Building” which is added to the building rate.
2. Rent includes electricity, water, and sewer. There is no land charge for office space.
3. If A/C space, tenant pays applicable electric and is responsible for A/C repair and replacement.
4. Appraised rate includes a charge of \$.10 per square foot as a trash removal fee.
5. Tenant pays minimum guarantee.
6. In addition to rent, tenant pays an opportunity fee of 7.5% of the revenues collected. Tenant is responsible for all maintenance and repairs.
7. Includes land rent and janitorial. Utilities are paid by rental car agencies in MIC.

Land Zone Map (Zones 1, 2, 3, 4, 5, 6, 7, 8, 9)



Legend

Land Zone 1 -	
Land Zone 2 -	
Land Zone 3 -	
Land Zone 4 -	
Land Zone 5 -	

Land Zone 6 -	
Land Zone 7 -	
Land Zone 8 -	
Land Zone 9 -	

FUEL FARM

Fuel Flowage Fees
Miami International Airport
Effective October 1, 2021

		STORAGE	TRUCK	HYDRANT
Direct Expenses		\$3,592,090	\$889,124	\$1,024,741
Indirect Expenses		1,118,818	0	763,905
Total Operating Expenses		\$4,710,908	\$889,124	\$1,788,646
Debt Service		3,699,566	594,567	4,844,770
Reserve Maintenance Fund Deposit		--	--	--
Management Fee		528,999		
Less: County Credit				
Total Requirement	[A]	\$8,939,473	\$1,483,691	\$6,633,416
Estimated Gallonage	[B]	622,579,938	174,708,412	447,871,527
Total Cost per Gallon	[C=A/B]	\$0.014359	\$0.008492	\$0.014811
Add Storage (a)	[D]		\$0.014359	\$0.014359
Fuel Flowage Fee	[C+D]		\$0.022851	\$0.029170

(a) Storage costs are spread amongst the truck and hydrant users equally.

Fuel Flowage Fee Calculation Explanation

Because MDAD operates the fuel farm at MIA, it strives to recover the operating and capital costs related to the fuel farm directly from the fuel consumers through the fuel flowage fee. The operating costs are determined through the annual budget process by a fuel management company and reviewed by the Environmental Division. The cost is allocated amongst the following three areas: storage (represents the cost related to the above ground fuel storage tanks owned by MDAD), hydrant fueling (represents any costs related to providing fuel to air carriers through the hydrant system) and truck (represents any costs related to providing fuel to air carriers through fuel trucks rather than using the hydrant system). In addition, the costs of any assets acquired for the fuel farm are categorized by these three areas depending on how the asset is utilized. These assets are then included in the costs by amortizing them over their useful life using MDAD's current cost of capital. After aggregating these costs, a fuel flowage fee is calculated by dividing these costs by the estimated gallons to be purchased (either through truck or hydrant) during the fiscal year.

A separate fuel flowage fee is charged for general aviation users.

Opportunity Fee on fueling service into commercial aircraft does not apply.

GENERAL AVIATION

General Aviation Airport Fees and Charges
Miami International Airport
Effective October 1, 2021

Operational Closure Fee—a fee of \$4,800.00 per day (or portion thereof), or \$200.00 per hour for government entities shall be required for operational closure at the Training and Transition Airport (or part thereof) or General Aviation Airport (or part thereof) to cover costs incurred by safety officer and vehicle required by the Federal Aviation Administration.

Aerial Advertising Fee—a fee of \$14.00 will be charged for aerial advertising (banner towing) at the General Aviation Airports. This fee will apply to the combination of banner pick-up, recovery and will not exceed three (3) charges per day, per aircraft.

Aircraft Parking at General Aviation Airports— For M-1 aircraft, the same rates charged at Miami International Airport for 1 – 5 days. The M-1 daily base rate is currently \$16.00 per day and will apply for the entire parking period. For all other aircraft, the same rates charged at MIA but the rates shall increase over time as reflected on the attached aircraft parking rates schedule. Please reference the Aircraft Parking Rates in the Airside section of this book.

SEE SCHEDULE AT THE END OF THE AIRSIDE SECTION FOR AIRCRAFT PARKING FEES WHICH ARE LISTED BY AIRCRAFT TYPE.

Conference Room Rental Fee (Miami Executive Airport and Miami-Opa-Locka Executive Airport)—the rate for non-profit entities shall be \$10.00 per use; the rate for other than non-profit entities shall be \$50.00 per use; the use for all entities shall be limited to four (4) hours.

Off-Road Vehicle Parking Fee at Training and Transition Airport—the rate shall be \$50.00 per vehicle, per fiscal year (October 1 through September 30) or fraction thereof.

Fuel flowage fee at the General Aviation Airports—the rate shall be \$0.08 per gallon.

Usage of Training and Transition Airport is \$28.00 per approach.

AOA (Aircraft Operating Area) Decal for General Aviation Airport Commercial Vehicles and Equipment – the fee shall be \$10.00 per decal. AOA decals provide for the identification and regulation of airfield traffic. AOA decals also provide verification that vehicles and equipment are properly insured.

AOA Decal for General Aviation Airport Privately Owned Vehicles and Equipment – the fee shall be \$5.00 per decal. AOA decals provide for the identification and regulation of airfield traffic. AOA decals also provide verification that vehicles and equipment are properly insured.

AOA Decal Replacement Fee for General Aviation Airport Vehicles and Equipment – the fee shall be \$10.00 per decal and covers costs associated with research, cancellation and reissuance of each decal.

AOA Decal Late Application Fee – the fee shall be \$10.00 per decal and covers expedited processing times requiring additional manpower.

Building Rental Rates - Miami – Opa Locka Executive Airport (OPF)

2022 Property Rental Summary				
LAND RENTAL		Rent/Sq. Ft./ Year		
		Actual FY2020	Actual FY2021	Actual FY2022
Aeronautical Land		\$0.28	\$0.29	\$0.31
Nonaeronautical Land – appraise individually case-by-case as necessary				
PAVEMENT RENTAL		Rent/Sq. Ft./ Year		
		Actual FY2020	Actual FY2021	Actual FY2022
Pavement		\$0.05	\$0.05	\$0.06
Non-Aviation Land Lease Number/Tenant		Rent/Sq. Ft./ Year		
		Actual FY2020	Actual FY2021	Actual FY2022
Lease No. O-216				
Miami-Dade Dept. of Corrections		\$1.20	\$1.20	\$1.40
Lease No. O-1519				
Miami-Dade Water & Sewer Dept.		\$0.95	\$0.95	\$1.10
Lease No. O-8088				
Schaecter – clear zone (2)		\$0.550	\$0.567	\$0.584
Lease No. O-7889				
Miami Lakes Office Condo - clearzone		\$0.65	\$0.65	\$0.75
BUILDING RENTAL (1) Aviation Tenants		Rent/Sq. Ft./ Year		
		Actual FY2020	Actual FY2021	Actual FY2022
Building	40.3e	\$8.55	\$8.55	\$8.80
Building	40.2c	\$8.15	\$8.15	\$8.35
Building	40.1w	\$8.30	\$8.30	\$8.55
Building	41.3e	\$8.15	\$8.15	\$8.35
Building	41.2c	\$8.15	\$8.15	\$8.35
Building	41.1w	\$8.15	\$8.15	\$8.35
Building	45	\$7.20	\$7.20	\$7.65
Building	46	\$13.50	\$13.50	\$14.50
Building	47	\$7.30	\$7.30	\$7.80
Building	107 Office	\$19.00	\$19.00	\$19.00
Building	107 Dorm	\$20.00	\$20.00	\$20.00
Note 1: Annual rent/SF excluding land or pavement Note 2: Rent subject to annual 3% increase Last Revised 9/2/2021 OPF.FY22				

Building Rental Rates - Miami Executive Airport (TMB)

2022 Property Rental Summary				
LAND RENTAL		Rent/Sq. Ft./ Year		
		Actual FY2020	Actual FY2021	Actual FY2022
Aeronautical Land		\$0.24	\$0.24	\$0.25
Non-aeronautical Land – appraise individually case-by-case as necessary				
PAVEMENT RENTAL		Rent/Sq. Ft./ Year		
		Actual FY2020	Actual FY2021	Actual FY2022
Pavement		\$0.05	\$0.05	\$0.06
FARM LAND		Rent/Acre/ Year		
		Actual FY2020	Actual FY2021	Actual FY2022
Farm Land – minimum bid		\$500	\$500	\$500
BUILDING RENTAL Aviation Tenants		Rent/Sq. Ft./ Year		
		Actual FY2020	Actual FY2021	Actual FY2022
Building	102	\$3.35	\$3.35	\$3.35
Building	109	\$3.60	\$3.60	\$3.60
	109A	\$3.35	\$3.35	\$3.70
	109B	\$3.35	\$3.35	\$3.70
Building	114	\$3.30	\$3.30	\$3.90
Building	121	\$5.80	\$5.80	\$6.35
Building	123	\$5.75	\$5.75	\$6.30
Building	221	\$3.65	\$3.65	\$4.05
Building	222	\$2.55	\$2.55	\$2.60
Building	247	\$6.30	\$6.30	\$6.75
Building	504	\$4.95	\$4.95	\$4.95
Building	225	\$3.40	\$3.40	\$3.45
Building	226	\$1.30	\$1.30	\$1.30
Building	227	\$3.75	\$3.75	\$4.10
Building	228	\$6.70	\$6.70	\$7.25
Building	229	\$6.40	\$6.40	\$6.85
Building (1)	232	N/A	N/A	\$5.95
Building (1)	233	N/A	N/A	\$3.25
Building (1)	234	N/A	N/A	\$3.25
Building (1)	235	N/A	N/A	\$3.25
Building	501	\$8.30	\$8.30	\$9.20
Building (2)	505	N/A	N/A	\$6.05
Building	507	\$16.50	\$16.50	\$18.50
Note 1: Building reverting to MDAD in FY 2022 Note 2: Building rent if rented at market rent levels Last Revised 9/2/2021 TMB.FY22				

Building Rental Rates - Miami Homestead General Aviation Airport (X51)

2022 Property Rental Summary				
LAND RENTAL		Rent/Sq. Ft./ Year		
		Actual FY2020	Actual FY2021	Actual FY2022
Aeronautical Land		\$0.08	\$0.08	\$0.09
PAVEMENT RENTAL		Rent/Sq. Ft./ Year		
		Actual FY2020	Actual FY2021	Actual FY2022
Pavement		\$0.05	\$0.05	\$0.06
FARM LAND		Rent/Acre/ Year		
		Actual FY2020	Actual FY2021	Actual FY2022
Farm Land – minimum bid		\$450	\$450	\$450
BUILDING RENTAL (1)		Rent/Sq. Ft./ Year		
		Actual FY2020	Actual FY2021	Actual FY2022
Aviation Tenants				
Building	2	\$3.85	\$3.85	\$4.00
	3	\$2.80	\$2.80	\$2.80
Building	5	\$3.65	\$3.65	\$3.85
Building	10	\$3.85	\$3.85	\$4.00
Building	14	\$2.80	\$2.80	\$2.80
Note 1: Annual rent/SF excluding land or pavement Last Revised 9/2/2021 X51.FY22				

TELECOMMUNICATIONS

**Telecommunications Fees
Miami International Airport
Effective October 1, 2021**

Wireless Services Providers—the annual rates shall be as follows:

- \$250,000.00 per cellular telephone (cell site)

Cable Television (CATV) Recovery Fee

- \$60.00 per month per location at private offices and break-rooms
- \$215.00 per month per location at bars, restaurants and clubs

Coaxial Cable Recovery Fee

- Recovery Fee: \$35.00 per month
- Installation: \$150.00 per location
- Additional work: \$75.00 per hour plus material at cost plus 25%
- Equipment rental: \$20.00 per month, per television
- Unauthorized Service: \$1,000.00 per location per month plus monthly fee

Wireless Data Port with Internet Access Fee - \$47.50 per device, per month (airport tenants, airlines and concessionaires).

Wireless Network Access Fee for Multiple Users and Proprietary Tenants - \$600.00 per month, to provide MDAD internet services and Wifi to airline lounges and other proprietary space.

Offsite FIDS Rate

Network Port Costs (Monthly)

- \$60.00 per PC connection. Each PC can drive two monitors.

Equipment Rental Costs (Monthly)

- \$50.60 for 42" LCD Display
- \$4.22 for monitor mounting and security locks
- \$13.49 per PC for Web FIDS
- \$3.37 per Video Extender to drive monitor from PC
- \$7.00 for Dual Video Output Card

**Miami International Airport
Voice and Data Network
STS (Shared Tenant Services) Fees
As of October 2021**

Description	Mo. Unit Rental	Unit Install
1) Switch Access		
Meridian One Port	\$15.00	\$66.65
Advanced Features (Conference Calling, Speed Calling, Etc.)	Included w/Phone	Waived
2) Network Access - Public		
Single Line Access	\$22.50	\$66.65
Network Access	\$61.25	\$66.65
3) System - Terminal Equipment		
M3902 Basic Rel. 3 Digital Phone - 1 Line	\$7.45	\$133.30
M3903 Enhanced Rel. 3 Digital Phone - 3 Line	\$17.65	\$133.30
M3904 Professional Rel. 3 Phone - 5 Line	\$22.43	\$133.30
M3904 Add On Module	\$7.48	\$66.65
M3905 Call Center Telephone Rel 3	\$24.21	\$133.30
Analog Set	\$4.21	\$133.30
Companion Wireless Telephone	\$19.43	\$133.30
Conference Phone	\$34.66	\$133.30
Loud Bell	\$7.90	Per Quote
Handsfree Headset	\$13.36	\$133.30
4) System - Other		
Voice Mail Box	\$6.25	\$33.33
Authorization Code	\$1.25	\$33.33
Voice Cable (Fax, Modem, or Clock Programming)	\$3.28	\$66.65
Level 5 Data Cable	\$3.28	Per Quote
Ethernet Port	\$75.00	\$133.30
Internet Access 6MB - 1 Public Static IP Address	\$106.25	\$133.30
Internet Access 12MB - 1 Public Static IP Address	\$212.50	\$266.60
Additional Static IP Address	\$12.50	\$66.65
Wireless Data Ports with Internet Access	\$47.50	N/A
Engineering and Configuration of WiFi Ports	N/A	\$533.20
Wireless Network Access for Multiple Users	\$600.00	\$1,066.40
One Strand foot of Fiber (MM or SM) (')	\$0.019	Per Quote
SC Connector in Fiber Patch Panel	\$4.20	\$33.33
Fiber Termination	N/A	\$133.30
Copper Cable per pair foot (')	\$0.006	Per Quote
Black filled Copper Cables per pair foot (')	\$0.006	Per Quote
25 pair Copper Cable per pair foot (')	\$0.038	Per Quote

Notes:

1. All customers require a quote and MDAD contract for installation and monthly service.
2. Internet Access is a service provided using the MDAD LAN. An Ethernet Port and CAT 5 cable are required for the service.
3. Cable and conduit installation quoted if required for service.

MISCELLANEOUS

**Miscellaneous Fees and Charges
Miami International Airport
Effective October 1, 2021**

Opportunity Fee (see below for exclusions)*

Opportunity Fee for Third-Party Vendors providing services to tenants at Miami International Airport—an opportunity fee of 7% of gross revenues will be imposed on third-party vendors contracted to provide services at MIA. The opportunity fee is subject to upward or downward adjustments to the extent authorized in Resolution No. R-442-02, and not applicable to vendors who provide goods to concessionaires for resale to the public.

An opportunity fee of 16% - 25% of gross revenues will be imposed on third-party vendors making sales to the public at Miami International Airport (subject to upward or downward adjustments to the extent authorized in Resolution No. R-442-02).

Opportunity fees for aircraft Maintenance Repair Overhaul (MRO) operators at Miami International Airport will be 3% (three percent) of gross revenues. Opportunity fees for vending machine operators at Miami International Airport will be 30% (thirty percent) of gross revenues. Opportunity fees for fueling services into commercial aircraft at Miami International Airport will not apply. All other third-party vendors will be maintained at a 7% charge on all gross revenues. Opportunity fees on vending machines are being revised to reflect rates consistent with MIA concessionaire vending machines.

- * The opportunity fees listed in this section do not apply to third-party vendors providing goods and services at the County's General Aviation Airports. However, all other fees listed in the other sections of this Summary of Rates, Fees and Charges, including but not limited to fuel flowage fees, do apply at the County's General Aviation Airports.

The opportunity fees listed in this section also do not apply to goods or services being provided to a local, state, or federal governmental agency conducting operations at any of the County's Airports.

Penalty Fee for Employing Unpermitted Service Vendors

Penalty fees will be assessed to Aviation Department tenants who employ service vendors which operate without an Aviation Department permit.

- A penalty fee of \$500.00 will be assessed for each unpermitted vendor, to be cured within 60 days of MDAD notice to the Tenant or user.
- Incremental assessments of \$500.00 for each 30-day period after the cure date will be imposed until condition is cured.

Cure is defined as the service provider initiating and completing the permit process and paying all fees due from the period in which there was no permit. If the permit is being processed and the service provider is cooperating in good faith, no further penalties will be assessed after the first 60 days.

Miscellaneous Air Carrier Fees

- **Disruptive Passenger Fee**—airlines will be charged for actual costs incurred by the Department for disruptive passengers resulting from delayed or canceled flights.
- **Ground Service Equipment (GSE) Impoundment Fee**—a GSE impoundment fee will be imposed at a rate of \$10.00 per day and per GSE equipment for the first 15 days. From 16 to 30 days, the impoundment fee will increase to \$20.00 per day and per impoundment. At 31+ days, the impound fee will increase to \$40.00 per day and per impoundment until the impounded equipment has been released.
- **Aircraft Handling Chock Fee at the General Aviation Center or Remote Locations** – The fee shall be \$100.00 per aircraft.

Employee (MDAD Tenant) ID Badge Fees

- **Employee Identification Badge Fee**—the fee shall be **\$30.00** for each ID badge Issuance and Renewal.
- **Lost or Unaccounted Employee ID Badge Fee**—the fee shall be **\$75.00** for the 1st replacement and **\$100.00** for the 2nd replacement.
- **Failure to NOTIFY and RETURN Terminated Employee ID Badge Fee** – the fee shall be **\$100.00 per badge**.
- **TSA 5% Rule Violation Fee** – the fee shall be **\$125.00 per badge** and will be assessed when unreported lost, unaccounted for, or unreturned badges exceed 5% of total badges issued. This fee will not apply to badges already charged under the “Lost or Unaccounted for” rule.
- **Fingerprinting Fee**—the fee shall be **\$45.00 per individual** fingerprinted. Of this amount, \$29.00 is forwarded to TSA while MDAD retains \$9.00 for administrative fee.

Airside Vehicle, Training and Decal/Permit Replacement Recommended Fees

- **AOA Decals** – the fee shall be **\$20.00 per vehicle**.
- **AOA Decals (Late Renewal, Lost or Unaccounted)** – the fee shall be **\$75.00 for the 1st replacement** and **\$100.00 for the 2nd replacement**.
- **AOA Driver Training** – the fee shall be **\$15.00 per person**.
- **AOA Movement Area Training** – the fee shall be **\$15.00 per person**.
- **Loading Bridge Training** – the fee shall be **\$15.00 per person**.
- **AOA Driver Training, Movement Area, Loading Bridge Training Permit Replacement Fee** – the fee shall be **\$15.00 per permit**.
- **AOA Decal Late Application Fee** – the fee shall be **\$10.00 per decal** and covers expedited processing time requiring additional manpower.

Into-Plane Fueling Fee (Non-commercial Aircraft) – remains at **\$0.08 per gallon** (effective 10/1/02)

Airline VIP Clubs

- **Opportunity Fee**—the Lessee shall pay 35% of the Department’s basic VIP Club Fee received (capped at \$8.40 per visitor), as may be adjusted from time-to-time, for each non-member visitor, as defined in the VIP Club Agreement, Article 2.01 (Use of Premises) that uses its club facilities.
- **Concession Fee**—the Lessee shall pay eighteen (18%) percent of the monthly Gross Revenue generated from liquor sales and ten (10%) percent of the monthly Gross Revenues generated from the sale of all other amenities granted the Lessee.

Miscellaneous Fees and Charges (continued)

Airspace Evaluation¹

The fee shall be \$1,000.00 per each Airspace Evaluation submittal to recover costs associated with the technical review of proposed permanent structures that may be impacted by airport height zoning and the written comments prepared by staff. Staff may provide a range of maximum allowable heights to assist a developer in the planning process. This airspace evaluation is cursory in nature and should not serve or be construed to be an MDAD-issued Airspace/Land Use Letter of Determination.

Preliminary Airspace/Land Use Letter of Determination

The fee shall be \$1,700.00 per project. This MDAD issued determination is for proposed use and/or placement of a permanent structure on a parcel of land impacted by airport zoning. This letter is required for all permanent structures reaching or exceeding 200 feet Above Ground Level and requires specific plan submittal (both site and architectural elevation plans). An exception would be a series of poles or trees (or similar structure) in which case, the first would be \$1,700.00 and there would be a \$45.00 fee for each additional coordinate associated with the project (which may be waived at MDAD's discretion).

Final Airspace/Land Use Letter of Determination

The fee shall be \$1,700.00 per project. Once site and architectural elevation plans are finalized and the requestor has received the FAA determinations for the project, the requestor must obtain a Final Airspace/Land Use Letter of Determination from MDAD. This letter references the FAA determinations. No fee assessed if the proponent has previously paid a fee for the Preliminary Airspace/Land Use Letter of Determination which was issued and has not expired and the plans/FAA Study Numbers remain the same.

Variance Application Fee (Airport Zoning Regulations)

The fee shall be \$1,700.00 per each Variance of Airport Zoning Regulations. Miami-Dade County Code Sec. 33-335 establishes procedures, requirements, and restrictions for variances of airport zoning regulations, including the variance process authorized by Ordinance No. 18-40. Variances are to be decided administratively by MDAD, with appeal to the Board of County Commissioners in a quasi-judicial zoning hearing pursuant to section 33-314(C)(6). Only the County may grant variances of this article, regardless of whether the subject property is located in incorporated or unincorporated Miami-Dade County.

Letter of Determination Fee (Land Use Zoning Analysis)¹

The fee shall be \$700.00 per each Land Use Zoning Analysis Request. The Aviation Department has been providing a free-of-cost service for the review, coordination and determination of land use compatibility impacts as mandated by the Florida State Statutes, Chapter 333 since 1993. Upon final review and analysis, the Aviation Department issues a "Letter of Determination" to the respective requestors. This review includes the assurance that proposed developments comply with Miami-Dade County's Airport Zoning requirements.

Miscellaneous Fees and Charges (continued)

MDAD Technical Reviews and Written Comments¹

Fees for written comments (to include comments for conceptual development plans) were implemented to recover costs associated with the technical review of proposed land-uses and structures and the issuance of written comments where airspace/land use and land use Letter of Determination (LOD) criteria does not otherwise apply. This fee also applies to conceptual plans in which case MDAD's comments are requested.

Fees for Development Impact Committee (DIC) or Equivalent Large-Scale Zoning Hearing Application were implemented to recover costs associated with MDAD Planning Division's review and written comments for the County's Developmental Impact Committee (DIC) zoning hearing applications or any other type of large-scale applications where Airspace/Land-Use and Land-Use Letter of Determination (LOD) criteria does not otherwise apply. Fee will be waived if proponent pays for LOD. If the DIC application is conceptual during the review time and when department comments are due, MDAD will charge the \$360.00 even if an Airspace/Land-Use LOD is required in the future.

Fees were implemented to recover costs associated with requests for new MDAD-issued Airspace/Land-Use or Land-Use Letter of Determination (LOD) which provide a time extension for an existing MDAD-issued LOD nearing expiration or already expired. This new LOD is only for an extension of time. All referenced data including, but not limited to, the land use, structure elevation, site plans, address or impacted property folio numbers as well as the actual approval must be identical to the data provided in the previously approved MDAD-issued LOD.

¹ The Miami-Dade Aviation Department (MDAD) may waive any fee provided for herein for applicants or users that are federal, state, or local governmental or military units, or other applicants or users under circumstances determined by MDAD to justify a waiver or reduction of the fee.

- Cell Towers and Other Structures Under 200 Feet Above Mean Sea Level – the fee shall be **\$360.00**
- Request for Written Comments – the fee shall be **\$360.00**
- Request for Written Comments (revised plans) – the fee shall be **\$90.00**
- Development Impact Committee or Equivalent Large-Scale Zoning Hearing Application – the fee shall be **\$360.00**
- Permissible Crane (or Equipment) Height Determination – the fee shall be **\$360.00**
- Permissible Crane (or Equipment) Height Determination Extension Fee – the fee shall be **\$90.00**
- Permissible Crane (or Equipment) Height Determination Additional Coordinates – the fee shall be **\$45.00** (per set)
- Request for New Letter of Determination Due to Expiration – the fee shall be **\$360.00**

Passenger Facility Charge (PFC) – In accordance with 14 CFR Part 158 of the Federal Aviation Regulations, MDAD (Miami-Dade Aviation Department) has been authorized by the FAA to require any commercial air carrier operating at Miami International Airport to **collect \$4.50 per enplaned passenger** on its behalf. Such air carrier is allowed to keep \$0.11 per PFC of the amount remitted to MDAD.

Other Fees

- **Auditorium Use Fee (Miami International Airport)**—the fee shall be \$750.00 per use per day for the whole auditorium. The auditorium can be rented as three separate halls; the fee shall be room #1 \$250.00, room #2 \$250.00 and room #3 \$250.00.
- **Conference Room Use Fee (Miami International Airport – Non Terminal)** – the fee shall be \$150.00 for 4 hours to cover administration, preparation, utility and janitorial costs associated with converting vacant non-leased rooms into usable space for meetings and other specialized functions for airlines and other airport tenants.
- **Consular Lounge Annual Membership Fee** – the fee shall be \$500.00 per entity to cover costs associated with providing needed protocol services to members of the Consular Corps of Miami and other high-level dignitaries.
- **Consular Lounge Rental Fee for Non-Member Organizations** – the fee shall be \$500.00 for 1 – 4 hours of use per day and \$900.00 for 8 consecutive hours (full day) during a 24-hour period for rental of the MDAD Consular Lounge to non-member organizations (those organizations that are not part of the Consular Corps of Miami).
- **Interfaith Chapel Fee** – the fee shall be \$100.00 per scheduled or secular service.
- **Digital Media Sales Fee (Fixed)** – the fee shall be variable between \$50.00 to \$30,000.00 per month depending on advertising type, size and other factors and will apply to all advertisement space, banners, screen pop-ups and the like appearing on MDAD’s Digital Media services.
- **Digital Media Sales Fee (Per 1,000 impressions)** – the fee shall be variable between \$5.00 to \$50.00 per 1,000 impressions depending on advertising type, size, duration and other factors and will apply to all advertisement space, banners, screen pop-ups and the like appearing on MDAD’s Digital Media services.
- **Electric Cart Registration Fee** – the fee shall be \$25.00 per cart, per year.
- **Electric Cart Lost Registration Fee** – the fee shall be \$75.00 per cart.
- **Electric Cart Late Registration Fee** – the fee shall be \$10.00 per cart.
- **Late Revenue Reporting Fee** – the fee shall be \$50.00 per day, up to \$750.00 per violation for all companies doing business with the Miami-Dade Aviation Department that are required to submit revenue reports on a recurring basis (monthly, quarterly, annually, etc.).
- **Wheelchair Lift Fee**—the fee shall be \$15.00 per use and will be assessed to commuter airlines that require wheelchair-lifting equipment.
- **Security Violation Fee** – the fee shall be; first offense \$100.00; second offense \$250.00; third offense \$500.00. In addition, all court costs will also be applicable.
- **Permit Application Fee for Providers of Goods and Services** to airlines and airport tenants -the non-refundable application fee shall be \$1,000.00 per permit application at Miami International Airport. A non-refundable application fee of \$500.00 will be charged to each permit application for providers of goods and services to airlines and airport tenants at the County’s General Aviation Airports. The current fee is \$1,000.00 and \$500.00 may be amended from time to time.
- **Fee for Violating Terms of Permit or for any other Violations** not specifically listed herein – the fee shall be \$50.00 for the first 30-day period and \$100.00 for each subsequent 30-day period per permittee. The Permit Penalty Fee will apply to permittees that do not comply with required submission deadlines.
- **Tenant’s Failure to Disclose its Vendors, Sub-tenants, Assignees, Contractors or Sub-contractors** – The fee shall be \$100.00 per each day the failure occurs and continues (subject to a \$500.00 annual cap at the County’s General Aviation Airports and a \$1,500.00 annual cap at Miami International Airport).
- **Permittee’s Failure to Disclose its Customers** – The fee shall be \$50.00 per each day the failure occurs and continues.

Other Fees (continued)

- **Interest Charged on any Under-reported or Non-reported Revenue** – An annual interest charge of 18% (or 1.5% per month) for each month in which the under-reported or non-reported revenue occurs, regardless of the number of days in the month it occurs.
- **Aircraft Demolition Fee** – the fee shall be \$2,000.00 per month, per aircraft for months 1 through 3; and \$4,000.00 per month, per aircraft beginning at month 4 and each month thereafter.
- **Baggage or Property Impound Fees** – The fee shall be \$5.00 per day, per piece for the first 15 days; \$10.00 per day, per piece for 16 to 30 days; \$20.00 per day, per piece for 31+ days. The fee is established to cover retrieval and storage costs of unattended or neglected baggage or property.
- **Background Check Fee** – the fee shall be \$168.00 plus a 15% administrative fee per background check. The background check fee is administered by an outside vendor and will enable the department to pay for background checks for individuals applying for leases, business opportunities and other real property opportunities at the County's airports.
- **Animal Inspection Facility User Fees** – The following fees will apply for each animal that passes through the USDA Inspection Facility (Bldg. 815):
 - Small Ruminants (Sheep, goats, pigs, swine) - \$25.00 flat fee per air waybill
 - Small Animals (Dogs, cats, & other pet types) - \$15.00 flat fee per air waybill
 - Livestock (Equine, cattle, calves, ovine, caprine, porcine, Ostrich, etc.) - \$45.00 per Head
 - Alpaca - \$25.00 per Head
 - Poultry (Birds, baby chicks, turkey, etc.) - \$25.00 flat fee per air waybill
 - Other - \$25.00 flat fee per air waybill

Remittance Fee 5% - Freight Handler will retain 5% of Inspection Fees for collecting amounts payable to Miami-Dade Aviation Department.
- **Average Electrical Consumption per Kilowatt Hour (kWh) Charge** – The charge shall be \$0.1065 per kilowatt hour consumed.
- **Airside Enforcement Processing Fee** – the fee shall be \$100.00 per civil violation. This fee covers costs associated with MDAD Airside Enforcement personnel that must testify at court hearings.

Other Fees (continued)

- **Violation Fees for Airport Concessionaires and Tenants** – The following fees may be charged by MDAD for violations of Chapter 25 of the Code of Miami-Dade County or agreements applicable to a Concessionaire or a Tenant:
 - **Violation of Permitted Use of a Location** – The fee shall be \$100.00 per day, per location.
 - **Failure to Maintain Required Hours of Operation** – The fee shall be \$50.00 per day, per location.
 - **Failure to Submit Required Documentation and Reports** – The fee shall be \$50.00 per day, per report, up to \$750.00 per month. (This fee applies to reports recurring monthly, quarterly, annually, etc. such as monthly revenue reports and related documents.)
 - **Failure to Comply with Request for Mandatory Response** – The fee shall be \$100.00 per day until response is received.
 - **Unauthorized Advertising** – The fee shall be \$50.00 per day, per location.
 - **Failure to Maintain Premises in a Clean State** – The fee shall be \$50.00 per day, per location.
 - **Failure to Maintain Pricing at a Level Required by Agreement, or To Conduct Surveys as Required** – The fee shall be \$50.00 per day, per location.
 - **Installation of Unapproved Items in Locations** – The fee shall be \$50.00 per day, per location.
 - **Violation of Other Terms and Conditions** – under a lease, license, permit, or other document: at MDAD's option, (i) a \$75.00 per day rate, (ii) the penalty, rate, or fee provided in the contractual document for the violation, (iii) recovery of the damages to MDAD resulting from the violation, or (iv) termination of the lease or document. The fee shall be \$75.00 per day, per location.

The foregoing fees are due and payable from a Concessionaire or Tenant determined by MDAD to be in violation of either Chapter 25 or an applicable agreement or both. Imposition of such fees is an additional remedy available to MDAD for such violations and is not intended to waive MDAD's right to terminate an agreement for such violations, in addition to imposing the foregoing fees.

APPENDICES

Appendix A

Terminal Rental Calculation – Allocations of Expenses by Cost Center

A-1 to A-6

Appendix B

CUTE / CUSS Exhibits

B-1 to B-6

Appendix C

Airport Traffic Report

C-1

APPENDIX A

Terminal Rental Calculations – Allocation of Expenses by Cost Center

ALLOCATION OF OPERATING AND DEBT SERVICE COSTS BY COST CENTER WORKSHEET
Terminal Rental Rate Calculation Model
Miami-Dade County Aviation Department
Miami International Airport
FY 2021-22

Division-Description	Budgeted FY 2021-22	Direct Expense	G&A Expense	Transfers	International Facilities Percentage	Domestic Baggage Claim Percentage	Outbound Baggage Makeup Percentage	Screening Percentage	Terminal Rent Percentage	Total Terminal Percentage	Non-Terminal Percentage	Total	International Facilities Expense	Domestic Baggage Claim Expense	Outbound Baggage Makeup Expense	Screening Expense	Terminal Rent Expense	Total Terminal Expenses	Non-Terminal Expenses	Total Expenses
					[A]	[B]	[C]	[D]	[E]	[F=A+B+C+D+E]	[G]	[F+G]								
01-Executive	3,146,602		\$3,146,602		3.5%	0.3%	1.9%	3.0%	49.0%	57.6%	42.4%	100.0%	\$109,187	\$7,867	\$58,527	\$95,657	\$1,541,520	\$1,812,757	\$1,333,845	\$3,146,602
02-Legal	1,980,187		1,980,187		3.5%	0.3%	1.9%	3.0%	49.0%	57.6%	42.4%	100.0%	68,712	4,950	36,831	60,198	970,094	1,140,786	839,401	1,980,187
03-Administration	497,915		497,915		3.5%	0.3%	1.9%	3.0%	49.0%	57.6%	42.4%	100.0%	17,278	1,245	9,261	15,137	243,929	286,849	211,066	497,915
04-Accounting	4,765,369		4,765,369		3.5%	0.3%	1.9%	3.0%	49.0%	57.6%	42.4%	100.0%	165,358	11,913	88,636	144,867	2,334,554	2,745,329	2,020,040	4,765,369
05-Finance & Strategy	1,264,936		1,264,936		3.5%	0.3%	1.9%	3.0%	49.0%	57.6%	42.4%	100.0%	43,693	3,162	23,528	38,454	619,692	728,730	536,206	1,264,936
06-Human Resources	14,106,580		14,106,580		3.5%	0.3%	1.9%	3.0%	49.0%	57.6%	42.4%	100.0%	489,498	35,266	262,382	428,840	6,910,814	8,126,801	5,979,779	14,106,580
07-Real Estate Management & Development	3,757,979		3,757,979		3.5%	0.3%	1.9%	3.0%	49.0%	57.6%	42.4%	100.0%	130,402	9,395	69,898	114,243	1,841,034	2,164,972	1,593,007	3,757,979
08-Capital Finance	5,269,705		5,269,705		3.5%	0.3%	1.9%	3.0%	49.0%	57.6%	42.4%	100.0%	182,859	13,174	98,017	160,199	2,581,628	3,035,877	2,233,828	5,269,705
09-Police	37,283,990	37,283,990			0.0%	0.0%	0.0%	28.1%	50.6%	78.8%	21.2%	100.0%	--	--	--	10,493,276	18,872,635	29,365,911	7,918,079	37,283,990
10-Governmental Affairs	567,619		567,619		3.5%	0.3%	1.9%	3.0%	49.0%	57.6%	42.4%	100.0%	19,696	1,419	10,558	17,256	278,077	327,005	240,614	567,619
11-Fire & Rescue	33,882,194	33,882,194			0.0%	0.0%	0.0%	0.0%	21.2%	78.8%	100.0%	100.0%	--	--	--	--	7,192,310	7,192,310	26,689,884	33,882,194
12-Fine Arts & Cultural Affairs	552,673		552,673		3.5%	0.3%	1.9%	3.0%	49.0%	57.6%	42.4%	100.0%	19,178	1,382	10,280	16,801	270,755	318,395	234,278	552,673
13-Contracts Administration	1,773,148		1,773,148		3.5%	0.3%	1.9%	3.0%	49.0%	57.6%	42.4%	100.0%	61,528	4,433	32,981	53,904	868,665	1,021,511	751,637	1,773,148
14-Maintenance	154,162,701	154,162,701			4.9%	0.5%	4.1%	0.0%	52.5%	61.9%	38.1%	100.0%	7,591,428	708,034	6,254,104	--	80,882,628	95,436,194	58,726,507	154,162,701
15-Facilities	3,111,068		3,111,068		0.0%	0.0%	0.0%	0.0%	0.0%	0.0%	100.0%	100.0%	--	--	--	--	--	--	3,111,068	3,111,068
15-Facilities Design	5,157,283	5,157,283			0.0%	0.0%	0.0%	0.0%	0.0%	0.0%	100.0%	100.0%	--	--	--	--	--	--	5,157,283	5,157,283
16-Public & Customer Relations	1,498,008		1,498,008		3.5%	0.3%	1.9%	3.0%	49.0%	57.6%	42.4%	100.0%	51,981	3,745	27,863	45,539	733,874	863,002	635,006	1,498,008
17-Aviation Planning, Land Use & Grants	4,592,388		4,592,388		3.5%	0.3%	1.9%	3.0%	49.0%	57.6%	42.4%	100.0%	159,356	11,481	85,418	139,609	2,249,811	2,645,675	1,946,713	4,592,388
19-Program Controls	2,999,124		2,999,124		0.0%	0.0%	0.0%	0.0%	70.0%	70.0%	30.0%	100.0%	--	--	--	--	2,099,387	2,099,387	899,737	2,999,124
22-Information Systems - Administration	40,069,869		40,069,869		2.3%	0.4%	0.0%	0.0%	49.0%	52.7%	47.3%	100.0%	915,788	164,952	164,952	--	19,872,868	21,118,559	40,069,869	40,069,869
24-Business Retention & Development	684,434		684,434		3.5%	0.3%	1.9%	3.0%	49.0%	57.6%	42.4%	100.0%	23,750	1,711	12,730	20,807	335,304	394,302	290,132	684,434
25-Airside Operations	12,750,663	12,750,663			0.0%	0.0%	0.0%	0.0%	39.8%	39.8%	60.2%	100.0%	--	--	--	--	5,072,077	5,072,077	7,678,586	12,750,663
26-Terminal Operations	13,291,069	13,291,069			26.2%	0.0%	0.0%	0.0%	73.8%	100.0%	0.0%	100.0%	3,480,860	--	--	--	9,810,209	13,291,069	--	13,291,069
27-Landside Operations	14,684,987	14,684,987			0.0%	0.0%	0.0%	0.0%	0.0%	0.0%	100.0%	100.0%	--	--	--	--	--	--	14,684,987	14,684,987
28-Cargo Development	--		--		0.0%	0.0%	0.0%	0.0%	0.0%	0.0%	100.0%	100.0%	--	--	--	--	--	--	--	--
30-Non-Departmental O&M	36,330,000	36,330,000			0.0%	0.0%	0.0%	0.0%	76.5%	76.5%	23.5%	100.0%	--	--	--	--	27,777,401	27,777,401	8,552,599	36,330,000
30-Non-Departmental G&A	23,183,644		23,183,644		3.5%	0.3%	1.9%	3.0%	49.0%	57.6%	42.4%	100.0%	804,472	57,599	431,216	704,783	11,357,667	13,356,097	9,827,547	23,183,644
30-Non-Departmental Deposits	150,195,180		150,195,180	150,195,180	0.0%	0.0%	0.0%	0.0%	0.0%	0.0%	100.0%	100.0%	--	--	--	--	--	--	150,195,180	150,195,180
-Subordinate Debt Payment	13,458,586	--	--	13,458,586	0.0%	0.0%	0.0%	0.0%	50.0%	50.0%	50.0%	100.0%	--	--	--	--	6,729,293	6,729,293	6,729,293	13,458,586
30-Non-Departmental Debt Service	337,333,127	21,146,740	80,000,000	316,186,387	1.4%	0.5%	4.9%	0.3%	72.3%	79.3%	20.7%	100.0%	3,026,620	978,669	10,500,555	607,771	155,576,617	170,690,232	86,642,895	257,333,127
31-Management Agreements	38,588,964	38,588,964			0.0%	0.0%	0.0%	0.0%	0.0%	0.0%	100.0%	100.0%	--	--	--	--	--	--	38,588,964	38,588,964
33-AVIATION DEVELOPMENT FUND	--		--		0.0%	0.0%	0.0%	0.0%	0.0%	0.0%	100.0%	100.0%	--	--	--	--	--	--	--	--
34-Minority Affairs	1,294,941		1,294,941		3.5%	0.3%	1.9%	3.0%	49.0%	57.6%	42.4%	100.0%	44,934	3,237	24,086	39,366	634,392	746,016	548,925	1,294,941
38-Civil Environmental Engineering	8,747,843		8,747,843		0.0%	0.0%	0.0%	0.0%	0.0%	0.0%	100.0%	100.0%	--	--	--	--	--	--	8,747,843	8,747,843
40-Security & Safety	22,229,063	--	22,229,063		3.5%	0.3%	1.9%	3.0%	49.0%	57.6%	42.4%	100.0%	771,348	55,573	413,461	675,764	10,890,018	12,806,163	9,422,900	22,229,063
42-Communications	1,206,951		1,206,951		3.5%	0.3%	1.9%	3.0%	49.0%	57.6%	42.4%	100.0%	41,881	3,017	22,449	36,691	591,285	695,324	511,627	1,206,951
43-Aviation Business Planning	--		--		3.5%	0.3%	1.9%	3.0%	49.0%	57.6%	42.4%	100.0%	--	--	--	--	--	--	--	--
44-Marketing	2,721,143		2,721,143		3.5%	0.3%	1.9%	3.0%	49.0%	57.6%	42.4%	100.0%	94,424	6,803	50,613	82,723	1,333,088	1,567,650	1,153,493	2,721,143
45-North Terminal Development	--		--		3.5%	0.3%	1.9%	3.0%	49.0%	57.6%	42.4%	100.0%	--	--	--	--	--	--	--	--
47-Professional Compliance	1,623,510		1,623,510		3.5%	0.3%	1.9%	3.0%	49.0%	57.6%	42.4%	100.0%	56,336	4,059	30,197	49,355	795,358	935,304	688,206	1,623,510
50-Noise Abatement	690,478		690,478		0.0%	0.0%	0.0%	0.0%	0.0%	0.0%	100.0%	100.0%	--	--	--	--	--	--	690,478	690,478
51-Commodities Management	4,239,725		4,239,725		3.5%	0.3%	1.9%	3.0%	49.0%	57.6%	42.4%	100.0%	147,118	10,599	78,858	128,888	2,077,041	2,442,506	1,797,219	4,239,725
52-Protocol & International Affairs	1,222,828		1,222,828		3.5%	0.3%	1.9%	3.0%	49.0%	57.6%	42.4%	100.0%	42,432	3,057	22,745	37,174	599,063	704,471	518,357	1,222,828
55-Financial Planning & Performance Analysis	762,274		762,274		3.5%	0.3%	1.9%	3.0%	49.0%	57.6%	42.4%	100.0%	26,451	1,906	14,178	23,173	373,438	439,146	323,128	762,274
56-Operations	1,108,652		1,108,652		3.5%	0.3%	1.9%	3.0%	49.0%	57.6%	42.4%	100.0%	38,470	2,772	20,621	33,703	543,129	638,694	469,958	1,108,652
57-Facilities Development	504,433		504,433		3.5%	0.3%	1.9%	3.0%	49.0%	57.6%	42.4%	100.0%	17,504	1,261	9,382	15,335	247,122	290,604	213,829	504,433
58-Facilities Management	1,809,847		1,809,847		3.5%	0.3%	1.9%	3.0%	49.0%	57.6%	42.4%	100.0%	62,802	4,525	33,663	55,019	886,644	1,042,653	767,194	1,809,847
59-Security	--		--		3.5%	0.3%	1.9%	3.0%	49.0%	57.6%	42.4%	100.0%	--	--	--	--	--	--	--	--
60-Grants Management	--		--		3.5%	0.3%	1.9%	3.0%	49.0%	57.6%	42.4%	100.0%	--	--	--	--	--	--	--	--
61-Strategic Planning	--		--		3.5%	0.3%	1.9%	3.0%	49.0%	57.6%	42.4%	100.0%	--	--	--	--	--	--	--	--
62-Security Operations Command Center	--		--		3.5%	0.3%	1.9%	3.0%	49.0%	57.6%	42.4%	100.0%	--	--	--	--	--	--	--	--
63-Cash Management	--		--		3.5%	0.3%	1.9%	3.0%	49.0%	57.6%	42.4%	100.0%	--	--	--	--	--	--	--	--
64-Airport Concession & Business Development	2,984,278		2,984,278		3.5%	0.3%	1.9%	3.0%	49.0%	57.6%	42.4%	100.0%	103,554	7,461	55,508	90,722	1,461,998	1,719,243	1,265,035	2,984,278
65-Communications, Hospitality & Transportation	981,227		981,227		3.5%	0.3%	1.9%	3.0%	49.0%	57.6%	42.4%	100.0%	34,049	2,453	18,251	29,829	480,703	565,283	415,942	981,227
37-General Aviation Airports	3,557,709	3,557,709			0.0%	0.0%	0.0%	0.0%	0.0%	0.0%	100.0%	100.0%	--	--	--	--	--	--	3,557,709	3,557,709
BUDGET EXPENSE AMOUNTS	\$1,016,624,894	\$370,836,300	\$251,105,724	\$479,840,153	2.0%	0.2%	2.0%	1.5%	41.4%	47.2%	52.8%	100.0%	\$18,843,148	\$2,127,480	\$18,971,750	\$14,455,080	\$387,936,121	\$442,333,580	\$494,291,314	\$936,624,894
			\$1,101,782,177																	
Incremental Debt Service Coverage	\$0				1.4%	0.5%	4.9%	0.3%	72.3%	79.3%	20.7%	100.0%	\$0	\$0	\$0	\$0	\$0	\$0	\$0	\$0

FINAL

A-1

ALLOCATION OF OPERATING AND DEBT SERVICE COSTS BY COST CENTER WORKSHEET
Terminal Rental Rate Calculation Model
Miami-Dade County Aviation Department
Miami International Airport
FY 2021-22

Division-Description	Budgeted FY 2021-22	Direct Expense	G&A Expense	Transfers	International Facilities Percentage	Domestic Baggage Claim Percentage	Outbound Baggage Makeup Percentage	Screening Percentage	Terminal Rent Percentage	Total Terminal Percentage	Non-Terminal Percentage	Total	International Facilities Expense	Domestic Baggage Claim Expense	Outbound Baggage Makeup Expense	Screening Expense	Terminal Rent Expense	Total Terminal Expenses	Non-Terminal Expenses	Total Expenses
ALLOCATION OF O&M BY DIVISIONS																				
ALLOCATION OF POLICE O&M																				
Administration	\$0								78.8%	78.8%	21.2%	100.0%	--	--	--	--	--	--	--	--
Uniform Patrol	34,977,585				0.0%	0.0%	0.0%	30.0%	50.0%	80.0%	20.0%	100.0%	--	--	--	10,493,276	17,488,793	27,982,069	6,995,517	34,977,586
General Investigation Unit	2,306,405				0.0%	0.0%	0.0%	0.0%	60.0%	60.0%	40.0%	100.0%	--	--	--	--	1,383,843	1,383,843	922,562	2,306,405
09-TOTAL POLICE O&M	\$37,283,990	\$37,283,990			0.0%	0.0%	0.0%	28.1%	50.6%	78.8%	21.2%	100.0%	0	0	0	\$10,493,276	\$18,872,636	\$29,365,912	\$7,918,079	\$37,283,991
ALLOCATION OF FIRE-RESCUE O&M																				
Administration	\$1,000,225				0%	0%	0%	0%	21.2%	21.2%	78.8%	100.0%	--	--	--	--	212,322	212,322	787,903	1,000,225
Rescue	30,863,997				0.0%	0.0%	0.0%	0.0%	20.0%	20.0%	80.0%	100.0%	--	--	--	--	6,172,799	6,172,799	24,691,198	30,863,997
Inspection	--				0.0%	0.0%	0.0%	0.0%	40.0%	40.0%	60.0%	100.0%	--	--	--	--	--	--	--	--
Fire-fighters	--				0.0%	0.0%	0.0%	0.0%	10.0%	10.0%	90.0%	100.0%	--	--	--	--	--	--	--	--
Fire Technician	2,017,972				0.0%	0.0%	0.0%	0.0%	40.0%	40.0%	60.0%	100.0%	--	--	--	--	807,189	807,189	1,210,783	2,017,972
11-TOTAL FIRE-RESCUE O&M	\$33,882,194	\$33,882,194			0.0%	0.0%	0.0%	0.0%	21.2%	21.2%	78.8%	100.0%	0	0	0	0	\$7,192,310	\$7,192,310	\$26,689,884	\$33,882,194
ALLOCATION OF MAINTENANCE O&M																				
Administration	--				0	0	0	0	61.9%	61.9%	38.1%	100.0%	--	--	--	--	--	--	--	--
Service Station	1,320,000				0.0%	0.0%	0.0%	0.0%	60.0%	60.0%	40.0%	100.0%	--	--	--	--	792,000	792,000	528,000	1,320,000
Fleet Management	2,279,232				0.0%	0.0%	0.0%	0.0%	60.0%	60.0%	40.0%	100.0%	--	--	--	--	1,367,539	1,367,539	911,693	2,279,232
Warehouse	--				0.0%	0.0%	0.0%	0.0%	60.0%	60.0%	40.0%	100.0%	--	--	--	--	--	--	--	--
General Building Repair & OCI Projects	2,938,121				0.0%	0.0%	0.0%	0.0%	0.0%	0.0%	100.0%	100.0%	--	--	--	--	--	--	2,938,121	2,938,121
Manager - Facilities Maintenance	--				0.0%	0.0%	0.0%	0.0%	100.0%	100.0%	0.0%	100.0%	--	--	--	--	--	--	--	--
Airport Fire Suppression Technicians	5,149,806				0.0%	0.0%	0.0%	0.0%	60.0%	60.0%	40.0%	100.0%	--	--	--	--	3,089,884	3,089,884	2,059,922	5,149,806
A/C Control	--				0.0%	0.0%	0.0%	0.0%	100.0%	100.0%	0.0%	100.0%	--	--	--	--	--	--	--	--
Generators	967,719				0.0%	0.0%	0.0%	0.0%	30.0%	30.0%	70.0%	100.0%	--	--	--	--	290,316	290,316	677,403	967,719
Tamiami Airport Maintenance	942,976				0.0%	0.0%	0.0%	0.0%	0.0%	0.0%	100.0%	100.0%	--	--	--	--	--	--	942,976	942,976
Ops-Loeka Airport Maintenance	640,723				0.0%	0.0%	0.0%	0.0%	0.0%	0.0%	100.0%	100.0%	--	--	--	--	--	--	640,723	640,723
Security Infrastructure	--				0.0%	0.0%	0.0%	0.0%	60.0%	60.0%	40.0%	100.0%	--	--	--	--	--	--	--	--
Planning & Programming	--				0.0%	0.0%	0.0%	0.0%	100.0%	100.0%	0.0%	100.0%	--	--	--	--	--	--	--	--
Facilities Initiation	--				0.0%	0.0%	0.0%	0.0%	100.0%	100.0%	0.0%	100.0%	--	--	--	--	--	--	--	--
Plumbing Shop	2,633,218				0.0%	0.0%	0.0%	0.0%	68.0%	68.0%	32.0%	100.0%	--	--	--	--	1,790,588	1,790,588	842,630	2,633,218
Electrical Shop - Facilities Maintenance	4,346,103				0.0%	0.0%	0.0%	0.0%	90.0%	90.0%	10.0%	100.0%	--	--	--	--	3,911,493	3,911,493	434,610	4,346,103
Air Conditioning - Facilities Maintenance	4,948,832				0.0%	0.0%	0.0%	0.0%	90.0%	90.0%	10.0%	100.0%	--	--	--	--	4,453,949	4,453,949	494,883	4,948,832
Mechanical Conveyors	100,350				20.0%	40.0%	20.0%	0.0%	20.0%	100.0%	0.0%	100.0%	20,070	40,140	20,070	--	20,070	100,350	--	100,350
Loading Bridges	4,829,407				0.0%	0.0%	0.0%	0.0%	0.0%	0.0%	100.0%	100.0%	--	--	--	--	--	--	4,829,407	4,829,407
Mechanical Maintenance	843,523				0.0%	0.0%	0.0%	0.0%	60.0%	60.0%	40.0%	100.0%	--	--	--	--	506,114	506,114	337,409	843,523
Terminal A/C Shop	1,563,729				0.0%	0.0%	0.0%	0.0%	100.0%	100.0%	0.0%	100.0%	--	--	--	--	1,563,729	1,563,729	--	1,563,729
Painting	--				0.0%	0.0%	0.0%	0.0%	60.0%	60.0%	40.0%	100.0%	--	--	--	--	--	--	--	--
Term. Maint. & Term. Gen. Bldg. Repair	3,520,864				0.0%	0.0%	0.0%	0.0%	100.0%	100.0%	0.0%	100.0%	--	--	--	--	3,520,864	3,520,864	--	3,520,864
Carpenter Shop	977,068				0.0%	0.0%	0.0%	0.0%	90.0%	90.0%	10.0%	100.0%	--	--	--	--	879,361	879,361	97,707	977,068
Stripping	1,712,427				0.0%	0.0%	0.0%	0.0%	0.0%	0.0%	100.0%	100.0%	--	--	--	--	--	--	1,712,427	1,712,427

ALLOCATION OF OPERATING AND DEBT SERVICE COSTS BY COST CENTER WORKSHEET
Terminal Rental Rate Calculation Model
Miami-Dade County Aviation Department
Miami International Airport
FY 2021-22

Division-Description	Budgeted FY 2021-22	Direct Expense	G&A Expense	Transfers	International Facilities Percentage	Domestic Baggage Claim Percentage	Outbound Baggage Makeup Percentage	Screening Percentage	Terminal Rent Percentage	Total Terminal Percentage	Non-Terminal Percentage	Total	International Facilities Expense	Domestic Baggage Claim Expense	Outbound Baggage Makeup Expense	Screening Expense	Terminal Rent Expense	Total Terminal Expenses	Non-Terminal Expenses	Total Expenses
Terminal Planning	1,135,031																			
Security - Bldg. Mgmt. & Controls	0				0.0%	0.0%	0.0%	0.0%	95.0%	95.0%	5.0%	100.0%	--	--	--	--	908,025	908,025	227,006	1,135,031
Video Services	0				0.0%	0.0%	0.0%	0.0%	95.0%	95.0%	5.0%	100.0%	--	--	--	--	--	--	--	--
Locksmith Shop	503,981				0.0%	0.0%	0.0%	0.0%	60.0%	60.0%	40.0%	100.0%	--	--	--	--	302,389	302,389	201,592	503,981
Roofing	0				0.0%	0.0%	0.0%	0.0%	60.0%	60.0%	40.0%	100.0%	--	--	--	--	--	--	--	--
Landscape - General	4,314,935				0.0%	0.0%	0.0%	0.0%	0.0%	0.0%	100.0%	100.0%	--	--	--	--	--	--	4,314,935	4,314,935
Airfield Lighting	1,087,328				0.0%	0.0%	0.0%	0.0%	0.0%	0.0%	100.0%	100.0%	--	--	--	--	--	--	1,087,328	1,087,328
Public Works	2,106,969				0.0%	0.0%	0.0%	0.0%	2.0%	2.0%	98.0%	100.0%	--	--	--	--	42,139	42,139	2,064,830	2,106,969
Waste Transfer Facility	3,914,100				0.0%	0.0%	0.0%	0.0%	100.0%	100.0%	0.0%	100.0%	--	--	--	--	3,914,100	3,914,100	--	3,914,100
Canal Maintenance	2,070,409				0.0%	0.0%	0.0%	0.0%	0.0%	0.0%	100.0%	100.0%	--	--	--	--	--	--	2,070,409	2,070,409
Quality Assurance	887,561				0.0%	0.0%	0.0%	0.0%	100.0%	100.0%	0.0%	100.0%	--	--	--	--	887,561	887,561	--	887,561
Safety & Customer Serv.	0				0.0%	0.0%	0.0%	0.0%	100.0%	100.0%	0.0%	100.0%	--	--	--	--	--	--	--	--
Terminal-Wide Security (CCTV F034F)	0				0.0%	0.0%	0.0%	0.0%	100.0%	100.0%	0.0%	100.0%	--	--	--	--	--	--	--	--
Cargo Area (West Cargo)	1,845,326				0.0%	0.0%	0.0%	0.0%	0.0%	0.0%	100.0%	100.0%	--	--	--	--	--	--	1,845,326	1,845,326
Lift Stations & FM Plumbing	1,654,459				0.0%	0.0%	0.0%	0.0%	0.0%	0.0%	100.0%	100.0%	--	--	--	--	--	--	1,654,459	1,654,459
Maintenance Construction Team	1,719,399				0.0%	0.0%	0.0%	0.0%	0.0%	0.0%	100.0%	100.0%	--	--	--	--	--	--	1,719,399	1,719,399
Engineering Design & Commissioning	5,733,996				0.0%	0.0%	0.0%	0.0%	0.0%	0.0%	100.0%	100.0%	--	--	--	--	--	--	5,733,996	5,733,996
Systems Contract Management	5,548,496				0.0%	0.0%	0.0%	0.0%	50.0%	50.0%	50.0%	100.0%	--	--	--	--	2,774,248	2,774,248	2,774,248	5,548,496
Special Projects	0				0.0%	0.0%	0.0%	0.0%	90.0%	90.0%	10.0%	100.0%	--	--	--	--	--	--	--	--
Interiors	4,394,809				0.0%	0.0%	0.0%	0.0%	74.0%	74.0%	26.0%	100.0%	--	--	--	--	3,252,159	3,252,159	1,142,650	4,394,809
Signage Design	2,971,067				0.0%	0.0%	0.0%	0.0%	60.0%	60.0%	40.0%	100.0%	--	--	--	--	1,782,640	1,782,640	1,188,427	2,971,067
Technical Support	2,325,868				0.0%	0.0%	0.0%	0.0%	85.0%	85.0%	15.0%	100.0%	--	--	--	--	1,976,988	1,976,988	348,880	2,325,868
Contracts - Terminal Maintenance	2,938,628				0.0%	0.0%	0.0%	0.0%	100.0%	100.0%	0.0%	100.0%	--	--	--	--	2,938,628	2,938,628	--	2,938,628
APM - Airport People Mover (E-Satellite TRAIN-MOU)	1,329,627				50.0%	0.0%	0.0%	0.0%	50.0%	100.0%	0.0%	100.0%	664,814	--	--	--	664,814	1,329,628	--	1,329,628
Relumping	849,938				0.0%	0.0%	0.0%	0.0%	0.0%	0.0%	100.0%	100.0%	--	--	--	--	--	--	849,938	849,938
Janitorial Contract - Zone 1 (Unico)	13,838,011				0.0%	0.0%	0.0%	0.0%	95.0%	95.0%	5.0%	100.0%	--	--	--	--	13,146,110	13,146,110	691,901	13,838,011
Janitorial Contract - Zone 2	10,569,970				0.0%	0.0%	0.0%	0.0%	95.0%	95.0%	5.0%	100.0%	--	--	--	--	10,041,472	10,041,472	528,499	10,569,970
Janitorial Contract - Zone 3 (N&K)	3,021,420				0.0%	0.0%	0.0%	0.0%	0.0%	0.0%	100.0%	100.0%	--	--	--	--	--	--	3,021,420	3,021,420
Janitorial Contract - Zone 4 (Vista)	3,148,992				0.0%	0.0%	0.0%	0.0%	0.0%	0.0%	100.0%	100.0%	--	--	--	--	--	--	3,148,992	3,148,992
OUTSIDE CONTRACTS	36,538,283				18.9%	1.8%	17.1%	0.0%	44.0%	81.8%	18.2%	100.0%	6,906,544	667,894	6,234,034	--	16,065,449	29,873,921	6,664,362	36,538,283
14-TOTAL MAINTENANCE O&M	\$87,046,025	\$87,046,025			4.9%	0.5%	4.1%	0.0%	52.5%	61.9%	38.1%	100.0%	\$7,591,428	\$708,034	\$6,254,104	\$0	\$80,882,629	\$95,436,195	\$58,726,508	\$154,162,703
ALLOCATION OF INFORMATION SYSTEMS																				
Administration	\$22,318,610				0	0	0	0	52.7%	52.7%	47.3%	100.0%	--	--	--	--	11,762,876	11,762,876	10,555,734	22,318,610
Telephone	8,411,514				0.0%	0.0%	0.0%	0.0%	67.0%	67.0%	33.0%	100.0%	--	--	--	--	5,635,714	5,635,714	2,775,800	8,411,514
CUTE, CUSS SITA Contract	5,289,872				0.0%	0.0%	0.0%	0.0%	0.0%	0.0%	100.0%	100.0%	--	--	--	--	--	--	5,289,872	5,289,872
CBP Kiosks	750,836				100.0%	0.0%	0.0%	0.0%	0.0%	0.0%	0.0%	100.0%	750,836	--	--	--	--	750,836	--	750,836
AOIS, NSS and Other O/S Contracts	3,299,037				5.0%	5.0%	5.0%	0.0%	75.0%	90.0%	10.0%	100.0%	164,952	164,952	164,952	--	2,474,278	2,969,134	329,904	3,299,038
Security Infrastructure	0				0.0%	0.0%	0.0%	0.0%	90.0%	90.0%	10.0%	100.0%	--	--	--	--	--	--	--	--
22-TOTAL INFORMATION SYSTEMS O&M	\$40,069,869	\$40,069,869			2.3%	0.4%	0.4%	0.0%	49.6%	52.7%	47.3%	100.0%	\$915,788	\$164,952	\$164,952	\$0	\$19,872,868	\$21,118,560	\$18,951,310	\$40,069,870
ALLOCATION OF AIRSIDE OPS O&M																				
Administration	\$971,801				0	0	0	0	39.8%	39.8%	60.2%	100.0%	--	--	--	--	386,572	386,572	585,229	971,801
Ramp Control	4,060,066				0.0%	0.0%	0.0%	0.0%	0.0%	0.0%	100.0%	100.0%	--	--	--	--	--	--	4,060,066	4,060,066
Access Control	2,804,232				0.0%	0.0%	0.0%	0.0%	0.0%	0.0%	100.0%	100.0%	--	--	--	--	--	--	2,804,232	2,804,232
Gate Assignment	4,534,201				0.0%	0.0%	0.0%	0.0%	100.0%	100.0%	0.0%	100.0%	--	--	--	--	4,534,201	4,534,201	--	4,534,201
Noise Control	--				0.0%	0.0%	0.0%	0.0%	0.0%	0.0%	100.0%	100.0%	--	--	--	--	--	--	--	--
25-TOTAL AIRSIDE OPS O&M	\$12,370,300	\$12,370,300			0.0%	0.0%	0.0%	0.0%	39.8%	39.8%	60.2%	100.0%	\$0	\$0	\$0	\$0	\$4,920,773	\$4,920,773	\$7,449,527	\$12,370,300

ALLOCATION OF OPERATING AND DEBT SERVICE COSTS BY COST CENTER WORKSHEET

Terminal Rental Rate Calculation Model
Miami-Dade County Aviation Department
Miami International Airport
FY 2021-22

Division-Description	Budgeted FY 2021-22	Direct Expense	G&A Expense	Transfers	International Facilities Percentage	Domestic Baggage Claim Percentage	Outbound Baggage Makeup Percentage	Screening Percentage	Terminal Rent Percentage	Total Terminal Percentage	Non-Terminal Percentage	Total	International Facilities Expense	Domestic Baggage Claim Expense	Outbound Baggage Makeup Expense	Screening Expense	Terminal Rent Expense	Total Terminal Expenses	Non-Terminal Expenses	Total Expenses
ALLOCATION OF TERMINAL OPS O&M																				
Administration	\$592,680				0	0	0	0	100.0%	100.0%	0.0%	100.0%	--	--	--	--	592,680	592,680	--	592,680
Domestic Operations	3,249,331				0.0%	0.0%	0.0%	0.0%	100.0%	100.0%	0.0%	100.0%	--	--	--	--	3,249,331	3,249,331	--	3,249,331
International Operations	5,801,433				60.0%	0.0%	0.0%	0.0%	40.0%	100.0%	0.0%	100.0%	3,480,860	--	--	--	2,320,573	5,801,433	--	5,801,433
Tour & Charter Operations	--				0.0%	0.0%	0.0%	0.0%	100.0%	100.0%	0.0%	100.0%	--	--	--	--	--	--	--	--
Contract Services	899,264				0.0%	0.0%	0.0%	0.0%	100.0%	100.0%	0.0%	100.0%	--	--	--	--	899,264	899,264	--	899,264
Passenger & Visitor services	2,748,361				0.0%	0.0%	0.0%	0.0%	100.0%	100.0%	0.0%	100.0%	--	--	--	--	2,748,361	2,748,361	--	2,748,361
26-TOTAL TERMINAL OPS O&M	\$13,291,069	\$13,291,069			26.2%	0.0%	0.0%	0.0%	73.8%	100.0%	0.0%	100.0%	\$3,480,860	\$0	\$0	\$0	\$9,810,209	\$13,291,069	\$0	\$13,291,069
ALLOCATION OF LANDSIDE OPS O&M																				
Administration	\$2,417,689								0.0%	0.0%	100.0%	100.0%	--	--	--	--	--	--	2,417,689	2,417,689
Ramp & Garage Control	11,632,928				0.0%	0.0%	0.0%	0.0%	0.0%	0.0%	100.0%	100.0%	--	--	--	--	--	--	11,632,928	11,632,928
Towing	--				0.0%	0.0%	0.0%	0.0%	0.0%	0.0%	100.0%	100.0%	--	--	--	--	--	--	--	--
Taxi	--				0.0%	0.0%	0.0%	0.0%	0.0%	0.0%	100.0%	100.0%	--	--	--	--	--	--	--	--
Identification	--				0.0%	0.0%	0.0%	0.0%	0.0%	0.0%	100.0%	100.0%	--	--	--	--	--	--	--	--
Contract Services	--				0.0%	0.0%	0.0%	0.0%	0.0%	0.0%	100.0%	100.0%	--	--	--	--	--	--	--	--
Control Function	505,818				0.0%	0.0%	0.0%	0.0%	0.0%	0.0%	100.0%	100.0%	--	--	--	--	--	--	505,818	505,818
Employee Parking Operations	128,552				0.0%	0.0%	0.0%	0.0%	0.0%	0.0%	100.0%	100.0%	--	--	--	--	--	--	128,552	128,552
27-TOTAL LANDSIDE OPS O&M	\$14,684,987	\$14,684,987			0.0%	0.0%	0.0%	0.0%	0.0%	0.0%	100.0%	100.0%	\$0	\$0	\$0	\$0	\$0	\$0	\$14,684,987	\$14,684,987
ALLOCATION OF NON-DEPT O&M																				
Telephone	\$700,000				0.0%	0.0%	0.0%	0.0%	67.0%	67.0%	33.0%	100.0%	--	--	--	--	469,000	469,000	231,000	700,000
Electrical Service	23,600,000				0.0%	0.0%	0.0%	0.0%	75.0%	75.0%	25.0%	100.0%	--	--	--	--	17,700,000	17,700,000	5,899,999	23,599,999
Natural Gas Service	30,000				0.0%	0.0%	0.0%	0.0%	28.0%	28.0%	72.0%	100.0%	--	--	--	--	8,400	8,400	21,600	30,000
Water & Sewer Service	12,000,000				0.0%	0.0%	0.0%	0.0%	80.0%	80.0%	20.0%	100.0%	--	--	--	--	9,600,000	9,600,000	2,400,000	12,000,000
MIDAD Lease Payments	0				0.0%	0.0%	0.0%	0.0%	0.0%	0.0%	100.0%	100.0%	--	--	--	--	--	--	--	--
30-TOTAL NON-DEPARTMENTAL O&M	\$36,330,000				0.0%	0.0%	0.0%	0.0%	76.5%	76.5%	23.5%	100.0%	\$0	\$0	\$0	\$0	\$27,777,400	\$27,777,400	\$8,552,599	\$36,329,999

ALLOCATION OF OPERATING AND DEBT SERVICE COSTS BY COST CENTER WORKSHEET
Terminal Rental Rate Calculation Model
Miami-Dade County Aviation Department
Miami International Airport
FY 2021-22

Division-Description	Budgeted FY 2021-22	Direct Expense	G&A Expense	Transfers	International Facilities Percentage	Domestic Baggage Claim Percentage	Outbound Baggage Makeup Percentage	Screening Percentage	Terminal Rent Percentage	Total Terminal Percentage	Non-Terminal Percentage	Total	International Facilities Expense	Domestic Baggage Claim Expense	Outbound Baggage Makeup Expense	Screening Expense	Terminal Rent Expense	Total Terminal Expenses	Non-Terminal Expenses	Total Expenses
ALLOCATION OF MGMT AGREEMENTS																				
Sky Caps / Porter	--	--	--	--	100.0%	0.0%	0.0%	0.0%	0.0%	100.0%	0.0%	100.0%	--	--	--	--	--	--	--	--
Smarte Carte FIS	--	--	--	--	100.0%	0.0%	0.0%	0.0%	0.0%	100.0%	0.0%	100.0%	--	--	--	--	--	--	--	--
Unico Vista/N&K Janitorial	0	--	--	--	0.0%	0.0%	0.0%	0.0%	92.1%	92.1%	7.9%	100.0%	--	--	--	--	--	--	--	--
Other Management Contracts	38,588,964	--	--	--	0.0%	0.0%	0.0%	0.0%	0.0%	0.0%	100.0%	100.0%	--	--	--	--	--	--	38,588,964	38,588,964
31-TOTAL MGMT AGREEMENTS	38,588,964	38,588,964			0.0%	0.0%	0.0%	0.0%	0.0%	0.0%	100.0%	100.0%	\$0	\$0	\$0	\$0	\$0	\$0	\$38,588,964	\$38,588,964
ALLOCATION OF G/A AIRPORT O&M	\$3,557,709	\$3,557,709											\$0	\$0	\$0	\$0	\$0	\$0	\$3,557,709	\$3,557,709
TOTAL DIRECT O&M	\$317,105,107												\$11,988,076	\$872,986	\$6,419,056	\$10,493,276	\$169,328,825	\$199,102,219	\$185,119,567	\$384,221,786
ALLOCATION OF MAINT. O&M BY SUBDIVISIONS																				
ALLOCATION OF CONTRACT SERVICES																				
Outside Maintenance-Motor Vehicles	--	--	--	--	0.0%	0.0%	0.0%	0.0%	0.0%	0.0%	100.0%	100.0%	--	--	--	--	--	--	--	--
Pest Control	--	--	--	--	0.0%	0.0%	0.0%	0.0%	80.0%	80.0%	20.0%	100.0%	--	--	--	--	--	--	--	--
Other Outside Maintenance	--	--	--	--	0.0%	0.0%	0.0%	0.0%	0.0%	0.0%	100.0%	100.0%	--	--	--	--	--	--	--	--
Consulting Engineering and A&E Services	--	--	--	--	0.0%	0.0%	0.0%	0.0%	0.0%	0.0%	100.0%	100.0%	--	--	--	--	--	--	--	--
Laboratory Services	--	--	--	--	0.0%	0.0%	0.0%	0.0%	100.0%	100.0%	0.0%	100.0%	--	--	--	--	--	--	--	--
Water Treatment Service	--	--	--	--	0.0%	0.0%	0.0%	0.0%	100.0%	100.0%	0.0%	100.0%	--	--	--	--	--	--	--	--
Train - CC E Satellite - Other Outside Maintenance	1,506,664	--	--	--	50.0%	0.0%	0.0%	0.0%	50.0%	100.0%	0.0%	100.0%	753,332	--	--	--	753,332	1,506,664	--	1,506,664
Train - Concourse D	8,024,778	--	--	--	50.0%	0.0%	0.0%	0.0%	50.0%	100.0%	0.0%	100.0%	4,012,389	--	--	--	4,012,389	8,024,778	--	8,024,778
Train - Rental Car Facility	4,255,265	--	--	--	0.0%	0.0%	0.0%	0.0%	0.0%	0.0%	100.0%	100.0%	--	--	--	--	--	--	4,255,265	4,255,265
JBT BHS Contract S&C Terminal	8,563,293	--	--	--	25.0%	5.0%	70.0%	0.0%	0.0%	100.0%	0.0%	100.0%	2,140,823	428,165	5,994,305	--	--	8,563,293	--	8,563,293
Reimbursements for Outside Contract - L Services	--	--	--	--	0.0%	0.0%	0.0%	0.0%	100.0%	100.0%	0.0%	100.0%	--	--	--	--	--	--	--	--
Other Outside Contractual Services - Terminal Maintenance	479,457	--	--	--	0.0%	50.0%	50.0%	0.0%	0.0%	100.0%	0.0%	100.0%	--	239,729	239,729	--	--	479,458	--	479,458
Outside Maintenance-Terminal Elevator (Schindler)	1,853,212	--	--	--	0.0%	0.0%	0.0%	0.0%	90.0%	90.0%	10.0%	100.0%	--	--	--	--	1,667,890	1,667,890	185,321	1,853,211
Outside Maintenance-Terminal Elevator (Otis)	397,117	--	--	--	0.0%	0.0%	0.0%	0.0%	3.0%	3.0%	97.0%	100.0%	--	--	--	--	11,914	11,914	385,203	397,117
Outside Maintenance-Terminal Elevator (Thyssen)	529,489	--	--	--	0.0%	0.0%	0.0%	0.0%	30.0%	30.0%	70.0%	100.0%	--	--	--	--	158,847	158,847	370,642	529,489
Outside Maintenance-Terminal Elevator (Orack)	10,457,409	--	--	--	0.0%	0.0%	0.0%	0.0%	87.0%	87.0%	13.0%	100.0%	--	--	--	--	9,097,945	9,097,945	1,359,463	10,457,408
Outside Maintenance-Building 100 Elevator (Mowrey)	--	--	--	--	0.0%	0.0%	0.0%	0.0%	0.0%	0.0%	100.0%	100.0%	--	--	--	--	--	--	--	--
Building Maintenance	--	--	--	--	0.0%	0.0%	0.0%	0.0%	50.0%	50.0%	50.0%	100.0%	--	--	--	--	--	--	--	--
Painting	--	--	--	--	0.0%	0.0%	0.0%	0.0%	50.0%	50.0%	50.0%	100.0%	--	--	--	--	--	--	--	--
Baggage (other outside contractual)	--	--	--	--	0.0%	100.0%	0.0%	0.0%	0.0%	100.0%	0.0%	100.0%	--	--	--	--	--	--	--	--
Plumbing	--	--	--	--	0.0%	0.0%	0.0%	0.0%	50.0%	50.0%	50.0%	100.0%	--	--	--	--	--	--	--	--
Electrical	--	--	--	--	0.0%	0.0%	0.0%	0.0%	50.0%	50.0%	50.0%	100.0%	--	--	--	--	--	--	--	--
Air Conditioning	--	--	--	--	0.0%	0.0%	0.0%	0.0%	45.0%	45.0%	55.0%	100.0%	--	--	--	--	--	--	--	--
Contract Asst-Canal MA	--	--	--	--	0.0%	0.0%	0.0%	0.0%	0.0%	0.0%	100.0%	100.0%	--	--	--	--	--	--	--	--
Building Exterior	--	--	--	--	0.0%	0.0%	0.0%	0.0%	60.0%	60.0%	40.0%	100.0%	--	--	--	--	--	--	--	--
Doors--Automatic	--	--	--	--	0.0%	0.0%	0.0%	0.0%	95.0%	95.0%	5.0%	100.0%	--	--	--	--	--	--	--	--
Electrical	--	--	--	--	0.0%	0.0%	0.0%	0.0%	0.0%	0.0%	100.0%	100.0%	--	--	--	--	--	--	--	--
Cont Asst Non-Assum - Landscaping	--	--	--	--	0.0%	0.0%	0.0%	0.0%	0.0%	0.0%	100.0%	100.0%	--	--	--	--	--	--	--	--
Gen Bldg Repr & Renov	--	--	--	--	0.0%	0.0%	0.0%	0.0%	50.0%	50.0%	50.0%	100.0%	--	--	--	--	--	--	--	--
DBED Compliance Fee (GSA-MOU Elev Svc)	471,600	--	--	--	0.0%	0.0%	0.0%	0.0%	77.0%	77.0%	23.0%	100.0%	--	--	--	--	363,132	363,132	108,468	471,600
TOTAL CONTRACT SERVICES	\$36,538,283				18.9%	1.8%	17.1%	0.0%	44.0%	81.8%	18.2%	100.0%	\$6,906,544	\$667,894	\$6,234,034	\$0	\$16,065,449	\$29,873,921	\$6,664,362	\$36,538,283

ALLOCATION OF OPERATING AND DEBT SERVICE COSTS BY COST CENTER WORKSHEET

Terminal Rental Rate Calculation Model

Miami-Dade County Aviation Department

Miami International Airport

FY 2021-22

	Direct Current Expenses	Direct Current Expense Allocation %
G&A ALLOCATION BASIS		
International Concourse	\$11,988,076	3.5%
Domestic Baggage Claim	872,986	0.3%
Outbound Baggage Makeup	6,419,056	1.9%
Screening	10,493,276	3.0%
Terminal Rent	169,328,825	49.0%
Total Terminal	\$199,102,219	57.6%
Non-Terminal	185,119,567	
Less Other Management Contracts	(38,588,964)	
Net Non-Terminal	\$146,530,603	42.4%
G&A Allocation Basis	\$345,632,822	100.0%

MANAGEMENT AGREEMENTS DETAIL	
HOTEL	\$9,893,490
AIRPORT PARKING	8,384,597
BAGGAGE STORAGE	--
AIRPORT CLUBS	974,465
TOP OF THE PORT	0
ALLIED AVIATION FUELING	7,867,658
MIDFIELD FUELING	2,993,275
SHUTTLE	8,475,479
SUBTOTAL	\$38,588,964
JANITORIAL N&K, UNICCO, VISTA	--
SMARTE CARTE FIS	0
QASI-BAGGAGE STORAGE	0
TOTAL	\$38,588,964

FINAL

APPENDIX B

**CUTE / CUSS
Exhibit Reference
FY 2021-22**

Appendix B

<i>Exhibit Name</i>	<i>Exhibit #</i>
Maintenance Costs	1
<ul style="list-style-type: none">• Maintenance Cost Allocation• Training Cost Allocation• Telecom Charges	
General Statistics	2
<ul style="list-style-type: none">• Ticket Counter Hours• Terminal Costs per Sq. Ft. (Class I, III & IV)• Terminal Sq. Ft. (Class I, III & IV)	
Equipment Inventory by Location	3
CUSS (Common Use Self Service) Rates	4
CUTE Back-wall Display Rates	5

Exhibit 1

FY 2022 CUTE Maintenance Expense Allocation

Equipment Costs	FY 2022 Budget
Core Room Hardware/Servers	\$0

Maintenance costs		
<i>Contractors Expense</i>		
	FY 2022 Budget	Monthly Expense
SITA Contract	\$5,289,872	\$440,823
Amadeus Inc. (Displays Only)--2 components		
Warranty/Replacement	\$100,000	\$8,333
O & M	175,000	14,583
Total	\$275,000	\$22,917
Telecom Charges per port	\$144	

Allocation of Maintenance Expenses			
SITA Contract			
	%	O&M Units	O&M Expense
Infrastructure	0.0%		\$0
Other	100.0%		
Gates	31.3%	748	1,656,268
Ticket Counters (includes BMU & rech units)	66.0%	1,577	3,491,891
VIP lounges (including Club America)	0.3%	8	17,714
Training	1.8%	43	163,341
Back Office (includes Operations)	0.0%	0	0
CUSS	0.5%	13	28,785
Total	100.0%	2,389	\$5,358,000

Training Cost Allocation			
	O&M Units	% Alloc.	Cost Alloc.
Gates	748	32.1%	\$52,370
Tkt. Ctrs.	1,577	67.6%	110,411
VIP lounges	8	0.3%	560
	2,333	100.0%	\$163,341

Amadeus Inc. Contract	Unit Value	%	O&M Units	O&M Expense
<i>(Allocated to Common Use Displays only)</i>				
LCD Backwall Display Monitor	\$562	23.9%	399	\$65,695
LED Dynamic Signage	1,405	59.8%	399	164,436
Video Display Extenders	150	6.4%	399	17,550
Digital Video Controller	234	9.9%	399	27,319
Subtotal	\$2,350	100.0%		\$275,000
Less: LED Dyn. Sign.*				(164,436)
Total				\$110,564

* Costs recovered through Terminal cost center charges, not CUTE.

Telecom Charges			
Number of Required Ports	# of Ports	# of Locations	Charge per Location
Gates	1.0	234	\$33,696
Ticket Counters	1.0	383	55,152
Recheck Counters	1.0	16	2,304
CUSS Kiosks	1.0	6	864
Total		639	\$92,016

Exhibit 2

FY 2022 CUTE Maintenance Expense Allocation

Ticket Counter (TC) Hour Calculation		FY 2022
# of TC hours per day per unit	[a]	4.095
# of TC positions w/ BMU	[b]	383
# of TC positions w/o BMU	[c]	349
# of days per year	[d]	360
Ticket Counter Hours w/ BMU	[=a*b*d]	565,000
Ticket Counter Hours w/o BMU	[=a*c*d]	514,000

Terminal Cost per Square Foot (from ldg fee model)		
	FY2020	FY 2022
Class I	\$88.75	\$85.16
Class III (for Training Room costs)	\$88.75	\$85.16
Class IV	\$44.38	\$42.58

Class I CUTE Terminal Space Wksht		
	FY2020	FY 2022
Total Class I Space (from ldg fee model)	45,114	45,114
Less Exempt Carrier space:		
LATAM ticket counter space	(1,795)	(1,795)
AA ticket counter space**	(13,128)	(13,128)
UAL ticket counter space**	(909)	(909)
LU ticket counter space**	0	0
DL ticket counter space**	(1,628)	(1,628)
	27,654	27,654

** Reflects Class I ticket counter space noted on carriers's monthly invoice for this line item expense.

Class III CUTE Terminal Space Wksht		
	FY2020	FY 2022
MDAD CUTE Training Room Sq Ft	800	800

Class IV CUTE Terminal Space Wksht

Central/North Terminal	Carrousel	Square Ft
	41	0
	42	0
United Airlines - Carrousel #42	(42)	0
	43	0
	45	16,167
	46	5,666
	47	4,005
	Interline G	7,677
	Interline F	13,967
	50	2,795
	51	3,663
	52	4,053
	54	2,224
	60 & 62	6,419

Central/North Terminal - Subtotal **66,636**

South Terminal

Terminal J - Outbound Sort Piers	9,724
Terminal H - Outbound Sort Piers	37,068
Concourse H - Charter Carrousel	3,684
South Terminal - Subtotal	50,476
Delta Airlines - Sort Piers	(5,011)
LATAM Airlines Group - Sort Piers	(4,603)

South Terminal - Total **40,862**

Total Class 4 BMU sq ft **107,498**

Source: MDAD Technical Support Division

Exhibit 3

Total Inventory CUTE – FY 2022 Projected Budget and Rates

Location	Equipment Location/Quantity										CUTE Back Office (Includes Operations)	Total CUTE Equipment	CUSS Units
	Ticket Counter	Recheck	Gates	BMU (Includes Curbside)	Club America	VIP Lounge	Int'l Baggage	Ticket Counters and Gates Total	Infra- structure Training	Common Use CUTE Total			
Equipment Device													
CPU	383	16	234	7	--	4	--	644	11	655	--	655	6
Standard Keyboard	276	8	72	5	--	1	--	362	--	362	--	362	--
Industrial Keyboard	--	--	--	--	--	--	--	--	--	--	--	--	--
Monitor	375	16	235	7	--	4	--	637	11	648	--	648	7
Boarding Pass Printer - ATB	370	13	89	1	--	--	--	473	9	482	--	482	--
Bag Tag Printer - BTP	375	13	73	1	--	--	--	462	8	470	--	470	--
Boarding Gate Reader - BGR	--	--	117	--	--	--	--	117	4	121	--	121	--
Document Scanner - MSR	--	--	--	--	--	--	--	--	--	--	--	--	--
Document Printer - DCP	34	3	74	3	--	--	--	114	2	116	--	116	--
TOTAL	1,813	69	894	24	--	9	--	2,809	45	2,854	--	2,854	13

# of O&M Units														Total
CPU	383	16	234	7	--	4	--	644	11	655	--	655	6	661
Standard Keyboard	--	--	--	--	--	--	--	--	--	--	--	--	--	--
Industrial Keyboard	--	--	--	--	--	--	--	--	--	--	--	--	--	--
Monitor	375	16	235	7	--	4	--	637	11	648	--	648	7	655
Boarding Pass Printer - ATB	370	13	89	1	--	--	--	473	9	482	--	482	--	482
Bag Tag Printer - BTP	375	13	73	1	--	--	--	462	8	470	--	470	--	470
Boarding Gate Reader - BGR	--	--	117	--	--	--	--	117	4	121	--	121	--	121
Document Scanner - MSR	--	--	--	--	--	--	--	--	--	--	--	--	--	--
Document Printer - DCP	--	--	--	--	--	--	--	--	--	--	--	--	--	--
TOTAL	1,503	58	748	16	--	8	--	2,333	43	2,376	--	2,376	13	2,389

Note: O&M units are a subset of total inventory; they reflect the items maintained by the service contractor as part of its contract with MDAD.

1. Sources:

- Ticket Counters and Rechecks - Resource Manager MDAD Properties Inventory
- Gates, BMU, Club America, VIP, Int'l Baggage, Training - MDAD/SITA list
- Backoffice - MDAD IT Department

Exhibit 4

Miami International Airport FY 2022 CUSS Rates CUTE Rates – Effective October 2021

Pricing Category		Total Cost	# of Units	Per Unit Expense	Annual Amortization Cost (1)	Annual Per Unit	Monthly Per Unit
Capital Costs--CUSS UNIT (Hardware/Software)						[a]	[a] ÷ 12
In Ticket Counter	[b]	\$0	36	\$0.00	\$0.00	\$0.00	\$0.00
Stand Alone	[c]	\$0	26	\$0.00	\$0.00	\$0.00	\$0.00
Class I Terminal Rental Costs - Stand Alone (2)	[d]			\$510.96	n/a	\$510.96	\$42.58
Current Expense Allocation (O&M Costs) (3)	[e]	\$28,785	62	\$464.28	n/a	\$464.28	\$38.69
Telecom Port Charge						\$144.00	\$12.00
TOTAL COSTS - In Ticket Counter	[b+e]					\$464.28	\$50.69
TOTAL COSTS - Stand Alone	[c+d+e]					\$975.24	\$93.27

n/a = not applicable

(1) Amortization charge based upon useful life of 3 yrs @ 6%.

(2) Applies to Stand Alone units only. Each Stand Alone unit includes 6 square feet of Class I space multiplied by the current Class I terminal rental rate.
For FY2020 Class I terminal rental rate per square foot = **\$85.16**

(3) Current Expense amount is based on CUSS's allocation of the annual contract with SITA.

Exhibit 5

CUTE Backwall Display Charges FY 2022

Backwall Maximum Charge Calculation

Backwall Display O&M costs	\$110,564
Ticket Counter Hours	565,000
Backwall Hourly Rate	\$0.20
Hours per Day	12
Days per Month	30
Positions per Display	2
Monthly Max. Backwall Charge - (CUTE Position)	\$40.00
Annual Backwall Charge per Position (Monthly Max. x 12 mo.)	\$480.00
Annual Backwall Charge per Display (Monthly Max. x 2 x 12 mo.)	\$960.00

APPENDIX C

Miami International Airport Traffic Report Fiscal Year Ended: September 30, 2021

INTERNATIONAL*	DEPLANED	ENPLANED	TOTAL	FISCAL YEAR 10/19 - 09/20	% CHG OVR 10/19 - 09/20
PASSENGERS	5,225,311	5,344,062	10,569,373	11,040,366	-4.27
FREIGHT-TONS	1,258,698	902,659	2,161,357	1,865,999	15.83
MAIL-TONS	3,183	3,861	7,044	12,658	-44.35
TOTAL CARGO-TONS	1,261,881	906,519	2,168,400	1,878,656	15.42
COMMERCIAL AIRCRAFT MVMТ	71,774	70,201	141,975	123,246	15.20
LANDED WEIGHT (1,000 LBS)			16,840,869	16,135,051	4.37
ARRIVING PASSENGERS & CREW REQUIRING FEDERAL INSP.			5,218,167	5,083,350	2.65
SEATS	7,773,073	7,758,255	15,531,328	13,983,947	11.07

DOMESTIC **	DEPLANED	ENPLANED	TOTAL	FISCAL YEAR 10/19 - 09/20	% CHG OVR 10/19 - 09/20
PASSENGERS	9,857,569	9,792,146	19,649,715	14,342,018	37.01
FREIGHT-TONS	256,806	196,563	453,369	402,650	12.60
MAIL-TONS	13,274	10,912	24,187	19,744	22.50
TOTAL CARGO-TONS	270,080	207,476	477,556	422,395	13.06
COMMERCIAL AIRCRAFT MVMТ	96,897	98,450	195,347	165,508	18.03
LANDED WEIGHT (1,000 LBS)			15,619,024	11,546,694	35.27
SEATS	12,133,011	12,151,071	24,284,082	18,722,244	29.71

COMBINED TOTALS	DEPLANED	ENPLANED	TOTAL	FISCAL YEAR 10/19 - 09/20	% CHG OVR 10/19 - 09/20
PASSENGERS	15,082,880	15,136,208	30,219,088	25,382,384	19.06
FREIGHT-TONS	1,515,504	1,099,222	2,614,726	2,268,649	15.25
MAIL-TONS	16,458	14,773	31,230	32,402	-3.62
TOTAL CARGO-TONS	1,531,961	1,113,995	2,645,956	2,301,051	14.99
COMMERCIAL AIRCRAFT MVMТ	168,671	168,651	337,322	288,754	16.82
LANDED WEIGHT (1,000 LBS)			32,459,893	27,681,745	17.26
SEATS	19,906,084	19,909,326	39,815,410	32,706,191	21.74

AIRCRAFT OPERATIONS (LANDINGS PLUS TAKEOFFS) FAA TOWER DATA

AIR CARRIER	298,917				
AIR TAXI	26,592				
GENERAL AVIATION	12,476			FISCAL YEAR	% CHG OVR
MILITARY	893			10/19 - 09/20	10/19 - 09/20
TOTAL	338,878			290,478	16.66

FREIGHT = FREIGHT PLUS EXPRESS. TOTAL CARGO = FREIGHT PLUS MAIL

*TO AND FROM POINTS OUTSIDE U.S. JURISDICTION

**TO AND FROM POINTS WITHIN U.S. JURISDICTION

MIAMI-DADE AVIATION DEPARTMENT: P.O.BOX 526624, MIAMI, FL. 33152



MIAMI-DADE AVIATION DEPARTMENT

Finance and Strategy Group : Financial Planning and Performance Analysis Division

P.O. Box 526624 • Miami - Florida 33152-6624

www.iflymia.com

